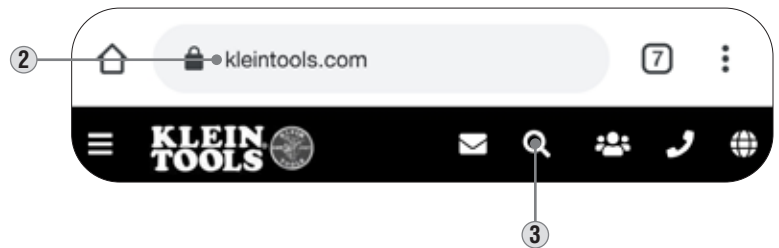


KLEIN TOOLS®

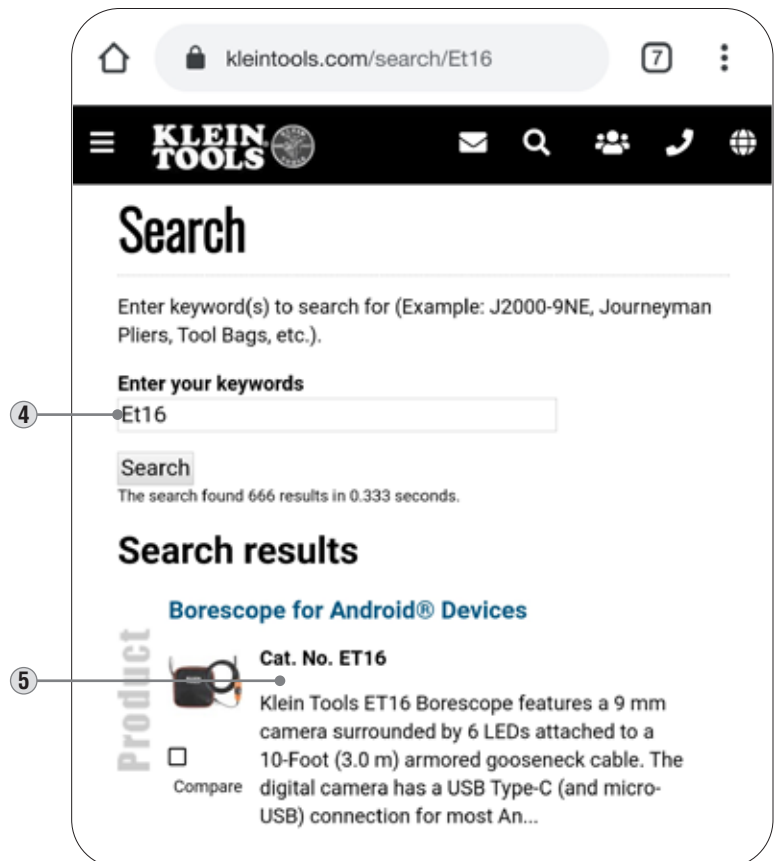
STEPS TO DOWNLOAD ET16 BORESCOPE APP ON YOUR ANDROID® DEVICE



- 1 Plug-in ET16 Borescope to your Android phone
- 2 Open the web browser on your Android phone, and navigate to: www.kleintools.com
- 3 Press the magnifying glass at the top of the webpage to search



- 4 In the search box, type in "ET16" and press the Search button
- 5 Press on the "Borescope for Android Devices" search result



- 6 You are now on the product page for the ET16 Borescope.

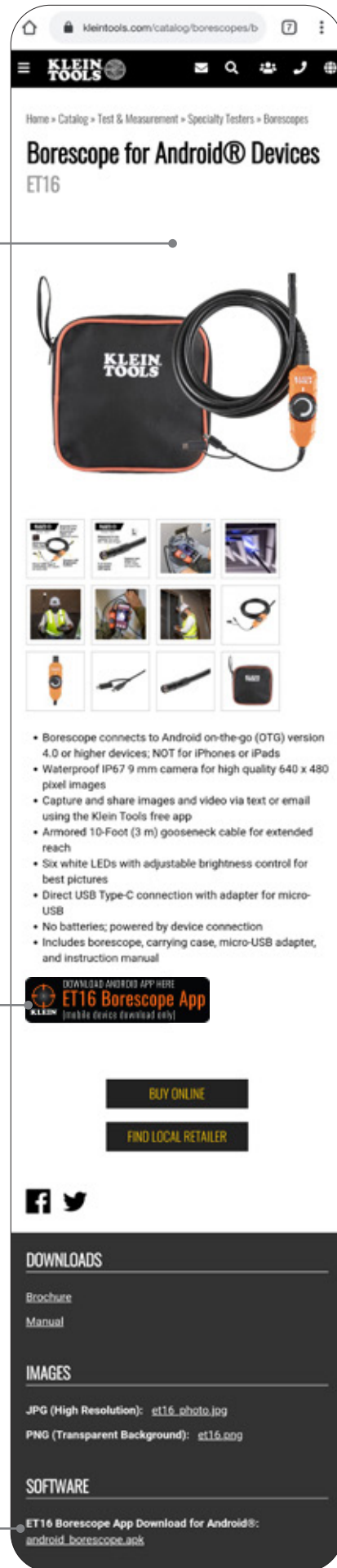
There are two download locations to choose from.

- 7 Press on the DOWNLOAD HERE button
Some phones require you to press and hold the button. If the screen flashes, press, hold, and then select the "Download Link" option.

OR

- 8 Scroll down to the SOFTWARE section, and press on the "android_borescope.apk" link.

Both locations allow for download.

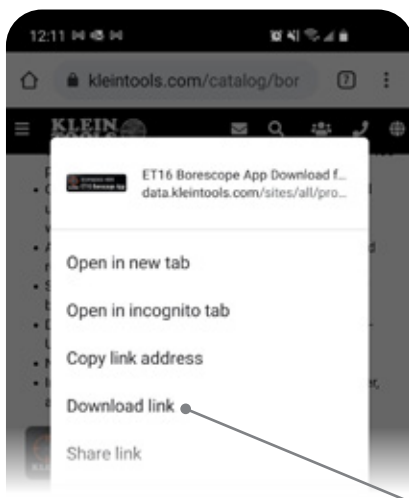


6

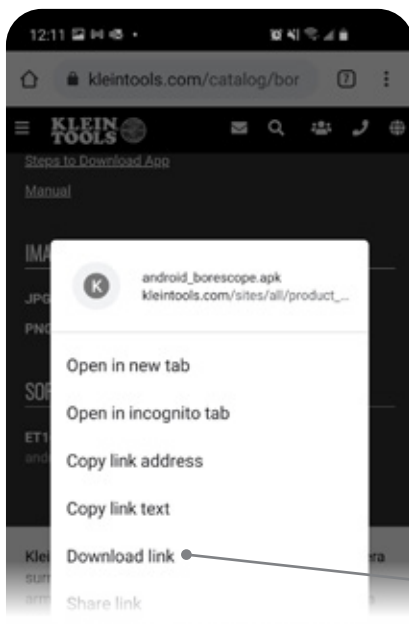
7

8

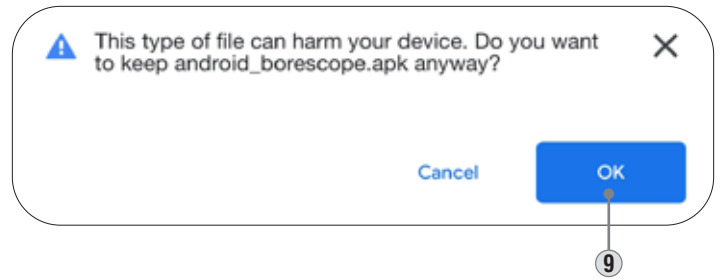
Some phones will have an additional pop-up screen. Press "Download link"



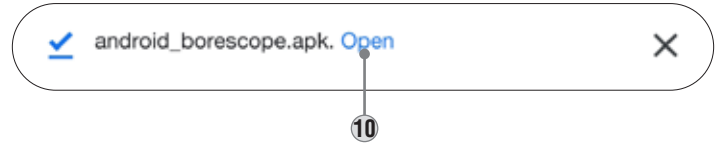
Some phones will have an additional pop-up screen. Press "Download link"



- 9 Phone device will now send prompts.
Click OK to download the file to your device.



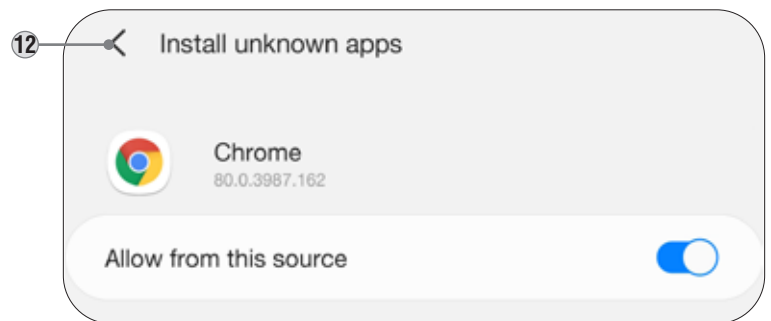
- 10 When it is done downloading, Press "Open"



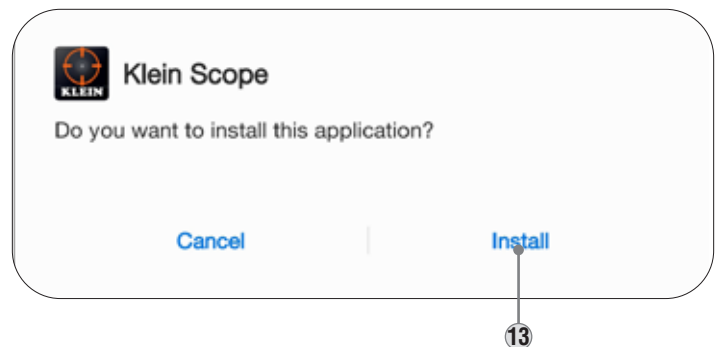
- 11 Press "Settings" when the security alert pops up.



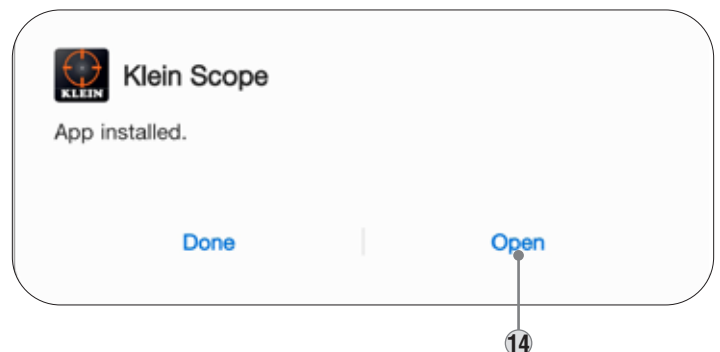
- 12 Ensure "Allow from this source" is Enabled, then press "<" up near the top of the screen by "Install unknown apps".



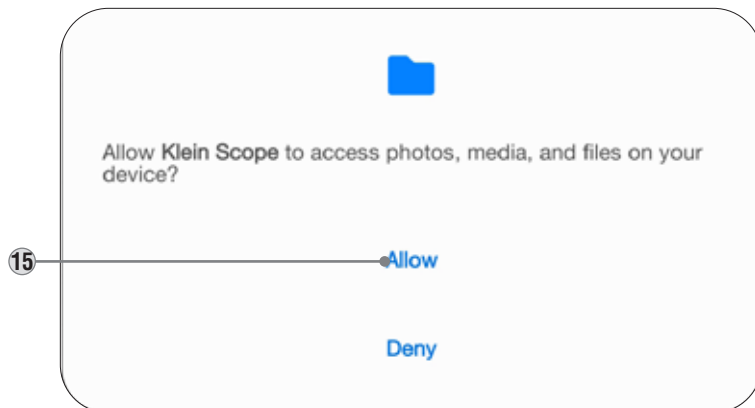
- 13 Press "Install"



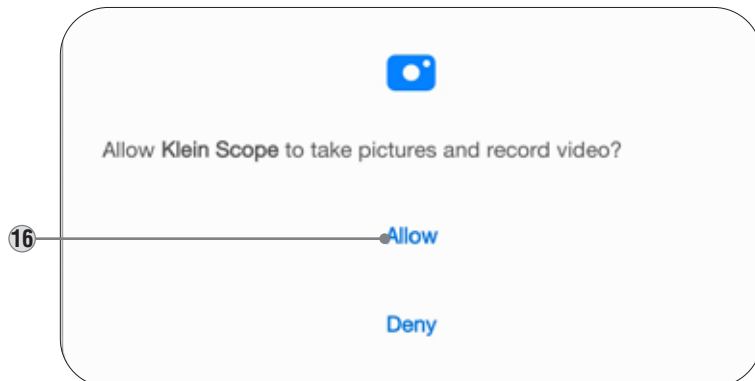
- 14 Press "Open"
The Klein Tools Borescope App will now open.



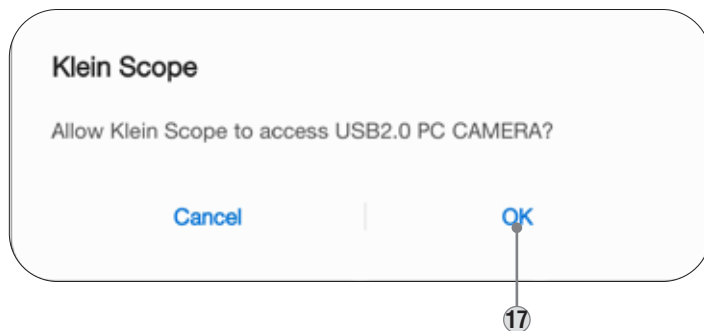
15 Press "Allow" to give access to photos, media, and files on your device.



16 Press "Allow" to allow the App to take pictures and record video.



17 Press "OK"



18 The App is now Open



CUSTOMER SERVICE

KLEIN TOOLS, INC.

450 Bond Street
Lincolnshire, IL 60069
1-800-553-4676

customerservice@kleintools.com
www.kleintools.com

Images were taken with a Samsung Note 9 phone with Android® 10 installed.
App is optimized for Android® Version 4.0 or higher and PCs with Windows® XP.
Not compatible with Apple® devices.

Android® is a registered trademark of Google LLC.
Apple® is a registered trademark of Apple Inc.

Windows® is a registered trademark of Microsoft Corporation.