

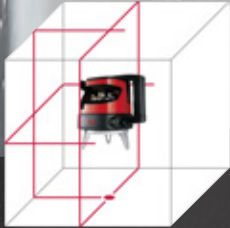


# Leica Lino

One of the industry's most versatile and precise line and point lasers that can adapt to any scenario




# Leica Lino series



## ML180

The professional multi-line lasers for interior and exterior applications.




## L6G

A new take on multi-line layout



## L6R

A new take on multi-line layout



## L4P1

The most powerful multi line laser for leveling, alignment and layout tasks.




## L2P5G

Compact line and point laser with 2 green lines and 5 points.



## L2P5

Compact line and point laser with 2 lines and 5 points.



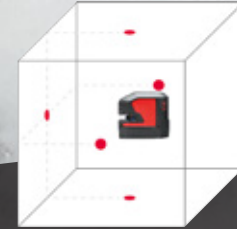
## L2G

Self-leveling laser with 2 highly visible green lines.



## L2

Compact self-leveling cross laser with multi-purpose tripod.



## P5

Self-leveling 5 dot laser with multi-purpose adapter.

# Our unique technologies

Technology from Leica Geosystems



## Outstanding visibility

All Leica Lino products incorporate decades of knowledge and experience in the fields of optics and electronics. The results are outstanding visibility and high accuracy of our red and green lasers.

## Li-Ion

Li-ion batteries can run a Lino for up to 44 hours on a single charge (depending on the model). In addition, the Lino tri-power concept offers run/charge capability along with an alkaline battery backup tray to keep you going.



## Ruggedness

Leica Lino products are well crafted with high quality materials, therefore perfectly suited for construction sites. Each product is fully tested to meet Leica Geosystems quality standards.

## Magnetic adapters

The Leica Lino products can easily be connected to precision engineered adapters via strong magnets, allowing you to easily position it for any possible measuring scenario.



# Lino ML180

One Man Layout Tool with Auto-Alignment



[EXPLORE >](#)

Produce layout drawings efficiently on your own. The laser line is automatically aligned with its XCR Catch receiver at the press of a button. The precision of the electronic self-leveling system produces highly accurate long-distance layouts of up to 328'

- One man operation
- High leveling accuracy
- 4 Precise projection of 90° angles
- Multipurpose interior and exterior line laser

[LEARN MORE >](#)



## One man operation

At the touch of a button the Smart Targeting function auto aligns the laser to the position of the XCR Catch receiver

[View Video Here >](#)



## Precise, long distance layouts

Electronic self-leveling automatically compensates for the tool being slightly out of level



## Work without any downtime

Tri-Power options insure the ML180 is always ready

- Rechargeable batteries
- Alkaline batteries
- Operate while charging

## Layout Accessories

- Smart Wall Bracket 864855
- Clamp Rod CLR290 761 762
- Tripod TRI 100
- Tripod TRI 200

## Pro-Kit

- ML180 Kit 784438



## Technical Data

Range*	up to 60'
Range remote control	up to 164'
Range with XCR Catch*	up to 328'
Leveling accuracy	± 0.028" @ 33'
Self-leveling range	± 5°
Self-leveling time	< 10 sec.
Laser	Lino ML 180: 4 lines, 1 point
Battery type	rechargeable battery pack (NiMH) or alkaline D-cells, 2x1.5 V
Battery life	12 h (rechargeable)
Protection class	IP 54
Weight with batteries	77.6 oz
Tripod thread	5/8"

[Laser Level Basics >](#)

[Lino FAQs >](#)

[See Full Specs >](#)

# Lino L6G

A new take on multi-line layout



[EXPLORE >](#)

Ultra-strong lasers provide excellent visibility in all six directions combined with crisp and sharp lines over a long range.

- Horizontal and two vertical 360° green laser lines
- Best visibility due to green Ultra-power laser diodes
- Self-levelling over wide range

[LEARN MORE >](#)



## Easy Setup and Positioning

With self-leveling and plumb point rotation, laser alignment becomes a breeze.



## Adjustable Laser Line Visibility

The strength of the laser lines is adjustable (100/75/50 percent). This not only makes the laser lines thinner, but also increases the operating time.



## Triple-Power Concept

With the ability to power the Lino L6 series with alkaline batteries, Li-Ion power technology, or the AC power adapter, the L6 series has ultimate flexibility.

### Pro-Kit

- Lino L6G Laser Layout Tool
- UAL 130 Wall mount adapter
- Molded Case
- Twist 250
- Target Plate
- Li-Ion Battery / Charger
- AA Battery Tray
- Calibration Certificate Blue
- Quick start guide



### Technical Data

Levelling Accuracy	± 0.2 mm/m (± 0.002 in/ft)
Range	115'
Laser Type	Class 2 525nm
Beam Horizontal	360°
Beam Vertical	2 x 360°
Intersection Points	up, down, forward, right, left
Leveling System	automatic pendulum lockable
Tripod Thread	1/4"
Battery Runtime	Up to 11 hrs with Li-ion
Batteries	Type AA, 3 x 1.5 V, or optional 3.6V/18.7 Wh Li-Ion
Protection Class	IP54
Dimensions	4.88 x 4.21 x 6.06 in

### Features

- Fixed plumb point due to integrated base
- Adjustable strength of laser lines
- Operating range of up to 115 ft
- Li-ion power for up to 11h at 100% laser intensity
- Triple-power options to eliminate downtime
- Smart magnetic adapters for versatile usage

[See Full Specs >](#)

[Laser Level Basics >](#)

[Lino FAQs >](#)

# Lino L6R

A new take on multi-line layout



[EXPLORE >](#)

Ultra-strong lasers provide excellent visibility in all six directions combined with crisp and sharp lines over a long range.

- Horizontal and two vertical 360° red laser lines
- High visibility due to red Ultra-power laser diodes
- Self-levelling over wide range

[LEARN MORE >](#)





## Easy Setup and Positioning

With self-leveling and plumb point rotation, laser alignment becomes a breeze.



## Adjustable Laser Line Visibility

The strength of the laser lines is adjustable (100/75/50 percent). This not only makes the laser lines thinner, but also increases the operating time.



## Triple-Power Concept

With the ability to power the Lino L6 series with alkaline batteries, Li-Ion power technology, or the AC power adapter, the L6 series has ultimate flexibility.

## Pro-Kit

- Lino L6R Laser Layout Tool
- UAL 130 Wall mount adapter
- Molded Case
- Twist 250
- Target Plate
- Li-Ion Battery / Charger
- AA Battery Tray
- Calibration Certificate Blue
- Quick start guide



## Technical Data

Levelling Accuracy	± 0.2 mm/m (± 0.002 in/ft)
Range	115'
Laser Type	Class 2 635nm
Beam Horizontal	360°
Beam Vertical	2 x 360°
Intersection Points	up, down, forward, right, left
Leveling System	automatic pendulum lockable
Tripod Thread	1/4"
Battery Runtime	Up to 36 hrs with Li-ion
Batteries	Type AA, 3 x 1.5 V, or optional 3.6V/18.7 Wh Li-Ion
Protection Class	IP54
Dimensions	4.88 x 4.21 x 6.06 in

[See Full Specs >](#)

## Features

- Fixed plumb point due to integrated base
- Adjustable strength of laser lines
- Operating range of up to 115 ft
- Li-ion power for up to 11h at 100% laser intensity
- Triple-power options to eliminate downtime
- Smart magnetic adapters for versatile usage

[Laser Level Basics >](#)

[Lino FAQs >](#)

# Lino L4P1

Multi Line & Point Layout Tool



[EXPLORE >](#)

The LINO L4P1 is an all-in-one 180° multi-line laser layout tool that creates a total of five layout points for easy alignment and quick height transfers from wall-to-wall or floor-to-ceiling

- Self-Leveling
- Easy 1 Button Operation
- 4 Fine Lines with 1 Plumb Point

[LEARN MORE >](#)

# Lino L4P1



## Reliable, Quick Layouts

Easy to setup: self-leveling, quick to plumb, sharp, bright, visible lines



## Works For all Applications

Drywall, partitions, ceilings, flooring and millwork with a full line of accessories and adapters



## Cost Effective Solutions

Included Li-Ion battery works for 28 hrs, saving \$360/yr in disposable batteries

Replaceable glass lens saves buying a replacement unit saving \$300

## Pro-Kit

- Lino L4P1 Laser Layout Tool
- Molded Case
- Target Plate
- Li-Ion Battery / Charger
- AA Battery Tray



## Technical Data

Accuracy, Typical	±0.08" @ 33'
Range	50'
Range w/ Receiver	262'
Laser Type	Class 2 635nm
Laser Output Power	25mW
Visibility	0.2 Spectral Efficiency
Tripod Thread	1/4", 5/8"
Battery Runtime	Up to 24hrs of operation
Batteries	3.6V/18.7Wh Li-Ion included or type AA, 4 x 1.5 V
Protection Class	IP54
Dimensions	4.92 x 4.92 x 6.38 in

[See Full Specs >](#)

## Layout Accessories

- DISTO D2
- DISTO E7500i
- DISTO S910
- DISTO Plan

[View Video Here >](#)

## Lino Adapters

- Wall Mount 758 839
- Clamp Rod 761 762
- Tripod TRI 70
- Tripod TRI 100
- Tripod TRI 200

[View Video Here >](#)

[Laser Level Basics >](#)

[Lino FAQs >](#)

# Lino L2P5G

Multi Line & Point Layout Tool



[EXPLORE >](#)

Best in-class, green beam cross-line and point laser with superior visibility. Ideal for alignment tasks such as drywalling, tiling, partitioning and electrical installations. Provides plumb point projection and setting out or transferring of measured points. A clean, level and bright line, even in bright environments or large spaces, improves workflow, is more accurate and saves time and money

- Green laser visibility - 6 times better than typical DIY product
- Range: 115' with receiver 262'
- Simple one button control

[LEARN MORE >](#)



## Reliable, Quick Layouts

Easy to setup: self-leveling, quick to plumb, sharp, bright, visible lines

[View Video Here >](#)



## Works For All Applications

Drywall, partitions, ceilings, flooring and millwork with a full line of accessories and adapters



## Cost Effective Solutions

Included Li-Ion battery works for 28 hrs, saving \$360/yr in disposable batteries

Replaceable glass lens saves buying a replacement unit saving \$300

## Pro-Kit

- Lino L2P5G Laser Layout Tool
- Molded Case
- Wall Mount UAL 130
- Twist 360
- Target Plate
- Li-Ion Battery / Charger
- AA Battery Tray



[Laser Level Basics >](#)

[Lino FAQs >](#)

## Technical Data

Accuracy, Typical	± 0.08" @ 33'
Range	115'
Range w/ Receiver	262'
Laser Type	Class 2 525nm
Laser Output Power	30mW
Visibility	0.9 Spectral Efficiency
Tripod Thread	1/4", 5/8"
Battery Runtime	Up to 28 hrs of operation
Batteries	3.6V/18.7Wh Li-Ion included or type AA, 3 x 1.5 V
Protection Class	IP54
Dimensions	2.5 x 3.9 x 4.3 in

[See Full Specs >](#)

## Layout Accessories

- DISTO D2
- DISTO E7500i
- DISTO S910
- DISTO Plan

[View Video Here >](#)

## Lino Adapters

- Twist 360
- Twist 250
- Clamp 290
- Receiver RGR 200
- Wall Mount UAL 130

[View Video Here >](#)

# Lino L2P5

Multi Line & Point Layout Tool



[EXPLORE >](#)

Lino L2P5 combines advantages of both line and point lasers. The cross lines support alignment tasks and the five points allow you to plumb, set out or transfer measured points. Leica optics extend your working range significantly

- Self-Leveling
- Range: 82' with receiver 262'
- Visibility: up to 2 times better than DIY line lasers

[LEARN MORE >](#)



## Reliable, Quick Layouts

Easy to setup: self-leveling, quick to plumb, sharp, bright, visible lines



## Works For all Applications

Drywall, partitions, ceilings, flooring and millwork with a full line of accessories



## Cost Effective Solutions

Included Li-Ion battery works for 44 hrs, saving \$360/yr in disposable batteries

Replaceable glass lens saves buying a replacement unit saving \$300

### Pro-Kit

- Lino L2P5 Laser Layout Tool
- Molded Case
- Twist 360
- Target Plate
- Li-Ion Battery / Charger
- AA Battery Tray



### Technical Data

Accuracy, Typical	±0.08" @ 33'
Range	82'
Range w/ Receiver	262'
Laser Type	Class 2 635nm
Laser Power Output	30mW
Visibility	0.2 Spectral Efficiency
Leveling System	Automatic Pendulum Lockable
Tripod Thread	1/4", 5/8"
Battery Runtime	Up to 44 hrs of operation
Batteries	3.6V/18.7Wh Li-Ion included or type AA, 3 x 1.5 V
Protection Class	IP54
Dimensions	2.5 x 3.9 x 4.3 in

[See Full Specs >](#)

### Layout Accessories

- DISTO D2
- DISTO E7500i
- DISTO S910
- DISTO Plan

[View Video Here >](#)

### Lino Adapters

- Twist 360
- Twist 250
- Clamp 290
- Receiver RGR 200
- Wall Mount UAL 130

[View Video Here >](#)

[Laser Level Basics >](#)

[Lino FAQs >](#)

# Lino L2G

Multi Line Layout Tool



[EXPLORE >](#)

The Lino L2G cross-line laser projects highly visible lines at the correct angles to one another. The green laser technology enhances line visibility and improves the efficiency of interior work

- Self-Leveling
- Range: 115' with receiver 262'
- Visibility: up to 6 times better than DIY line lasers

[LEARN MORE >](#)





## Reliable, Quick Layouts

Easy to setup: self-leveling with sharp, bright, visible lines



## Works For All Applications

Drywall, partitions, ceilings, flooring and millwork with a full line of accessories and adapters



## Cost Effective Solutions

Included Li-Ion battery works for 22 hrs, saving \$360/yr in disposable batteries

Replaceable glass lens saves buying a replacement unit saving \$300

## Pro-Kit

- Lino L2G Laser Layout Tool
- Molded Case
- Wall Mount UAL 130
- Twist 250
- Target Plate
- Li-Ion Battery / Charger
- AA Battery Tray



## Technical Data

Accuracy, Typical	±0.08" @ 33'
Range	115'
Range w/ Receiver	262'
Laser Type	Class 2 525nm
Laser Output Power	30 mW
Visibility	0.9 Spectral Efficiency
Beam Direction	vertical & horizontal
Leveling System	automatic pendulum lockable
Tripod Thread	1/4", 5/8"
Battery Runtime	Up to 28hrs of operation
Batteries	3.6V/18.7Wh Li-Ion included or type AA, 3 x 1.5 V
Protection Class	IP54
Dimensions	2.5 x 3.9 x 4.3 in

[See Full Specs >](#)

## Layout Accessories

- DISTO D2
- DISTO E7500i
- DISTO S910
- DISTO Plan

[View Video Here >](#)

## Lino Adapters

- Twist 360
- Twist 250
- Clamp 290
- Receiver RGR 200
- Wall Mount UAL 130

[View Video Here >](#)

[Laser Level Basics >](#)

[Lino FAQs >](#)

# Lino L2

Multi Line Layout Tool



[EXPLORE >](#)

The Lino L2 cross-line laser projects sharp lines at the correct angles to one another. The increased laser power enhances line visibility and improves the efficiency of interior work

- Self-Leveling
- Range: 82' with receiver 262'
- Visibility: up to 4 times better than DIY line lasers

[LEARN MORE >](#)



## Reliable, Quick Layouts

Easy to setup: self-leveling with sharp, bright, visible lines



## Works For All Applications

Drywall, partitions, ceilings, flooring and millwork with a full line of accessories and adapters



## Cost Effective Solutions

Included Li-Ion battery works for 44 hrs, saving \$360/yr in disposable batteries

Replaceable glass lens saves buying a replacement unit saving \$300

## Pro-Kit

- Lino L2 Laser Layout Tool
- Molded Case
- Twist 250
- Target Plate
- Li-Ion Battery / Charger
- AA Battery Tray



## Technical Data

Accuracy, Typical	±0.08" @ 33'
Range	82'
Range w/ Receiver	282'
Laser Type	Class 2 635nm
Laser Output Power	30mW
Visibility	0.2 Spectral Efficiency
Beam Direction	vertical, horizontal
Leveling System	automatic pendulum lockable
Tripod Thread	1/4", 5/8"
Battery Runtime	Up to 44hrs of operation
Batteries	3.6V/18.7Wh Li-Ion included or type AA, 3 x 1.5 V
Protection Class	IP54
Dimensions	2.5 x 3.9 x 4.3 in

[See Full Specs >](#)

## Layout Accessories

- DISTO D2
- DISTO E7500i
- DISTO S910
- DISTO Plan

[View Video Here >](#)

## Lino Adapters

- Twist 360
- Twist 250
- Clamp 290
- Receiver RGR 200
- Wall Mount UAL 130

[View Video Here >](#)

[Laser Level Basics >](#)

[Lino FAQs >](#)

# Lino P5

Multi Point Layout Tool



[EXPLORE >](#)

The Lino P5 point laser projects highly visible points at the correct angles to one another. The Leica laser technology makes points highly visible and clear. Plumbing and alignment tasks are easier and more accurate

- Self-Leveling
- Range: 98'
- Visibility: up to 2 times better than DIY line lasers

[LEARN MORE >](#)



## One Button Operation

Easy to setup: self-leveling with sharp, bright, visible dots



## Works For All Applications

Drywall, partitions, ceilings, flooring and millwork with a full line of accessories and adapters



## Cost Effective Solutions

Optional Li-Ion battery works for 59 hrs, saving \$360/yr in disposable batteries

Replaceable glass lens saves buying a replacement unit saving \$300

## Pro-Kit

- Lino P5 Laser Layout Tool
- Molded Case
- Target Plate
- Twist 360
- AA Battery Tray incl. 3 x AA



## Technical Data

Accuracy, Typical	±0.08" @ 33'
Range	98'
Laser Type	Class 2 635nm
Laser Output Power	< 1 mW
Visibility	0.2 Spectral Efficiency
Beam Direction	up, down, forward, right, left
Leveling System	automatic pendulum lockable
Tripod Thread	1/4"
Battery Runtime	Up to 37hrs with AA Alkaline
Batteries	Type AA, 3 x 1.5 V, or optional 3.6V/18.7 Wh Li-Ion
Protection Class	IP54
Dimensions	2.5 x 3.9 x 4.3 in

[See Full Specs >](#)

## Layout Accessories

- DISTO D2
- DISTO E7500i
- DISTO S910
- DISTO Plan

[View Video Here >](#)


## Lino Adapters

- Twist 360
- Twist 250
- Tri Power Li-Ion battery & charger
- Receiver RGR 200
- Wall Mount UAL 130

[View Video Here >](#)

[Laser Level Basics >](#)

[Lino FAQs >](#)



Our dedication to quality assures that the products we deliver are of best quality. And with extensive lab testing, you can rest assured that your device is of highest durability.