



Description

LFM LED is a lightweight magnifier with an all-metal construction, LED light sources, and a flexible spring-balanced arm in the Luxo tradition. The arm provides long reach and maximum vertical and horizontal movement, and will always stay in the right position without drifting. The flexibility of the joint between lamp head and arm makes exact positioning easy.

LFM LED is equally well suited for professional use as for use by the visually impaired and others with a need for precise magnification. The light weight makes it easy to move around. LFM LED is easily mounted with a removable table edge clamp.

Shadow-free magnification

The $\varnothing 127$ mm glass lens is positioned in the middle of a circle of LED light sources. This is the ideal way of illuminating an object, virtually eliminating shadows.

LFM LED is supplied with a 3 or 5 diopter glass lens. A cloth cover is provided to protect the lens from dust and to prevent the luminaire from inadvertently turning into a burning glass.

LED: Light source of the future!

LFM LED is equipped with a full circle of LED. It has three-step dimming (100%-50%-0). The diodes automatically turn themselves off after 4 or 9 hours in order to save energy. LEDs have an incredibly long life span. The diodes in LFM LED have a life expectancy of 50.000 hours. That means 25 years or more with normal use. You will never have to change the light source!

About magnification

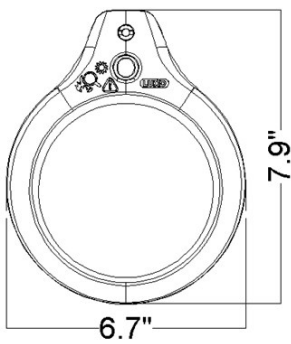
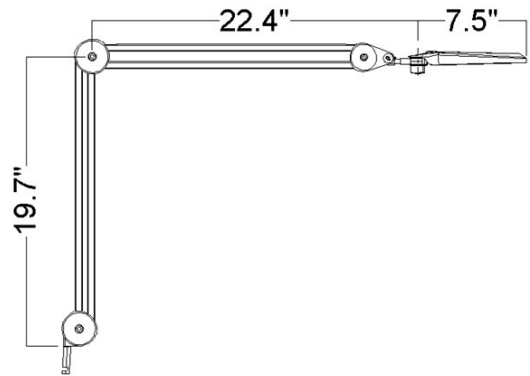
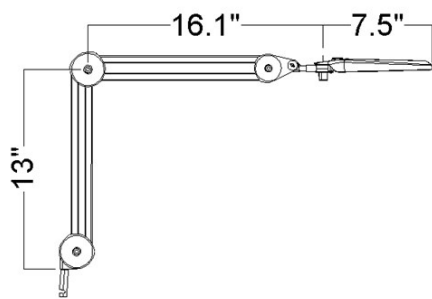
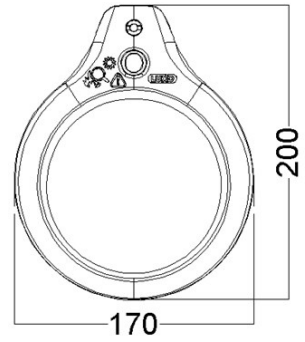
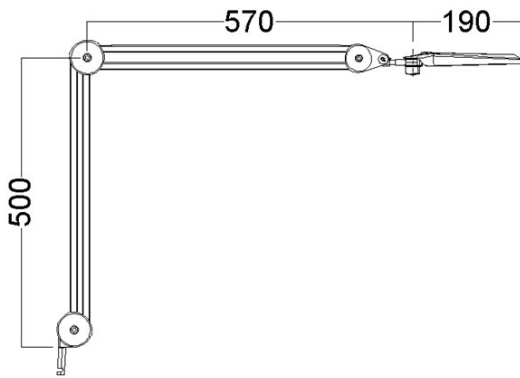
Follow this link to read more about the principles of magnification, and how a Luxo magnifier can make a difference for people in many different fields of life.

- Luxo illuminated magnifiers

Technical description

Lightsource	LED 700lm out. Colour temperature (CCT) 4000K with CRI80. Standard with 3-step dimmer: 100-50-0%.	Optics	Standard with 3 or 5 diopter glass lens. Lens diameter: 127mm. For additional magnification a secondary lens of 4, 6 or 10 diopter can be attached to the magnifier.
Body material and color	Steel arm, shade in aluminium. Colour: White with black details.	Arm technology and movement	Parallel, three-pivot arm. Arm length is 105 cm.
Mounting	Standard with table clamp (AH clamp). Other table clamps, integrated table mounts and trolley are available on request.	Timer	A shut-off function is integrated. The light will automatically shut off after 4 or 9 hours.
Connection	Delivered with 1,5m cable. Plug in power supply with quick connector.		

Measurement drawings



Energy label

