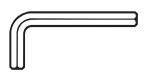
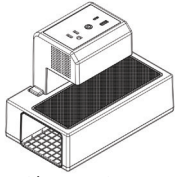


Tools Required:

8mm Hex Wrench



In the Box:

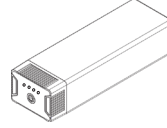


Clamp-On
Desktop Charging Unit

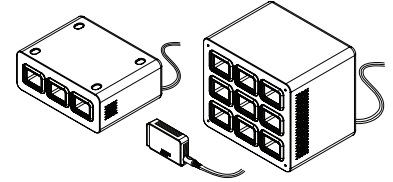


8 mm Hex Wrench

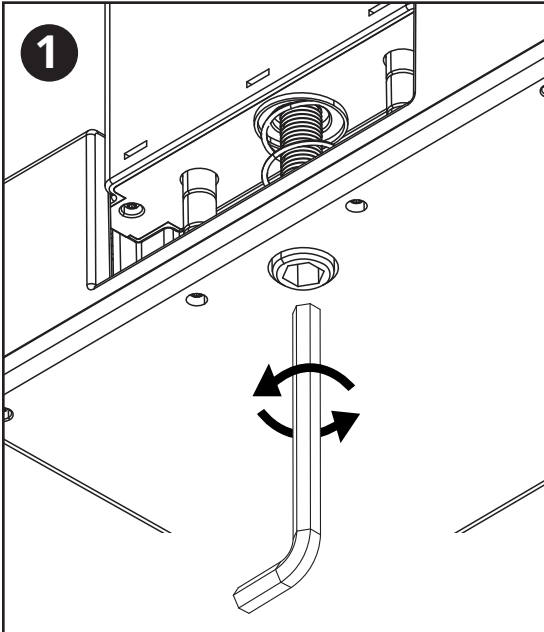
Ships / Sold Separately:



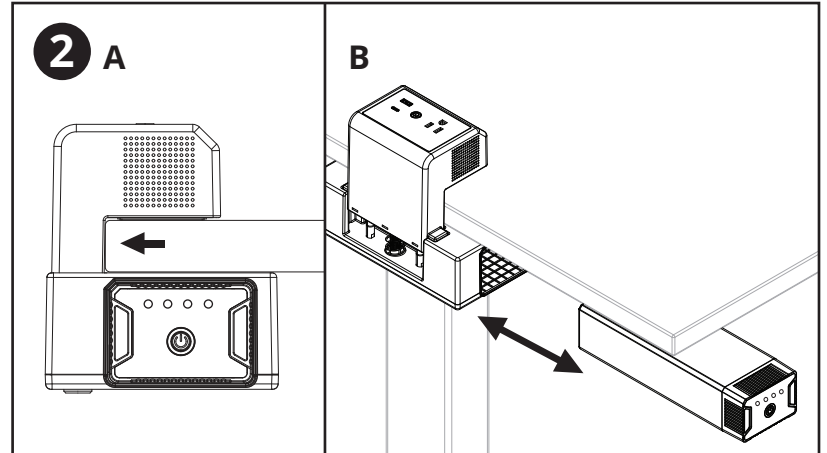
Rechargeable Battery



Battery Charging Options

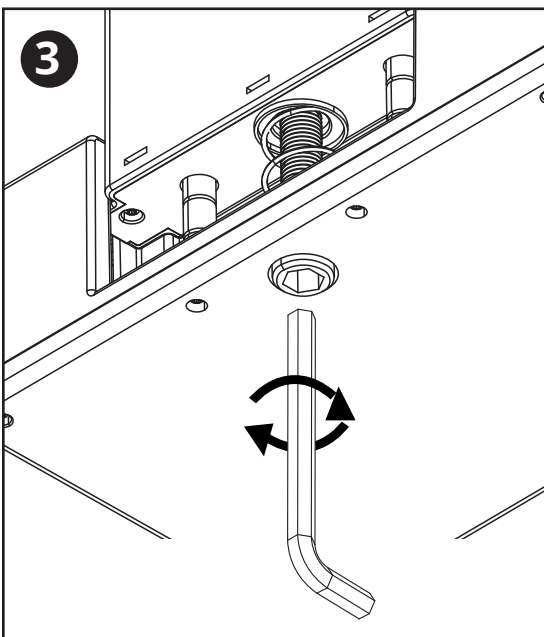


1 Open Clamp-On Desktop Charging Unit clamp by loosening 8 mm bolt.

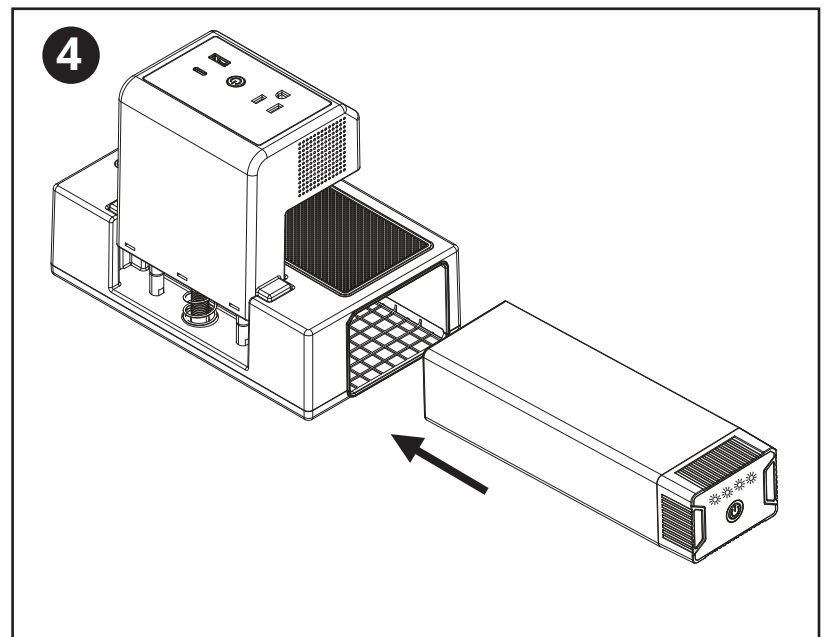


2 Test clamp fit by sliding clamp over edge of desk or table.

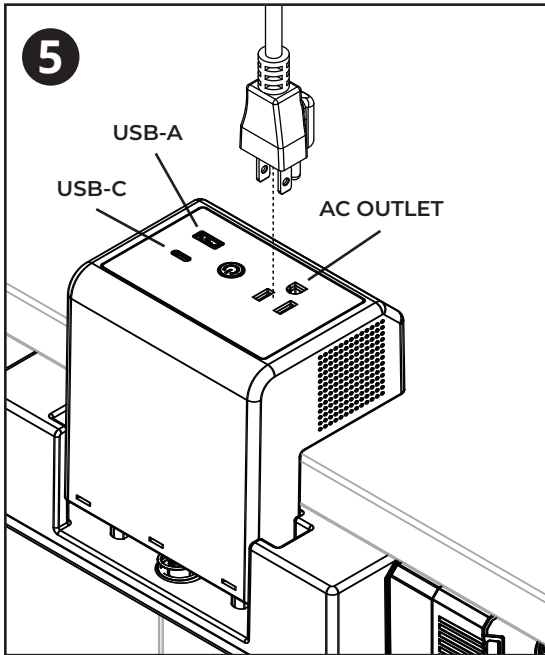
- Ensure outer edge of desk fully reaches inner edge of clamp.
- Ensure there is adequate clearance to insert and remove Rechargeable Battery.



3 Tighten bolt until clamp fits snugly on desk.
IMPORTANT: Do not over-tighten bolt.

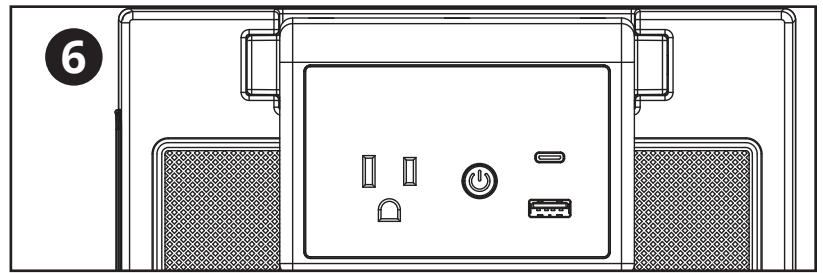



4 Insert Rechargeable Battery into Clamp-On Desktop Charging Unit.
IMPORTANT: Battery must be fully charged before first use.

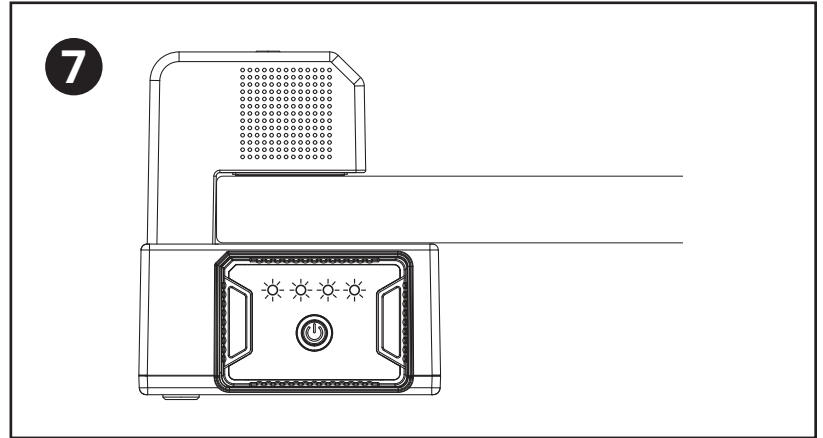



Plug devices into corresponding AC outlet and USB ports.

- USB-C and USB-A ports will immediately begin powering devices.



Press power button  on top of clamp to activate AC outlet.



Press power button  on end of Rechargeable Battery to activate indicator lights and monitor power consumption.

- When only one LED is illuminated on Battery, replace with a fully-charged Battery from Base Charging Station.

IMPORTANT: Plug a maximum of one device into each corresponding outlet/port. Do not use a splitter to plug multiple devices into one outlet and/or port, as this will damage the Rechargeable Battery and Clamp-On Desktop Charging Unit.

TROUBLESHOOTING

Power Button Flashing Green*

1. Reset Clamp-On Desktop Charging Unit by unplugging device(s) and pressing power button.
2. Plug device in again. If power button continues to flash, device is not compatible with EdgePower and should not be used.

*Indicates a safety feature has been triggered by a device.

Device Not Charging when Plugged into AC Outlet:

1. Confirm power button has been pressed and green light is on.
2. Check the Rechargeable Battery's indicator lights for power level.
3. Recharge Battery if one or fewer indicator lights are illuminated.

Device Not Charging when Plugged into USB Ports.

1. Check the Rechargeable Battery's indicator lights for power level.
2. Recharge Battery if one or fewer indicator lights are illuminated.