




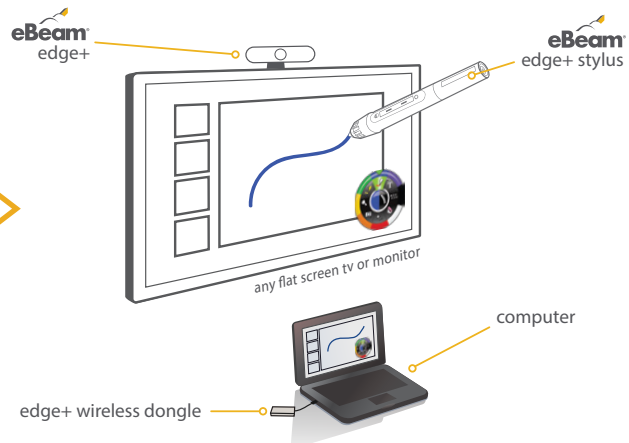
The most innovative approach to interactivity.



See it in action!
www.e-beam.com

- Engage, connect, & collaborate in the most effective way
- Annotate over & interact with any application
- Build content or refine lessons with easy to use tools
- Save and distribute materials to anyone at any time
- A plug & play wireless adapter makes connecting easy
- Utilize existing surfaces (Walls, LCD screens, glass, tables, etc.)

Easy setup in any meeting environment



eBeam® edge+

- **Take it and go!** It's super portable and easy to use anywhere
- The tool palette links you instantly to features and functions with a **media rich gallery**
- Share your notes and work with **remote participants** anywhere in the world.
- Connect wirelessly or via USB



eBeam edge+ Technical Specifications

Package Contents

- edge+ sensor
- rechargeable interactive stylus
- edge+ wireless dongle
- 2 mounting plates
- 2 adhesive strips
- 1m USB stylus charging cable
- 4.5m USB cable
- 4 international power adapters
- 4 replacement stylus nibs
- quick setup guide

Windows®

- Windows XP or higher
- Intel Pentium Dual-Core, 2.1GHz, 2 GB RAM
- 250 MB of available disk space recommended
- CD/DVD ROM drive or Internet connection
- available USB 2.0 or 3.0 port

Android Tablets

- Android 4.0 Ice Cream Sandwich(ICS) or above
- Internet connection

Edge+ Sensor

- weight: 2.6 oz (74 g)
- dimensions: 8 x 1.65 in (20 x 4 cm)
- minimum active work area: 17 x 11 in (43 x 28 cm)
- maximum active work area: 108 x 60 in (275 x 152 cm)
- tracking technology: ultrasound and infrared
- positional accuracy: +/- 1 mm
- connectivity: USB or wireless data transfer
- 3 hour charge time for 8 hours of continuous use

Macintosh®

- OS 10.6 or higher
- Intel Core Duo, 1.5GHz, 2 GB RAM
- 250 MB of available disk space recommended
- CD/DVD ROM drive or Internet connection
- available USB 2.0 or 3.0 port

Chromebooks

- Internet connection

Stylus

- weight: .8 oz (23 g)
- power: li-polymer rechargeable battery
- 3 hour charge time for 15 hours of continuous use

Wireless Specification

- transmission power: <100mW
- frequency: 2.4 to 2.485 GH
- maximum data rate: 2.1 MB/s



Warranty

- 2 year general warranty (may be different in specific countries)

Linux®

- Ubuntu 10.04/12.04
- Intel Pentium Dual-Core, 2.1GHz, 2 GB RAM
- 250 MB of available disk space recommended
- CD/DVD ROM drive or Internet connection
- available USB 2.0 or 3.0 port

eBeam Accessories

 <p>LCD Display Bracket</p> <p>This bracket turns eBeam Edge+ and any modern flat screen tv into an interactive meeting display. Includes soft nibs.</p>	 <p>Marker Pack</p> <p>Capture anything you write on your whiteboard with regular dry-erase markers.</p>
--	---

www.e-beam.com | 1.888.99.eBeam

Luidia inc. is the creator of eBeam™ interactive technology that helps the world capture and share content. The company's products are utilized by organizations of all sizes, with hundreds of thousands of users across multiple industries and geographies. For more information on Luidia, please visit www.e-beam.com.

©2015 Luidia, Inc. All rights reserved. eBeam and the Luidia logo are registered trademarks of Luidia, Inc. Other product names and logos are the property of their respective owners.