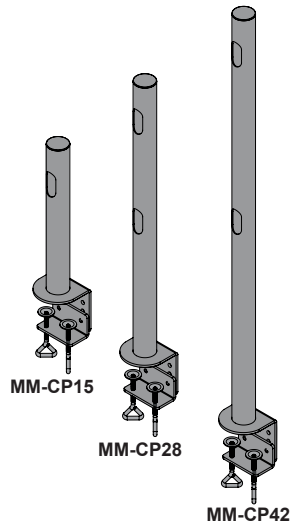
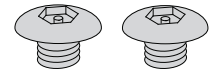
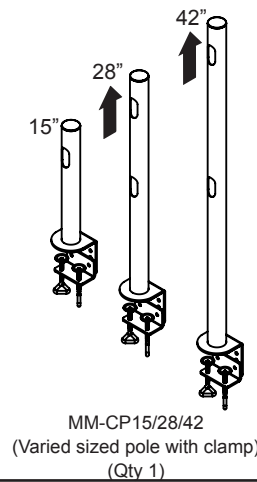


Introduction

The MM-CP15 is the 15" single pole for multi-monitor mounts with clamping base. The MM-CP28 is the 28" version, and the MM-CP42 is the 42" version. These three different pole sizes provide more mounting options for those installing multi-monitor mounts. The larger the pole, the more displays that can be mounted per single base. Clamp installations are versatile and attach to desks, cubicles or any standard tabletop.



Parts List



3/8" x 1/2" Button Head Screw (Qty 2)



Allen Key (Qty 1)

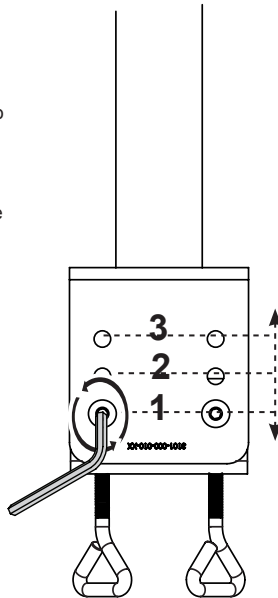
Step 1

Multi-monitor mounts with clamping bases easily secure to a variety of flat surfaces including desks, cubicles, or any standard tabletop.

**?** First, determine where you would like your multi-monitor mount positioned on your desired surface. The mounting surface should be capable of supporting 5x the weight of the flat-panel and mount. (Mount & flat-panel sold separately)

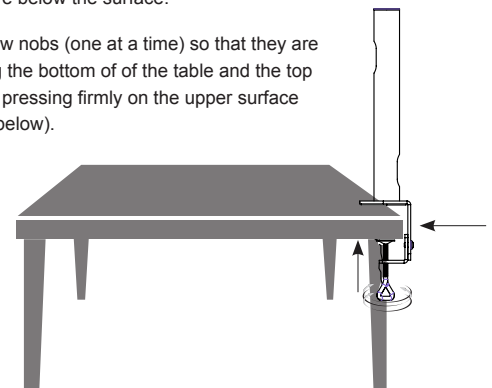
Determine your surface thickness, the clamping base is adjustable from 1" to a maximum of 4".

- To adjust to desired size, remove the pre-installed 3/8" x 1/2" button head screws with a 6mm allen key (shown in figure 1 to the right)
- Reposition them by moving the existing screw holes on the bottom portion of base so that they are aligned with one of the 3 pairs of holes in the back bottom portion.
- Re-install the 3/8" x 1/2" button head screws through the the back portion and bottom piece so that the pole and clamp are secure.



Step 2

- Once the clamp base's opening is large enough to easily fit onto your desired surface, slide the base onto the surface.
- The top portion with the pole size you have chose is positioned above the surface, and the bottom portion with the tightening screw nobs are below the surface.
- Twist the screw nobs (one at a time) so that they are firmly gripping the bottom of of the table and the top of the base is pressing firmly on the upper surface (see figure 2 below).



PREMIER MOUNTS

LIMITED LIFETIME WARRANTY

What and Who is Covered by this Limited Warranty and for How Long

Premier Mounts warrants this product to be free from defects in material and workmanship for the lifetime of the original owner of this product. The limited warranty is valid only for the original purchaser of the product.

What Premier Mounts Will Do

At the sole option of Premier Mounts, Premier Mounts will repair or replace any product or product part that is defective. If Premier Mounts chooses to replace a defective product or part, a replacement product or part will be shipped to you at no charge, but you must pay any labor costs.

What is Not Covered; Limitations

PREMIER MOUNTS DISCLAIMS ANY LIABILITY FOR DAMAGE TO MOUNTS, ADAPTERS, DISPLAYS, PROJECTORS, OTHER PROPERTY, OR PERSONAL INJURY RESULTING, IN WHOLE OR IN PART, FROM IMPROPER INSTALLATION, MODIFICATION, USE OR MISUSE OF ITS PRODUCTS. PREMIER MOUNTS DISCLAIMS ALL OTHER WARRANTIES, EXPRESS OR IMPLIED, INCLUDING WARRANTIES OF MERCHANTABILITY AND FITNESS FOR A PARTICULAR PURPOSE. PREMIER MOUNTS IS NOT RESPONSIBLE FOR INCIDENTAL OR CONSEQUENTIAL DAMAGES, INCLUDING BUT NOT LIMITED TO, INABILITY TO USE ITS PRODUCTS OR LABOR COSTS FOR REMOVING AND REPLACING DEFECTIVE PRODUCTS OR PARTS. SOME STATES DO NOT ALLOW THE EXCLUSION OR LIMITATION OF INCIDENTAL OR CONSEQUENTIAL DAMAGES, SO THE ABOVE LIMITATION OR EXCLUSION MAY NOT APPLY TO YOU.

What Customers Must Do for Limited Warranty Service

If you discover a problem that you think may be covered by the warranty you MUST REPORT it in writing to the address below within thirty (30) days. Proof of purchase (an original sales receipt) from the original consumer purchaser must accompany all warranty claims. Warranty claims must also include a description of the problem, the purchaser's name, address, and telephone number. General inquiries can be addressed to Premier Mounts Customer Service at 1-800-368-9700. Warranty claims will not be accepted over the phone or by fax.

Premier Mounts  
Attn: Warranty Claim  
3130 East Miraloma Ave.  
Anaheim, CA 92806

How State Law Applies

THIS WARRANTY GIVES YOU SPECIFIC LEGAL RIGHTS, AND YOU MAY ALSO HAVE OTHER RIGHTS WHICH VARY FROM STATE TO STATE.



205 Westwood Ave, Long Branch, NJ 07740  
Phone: 866-94 BOARDS (26273) / (732)-222-1511  
Fax: (732)-222-7088 | E-mail: sales@touchboards.com