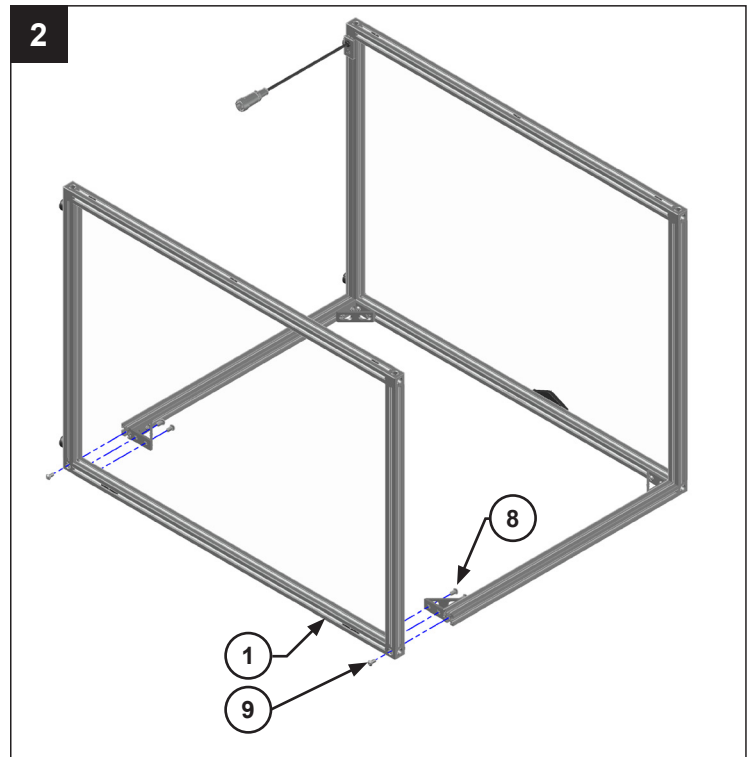
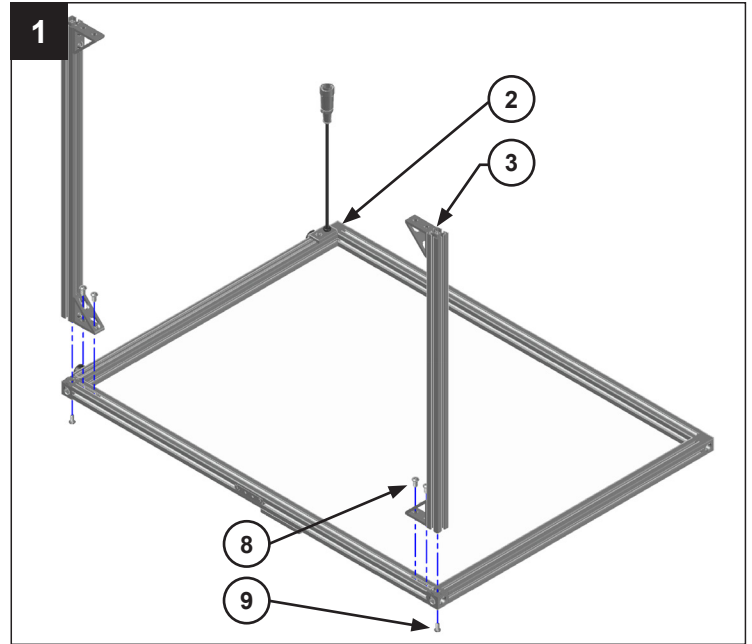
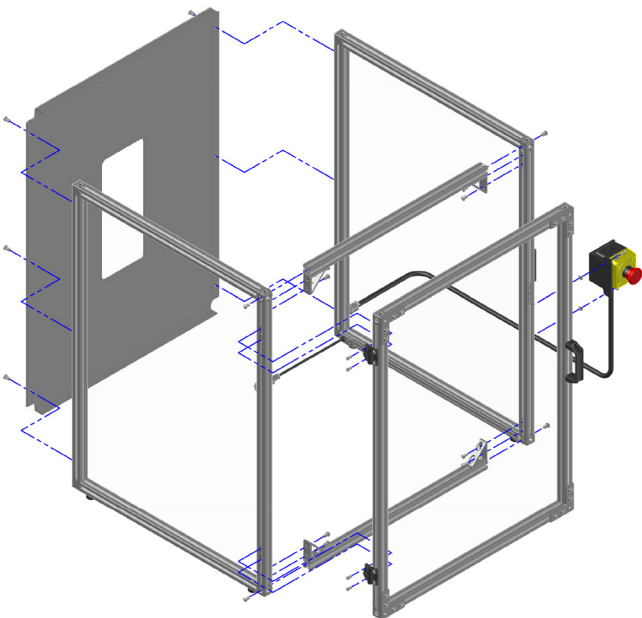


# AC1092-1 / -2 / -3 / -4 Shield - Assembly Instructions

The AC1092-1 shield is designed for Models F755 and F1505 test frames. The AC1092-2 shield is designed for Models F755S and F1505S test frames. The AC1092-3 shield is designed for model ESM303 with a column extension up to 24". The AC1092-4 is designed for model ESM303 without a column extension. When properly used, these shields can protect the operator against the dangers of airborne debris resulting from force testing. Follow these assembly and usage instructions:

## Included Items:

Item No.	Description	Qty.
1	Left assembly	1
2	Right assembly	1
3	Front brace	2
4	Back panel	1
5	Door assembly	1
6	Emergency stop assembly (AC1092-1/-2 only)	1
7	Screw, #8-32 x 7/16"	6 / 8*
8	Screw, 1/4-20 x 7/16"	14 / 16*
9	Screw, 1/4-20 x 9/16"	4
10	Screw, #10-32 x 1/2	2
11	Washer	2
12	T-nut	2
13	Tablet control panel assembly	1



\* Smaller quantities included with AC1092-1, greater quantities included with AC1092-2.

# AC1092-1 / -2 / -3 / -4 Shield - Assembly Instructions

