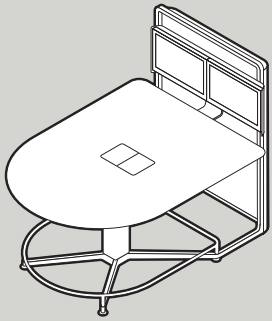



media:scape merges furniture and technology to help teams quickly and easily share information—across the table or across the globe. Just connect a PUCK™ to your laptop or similar mobile device, and touch the number on the PUCK that corresponds to the monitor on which you'd like to display information. With a touch of the PUCK, you and your team can share views on up to four monitors or projectors. Here are the elements of a media:scape setting and how they work together.

Boosting collaboration to help teams excel

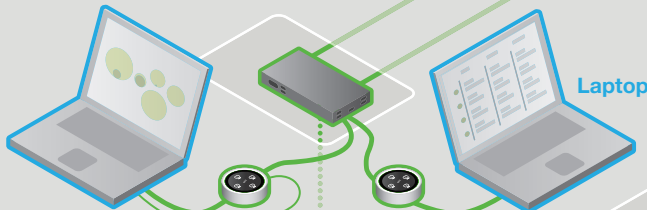


media:scape furniture conceals and manages cables. A large, D-shaped stool-height table with attached totem (MTSL7860t) is shown here.



Breakout Cables split a single monitor cable into separate audio and video cables for monitors and an IR cable for Monitor Control Boxes (optional IR emitter not shown).

Matrix Switcher directs multiple signals to and from multiple devices.



Audio Cable allows users to share presentations that include sound.

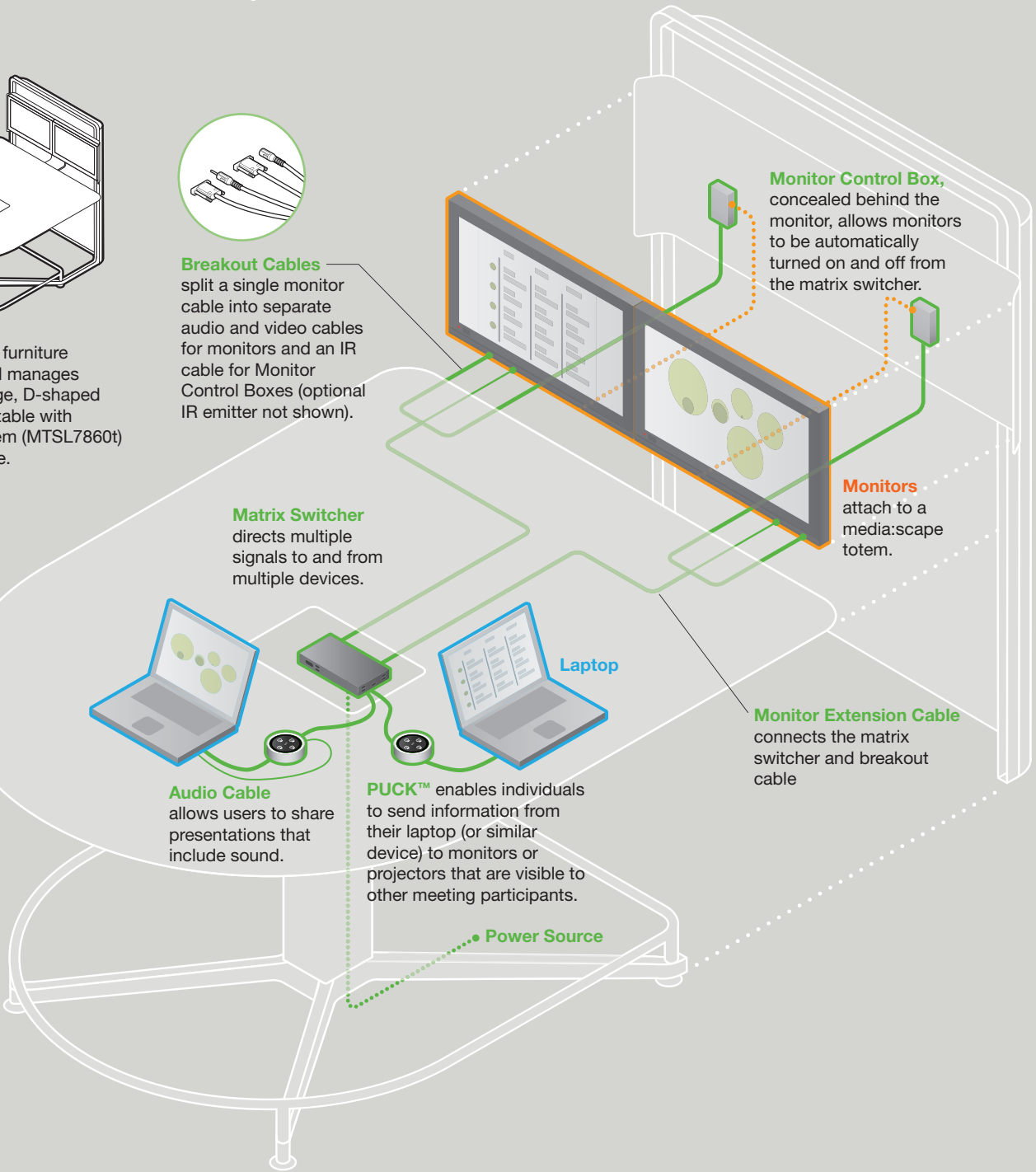
PUCK™ enables individuals to send information from their laptop (or similar device) to monitors or projectors that are visible to other meeting participants.

Power Source

Monitor Control Box, concealed behind the monitor, allows monitors to be automatically turned on and off from the matrix switcher.

Monitors attach to a media:scape totem.

Monitor Extension Cable connects the matrix switcher and breakout cable



Meeting participants can share content from their laptop on any of four monitors or projectors by touching the corresponding PUCK icon.

The number of PUCK icons that illuminate always correlates with the number of monitors or projectors connected to media:scape.



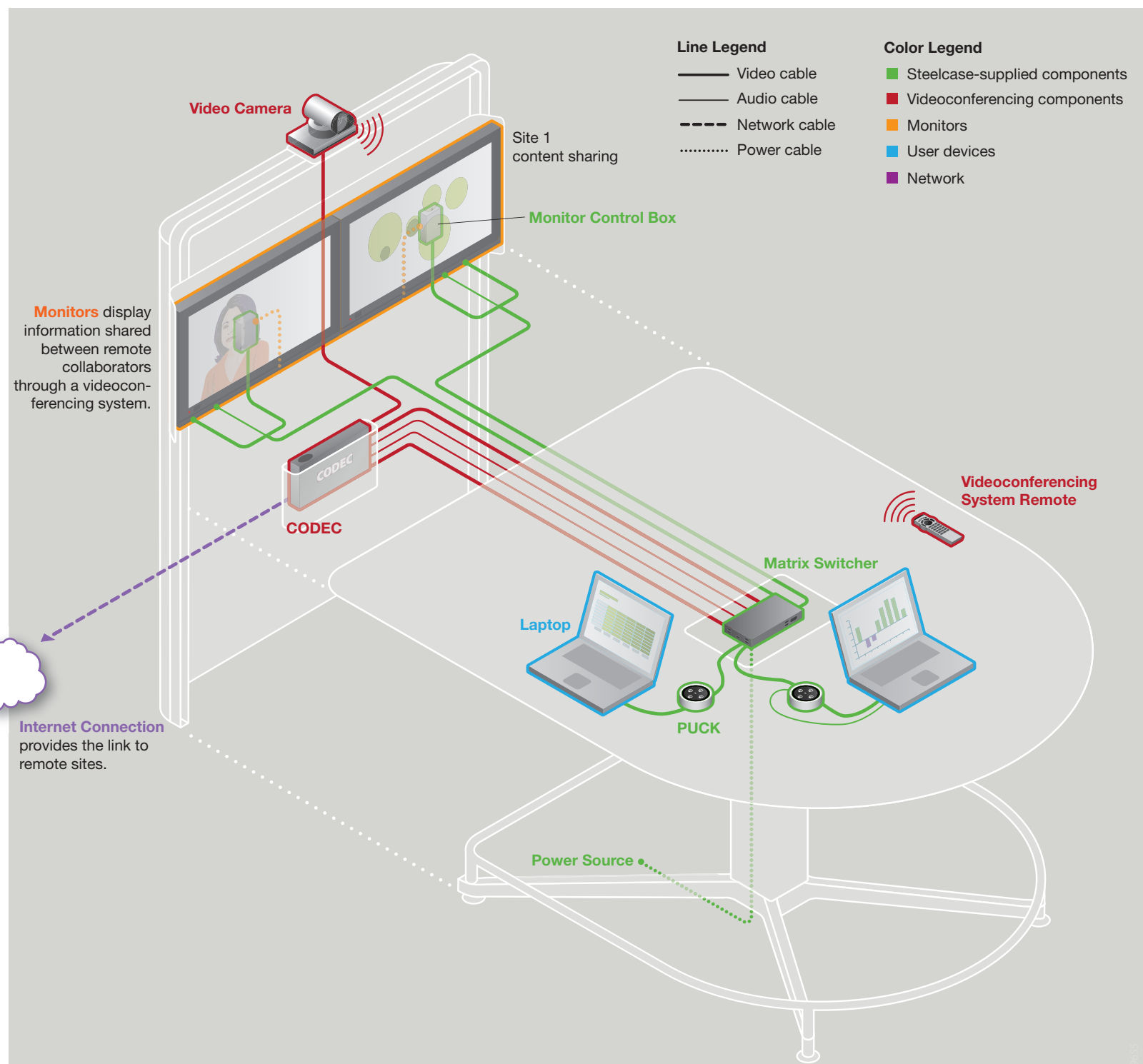
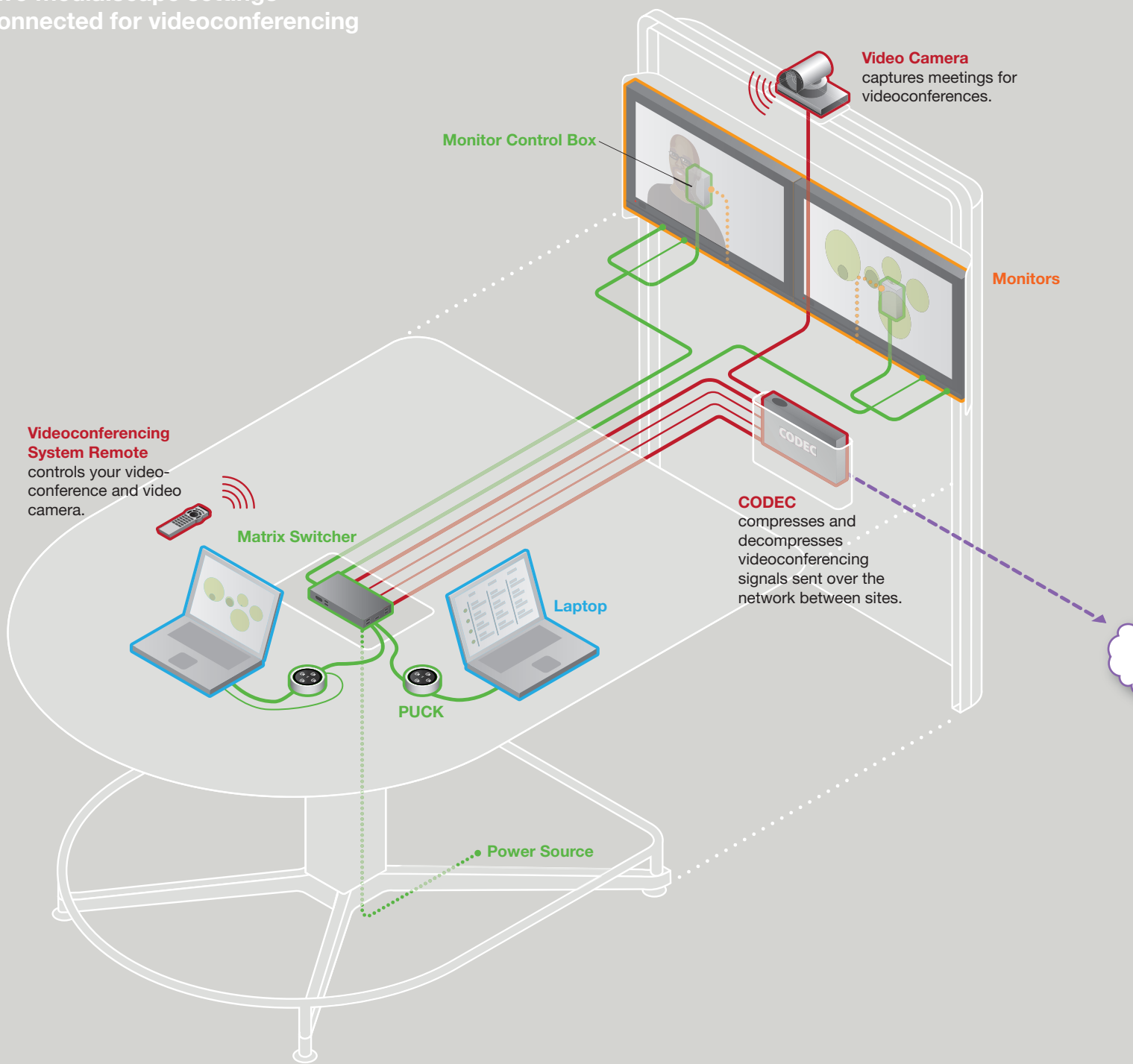
Touchboards

205 Westwood Ave, Long Branch, NJ 07740

Phone: 866-94 BOARDS (26273) / (732)-222-1511

Fax: (732)-222-7088 | E-mail: sales@touchboards.com

Two media:scape settings connected for videoconferencing



- | | |
|---------------------|---------------------------------|
| Line Legend | Color Legend |
| — Video cable | ■ Steelcase-supplied components |
| — Audio cable | ■ Videoconferencing components |
| - - - Network cable | ■ Monitors |
| Power cable | ■ User devices |
| | ■ Network |