

Megger[®]

EN

ZH

Quick Start Guide

快速入門指南

Megger Instruments Limited, Archcliffe Road, Dover, Kent, CT17 9EN, England
T +44 (0)1 304 502101 F +44 (0)1 304 207342 www.megger.com

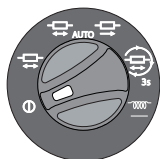
This instrument is manufactured in the United Kingdom. The company reserves the right to change the specification or design without prior notice.
Megger is a registered trademark

Part no: DLRO10HDX--2010-309_QS_en-zh_V01.indd 07 2017

Operating Instructions - 操作指示

Controls consist of...

控制項包含...



Test mode rotary switch - 測試模式旋轉開關

Includes an 'OFF' position; the instrument switches on by rotating the switch clockwise.

包括「OFF」(關機)位置，順時針旋轉開關即可開啟儀器。



Save Button - 「儲存」按鈕

Save button is provided.

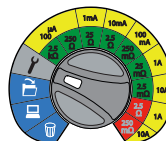
提供「儲存」按鈕。



Test Button - 「Test」(測試) 按鈕

Starts and stops a test.

開始及停止測試。



The Range rotary switch - 量程旋轉開關

Selects between memory functions, settings and test currents.

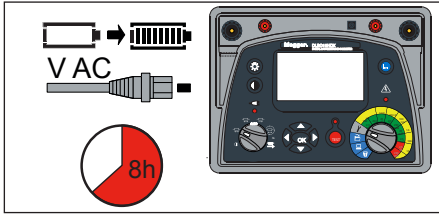
可選擇記憶功能、設定及測試電流。



Directional and OK buttons - 方向按鈕及「OK」(確定) 按鈕

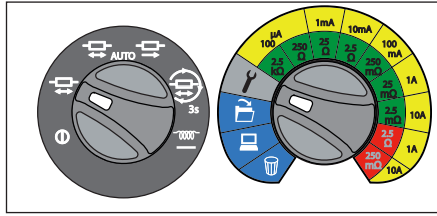
Used to navigate in settings and memory functions.

用於瀏覽設定及記憶功能。



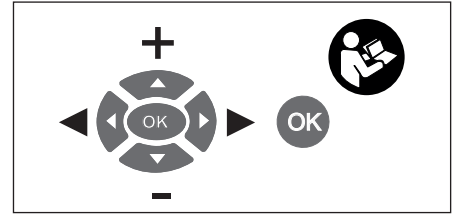
i. Charge the instrument for at least 8 hours before first use.

i. 在第一次使用之前，請將儀器充電至少 8 小時。



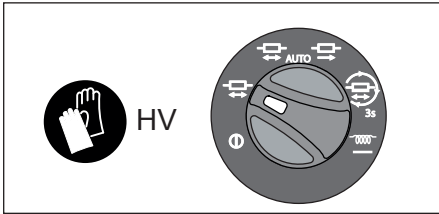
ii. Settings mode for user configurable settings.

ii. 使用者可在設定模式自定設置。



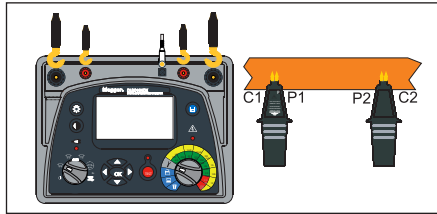
iii/iv. Navigate through and configure settings using the directional and OK buttons.

iii/iv. 使用方向按鈕及「OK」(確定) 按鈕以瀏覽及設置設定。



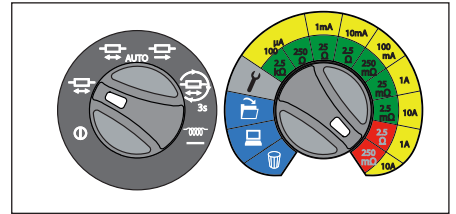
v. Ensure the instrument is on.

v. 請確定儀器已開啟。




vi/vii. Connect the test leads to the instrument and the unit under test.

vi/vii. 使用測試引線把儀器及受測試品連接。

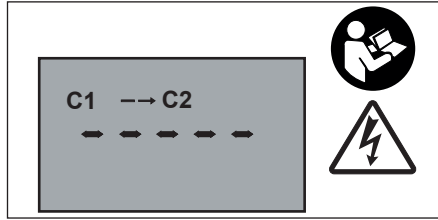


viii. Select the test mode and current on the rotary switches.

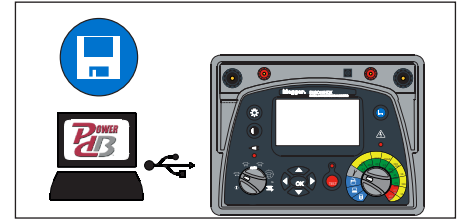
viii. 使用旋轉開關選擇測試模式及電流。



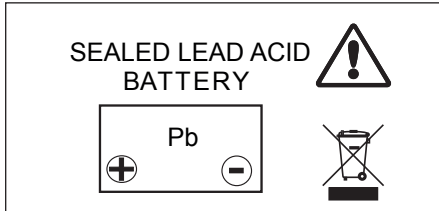
- ix. Press the test button to start and stop a test
- ix. 按下「Test」(測試) 按鈕以開始及停止測試。



- x. Test in progress
- x. 測試進行中



- xi. Press the Save button to save the results. Download to Power DB via USB or Bluetooth
- xi. 按下「儲存」按鈕以儲存結果。經由 USB 或藍牙下載至 PowerDB



- xii. This product contains a high power Lead Acid Battery. Please refer to the user guide for more detail
- xii. 本產品包含高電量鉛酸電池。請參考使用指南以瞭解更多詳細資訊。

For local contact and support information see www.megger.com or email support@megger.com

如需當地聯絡及支援資訊，請參閱 www.megger.com，或傳送電子郵件至 support@megger.com