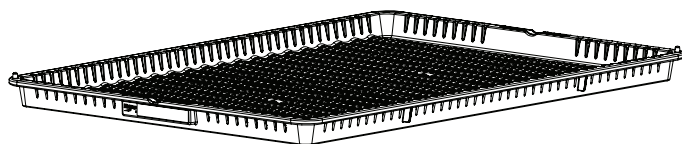


INSTRUCTIONS FOR USE

WAVDRI™ TRAY

COMPONENTS

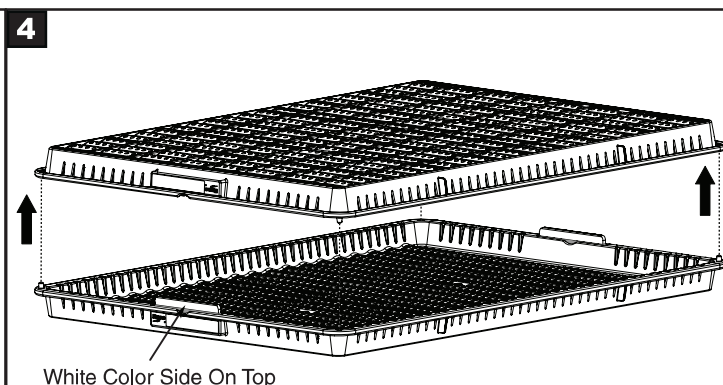
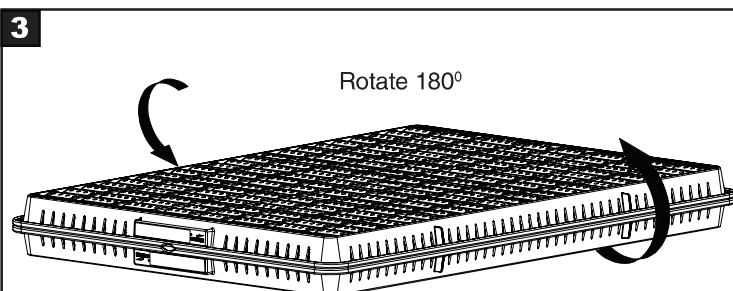
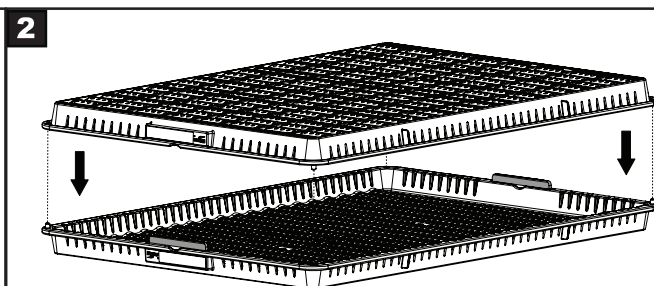
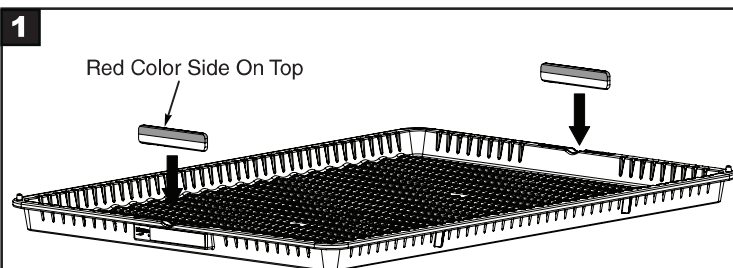


WavDri Tray



Optional Indicator Plaque

1. Clean the WavDri™ tray using your normal cleaning method.
2. Wet trim your cannabis by hand or machine trimmer.
3. Place the flower on the tray; make sure not to stack the flower.
4. Metro's preferred rotation method:
 - a. Place the flower in the self-locking primary tray.
 - b. Use a secondary tray to cover the primary tray.
 - c. Flip the trays 180 degrees.
5. Your product has been completely rotated. If your product sticks due to resin, gently tap the tray to release the flower.
6. For maximum efficiency, use the indicator plaque for visual reminders of the trays that have been rotated.



INSTRUCTIONS FOR CLEANING

- **Clean Before First Use:**

Prior to use, we recommend that you wipe down the trays with isopropyl alcohol wipes (70%) to remove the possibility of any unwanted contaminants that may have accumulated during transit.

- **General Cleaning Instructions:**

Metro trays are manufactured from high grade food safe polypropylene plastic and are dishwasher safe at washing cycle temperatures up to 180° F. (82° C.), and drying cycle temperatures up to 212° F. (100° C.). The trays are impervious to virtually all commercial dishwashing detergents and most other cleaning solutions including 10% concentrations of bleach and water, 70% concentrations of isopropyl alcohol, and 30% concentrations of hydrogen peroxide.

- **For Stubborn Residues:**

We recommend soaking the trays in an approved food grade organic solvent such as ethyl alcohol or food grade citrus-based organic solvent for approximately 2 hours.

After soaking, the trays may be further cleaned with a non-abrasive cloth or plastic bristle brush using a mild surfactant detergent (Joy, Palmolive, etc.), or mild sanitizing solution.

Rinse thoroughly with hot water and dry.

- **Do not use steel wool, abrasive pads, or metal brushes.**

- **To Remove Lingering Scents or Stains:**

Soak the trays in a solution of 2 to 3 tablespoons of sodium bicarbonate (baking soda) per 1 gallon of hot water or 1-part lemon juice or vinegar to 4 parts of hot water.

Rinse thoroughly with hot water and dry.

THIS COMPLETES INSTRUCTIONS WAVDRI™ TRAY



Usage of WavDri for Product Rotation Using Indicator Plaque



Usage of WavDri for Product Rotation Without Indicator Plaque



* Save this document for future application, load rating and/or safety reference.

© 2019 InterMetro Industries Corporation, Wilkes-Barre, PA 18705
L01-657 REV 12/19



We put space to work.

an Ali Group Company



The Spirit of Excellence