



Gowning solutions that fit perfectly.



All new gowning bench sizes, and accessories.

Type 304 Stainless Steel, H.D. Super Posts and Proven Super Erecta Construction Throughout.

- Heavy-duty, solid top bench provides a sturdy and comfortable gowning fixture. All benches are 18" (457mm) tall.
- Adjustable stainless steel foot plates provide for floor mounting. Floor mounting necessary for 9" and 12" wide benches.
- Unit is non-conductive but can be made conductive with the addition of H.D. Aluminum Split Sleeves (9986HZ).

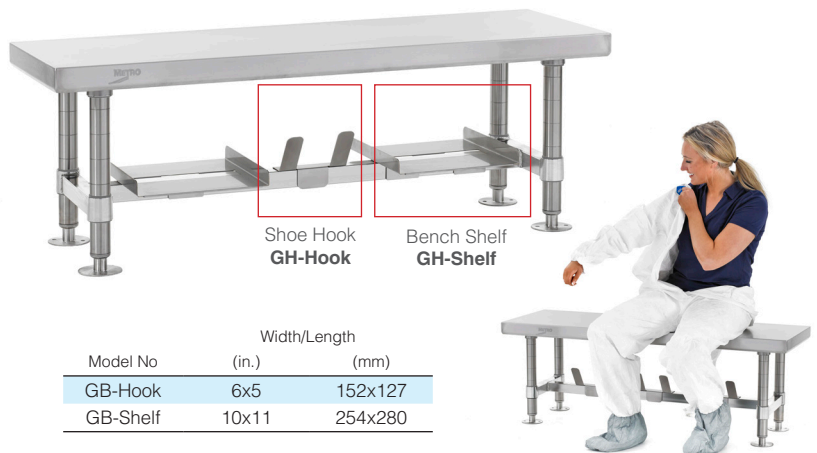


NEW Smaller Sizes


Model No	Width/Length		Approx. Pkd. Wt.
	(in.)	(mm)	
GB936S	9x36	229x914	60.2 lbs. (27.3 kg)
GB948S	9x48	229x1219	66.7 lbs. (30.3 kg)
GB960S	9x60	229x1524	72.9 lbs. (33.1 kg)
GB972S	9x72	229x1825	79.1 lbs. (35.9 kg)
GB1224S	12x24	305x610	56.5 lbs. (25.6 kg)
GB1236S	12x36	305x914	63.4 lbs. (28.7 kg)
GB1248S	12x48	305x1219	70.3 lbs. (31.8 kg)
GB1260S	12x60	305x1524	77.2 lbs. (35.1 kg)
GB1272S	12x72	305x1829	84.1 lbs. (84.1 kg)

Original Sizes

GB1636S	16x36	406x914	72.1 lbs. (32.7 kg)
GB1648S	16x48	406x1219	79.3 lbs. (35.9 kg)
GB1660S	16x60	406x1524	89.5 lbs. (40.6 kg)
GB1672S	16x72	406x1825	91.5 lbs. (41.5 kg)




Model No	Width/Length	
	(in.)	(mm)
GB-Hook	6x5	152x127
GB-Shelf	10x11	254x280



Upright & wall-mounted goning racks.

- Type 304 stainless steel and proven Super Erecta construction throughout.
- Floor-mountable upright and wall-mounted versions available.
- Open wire construction promotes laminar air flow.
- Electro-polished, Type 304 stainless steel hangers are included. Hangers are spaced at 3" (76mm) intervals.
- Unique hanger capture mechanism provides theft deterrence.
- Easy to assemble.
- Adjustable stainless steel triangular foot plates provided for floor mounting.
- Available in several sizes to suit your requirements.
- Upright unit is non-conductive, but can be made conductive with the addition of aluminum split sleeves (9986Z).

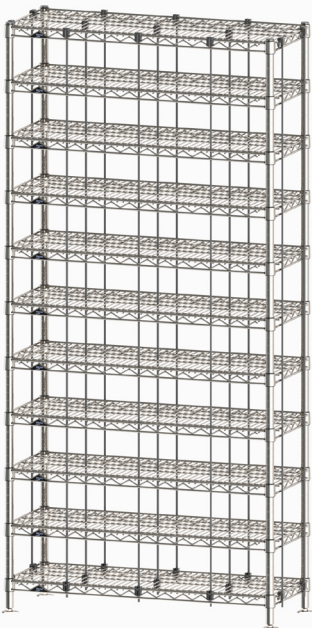


Wall-Mounted Racks - 7.5" (191mm) Tall

Model No.	Shelf Size		No. of Hangers	Approx. Pkd. Wt.
	(in.)	(mm)		
GRW2436S	24x36	610x914	11	20.0 lbs. (9.0 kg)
GRW2448S	24x48	610x1219	15	22.5 lbs. (10.2 kg)
GRW2460S	24x60	610x1524	19	27.5 lbs. (12.5 kg)
GRW2472S	24x72	610x1825	23	32.0 lbs. (14.5 kg)

Upright Racks - 74.625" (1895mm) Tall

Model No.	Shelf Size		No. of Hangers	Approx. Pkd. Wt.
	(in.)	(mm)		
GRU2436S	24x36	610x914	11	27 lbs. (12.25 kg)
GRU2448S	24x48	610x1219	15	36 lbs. (16.25 kg)
GRU2460S	24x60	610x1524	19	45 lbs. (20.50 kg)
GRU2472S	24x72	610x1825	23	54 lbs. (24.50 kg)



Bootie/Shoe Rack

Customized compartments to fit your needs. Metro Super Erecta shelving can be customized for many specific storage and handling tasks. To store cleanroom booties or shoes the following standard components may be combined to create a stainless steel storage rack as shown.

- Available in electro-polished, Type 304 stainless steel or chrome
- Open-wire design maintains laminar air flow
- High-density storage
- Optional snap-on label holder

Model No	Width/Length	
	(in.)	(mm)
CRLS13NSBS	14x36x74	355x914x1879
CRLS15NSBS	14x48x74	355x1219x1879
CRLS16NSBS	14x60x74	355x1524x1879

ESD Classification: Non-Conductive (Units can be made conductive with the addition of conductive plastic split sleeves.)



We put space to work.®

LO9-027

© 2021 InterMetro Industries Corporation, Wilkes-Barre, PA 18705

an Ali Group Company



The Spirit of Excellence