

Micrometer

Spline Micrometers SERIES 331

- The anvil and spindle have a small diameter for measuring splined shafts, slots and keyways.
- IP65 water/dust protection.
- Measuring faces: Carbide.
- Equipped with Ratchet Stop for constant measuring force.



SPECIFICATIONS

Metric

Order No.	Range (mm)	Resolution (mm)	Maximum permissible error J_{MPE} (μ m)	Flatness (μ m)	Parallelism (μ m)	Remarks	
Digimatic (LCD)							
331-251-30	0 - 25	0.001	± 2	0.3	2	Type A	
331-252-30	25 - 50						
331-253-30	50 - 75						
331-254-30*	75 - 100		± 3				
331-261-30	0 - 25		± 2		2	3	Type B
331-262-30	25 - 50						
331-263-30	50 - 75						
331-264-30*	75 - 100	± 3					

Inch / Metric

Order No.	Range (in)	Resolution	Maximum permissible error J_{MPE} (in)	Flatness (in)	Parallelism (in)	Remarks	
Digimatic (LCD)							
331-351-30	0 - 1	0.00005 in/ 0.001 mm	± 0.0001	0.000012	0.00008	Type A	
331-352-30	1 - 2						
331-353-30	2 - 3						
331-354-30	3 - 4		± 0.00015				
331-361-30	0 - 1		± 0.0001		2	3	Type B
331-362-30	1 - 2						
331-363-30	2 - 3						
331-364-30	3 - 4	± 0.00015					

- Battery: SR44 (1 pc.), **938882**, for initial operational checks (standard accessory)
- Battery life: Approx. 2.4 years under normal use
- Length standard: Electromagnetic rotary sensor
- Standard accessories: Setting standard, 1 pc. (except for measuring range 0 to 25 mm (0 to 1 in) models), Spanner (**301336**), 1 pc.
- * Made to order.

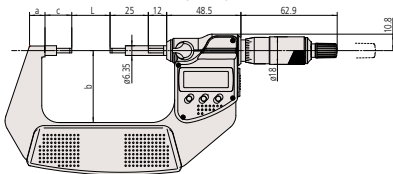
Note: For functional details, refer to page B-7.

Optional connecting cable is available only for water-proof type (Digimatic model).

DIMENSIONS

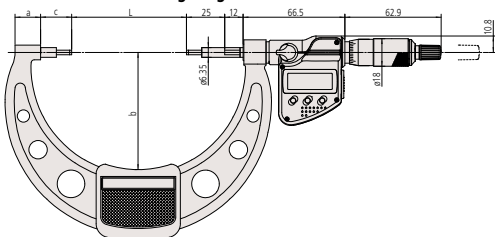
Digimatic models

Models up to 75 mm measuring range



Digimatic models

Models over 75 mm measuring range



Order No.	L	a	b	c
331-251-30	0	7.3	32.5	17.5
331-261-30	25	10.1	47	
331-252-30	50	11.5	60	20.3
331-253-30	75	16.7	76	
331-254-30				
331-264-30				

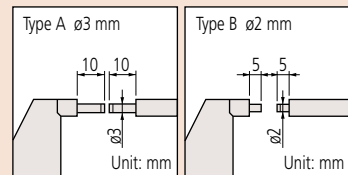
MeasurLink[®] ENABLED
Data Management Software by Mitutoyo

U-WAVE^{fit}



Dust- and
Water-
Protected
www.tuv.com
ID 000040791

Measurement example



Optional Accessories

Order No.	Type	Description
05CZA662	B	Connecting cable (1 m)
05CZA663	B	Connecting cable (2 m)
06AFM380B	B	USB Input Tool Direct (2 m)
02AZD790B	B	Connecting cables for U-WAVE-T (160 mm)
02AZE140B	B	Connecting cables for U-WAVE-T For foot switch
264-622	IP67	U-WAVE-TM
264-623	Buzzer	U-WAVE-TM
264-626	IP67	U-WAVE-TMB
264-627	Buzzer	U-WAVE-TMB
02AZF310	IP67/ buzzer	Connecting unit for U-WAVE-TM/TMB