

Micrometer

Blade Micrometers SERIES 422 — Non-Rotating Spindle Type

- The anvil and spindle are blade-shaped for measuring the groove diameter of shafts, keyways, and other hard-to-reach features.
- Carbide-tipped measuring faces are available.
- Non-rotating spindle type.
- Equipped with Ratchet Stop for constant measuring force.



SPECIFICATIONS

Metric								
Order No.	Range (mm)	Resolution (mm)	Maximum permissible error J_{MPE} (μm)	Parallelism (μm)	Remark			
Digimatic (LCD)								
422-230-30	0 - 25	0.001	± 3	3	Type A			
422-231-30	25 - 50							
422-232-30	50 - 75							
422-233-30	75 - 100							
422-260-30	0 - 25		± 4	4	Type B			
422-261-30	25 - 50							
422-270-30	0 - 25					± 3	3	Type C
422-271-30								Type D

Inch/Metric								
Order No.	Range (in)	Resolution	Maximum permissible error J_{MPE} (in)	Parallelism (in)	Remark			
Digimatic (LCD)								
422-330-30	0 - 1	0.00005 in/ 0.001 mm	± 0.00015	0.00015	Type A			
422-331-30	1 - 2							
422-332-30	2 - 3							
422-333-30	3 - 4							
422-360-30	0 - 1		± 0.0002	0.0002	Type B			
422-361-30	1 - 2							
422-370-30	0 - 1					± 0.00015	0.00015	Type C
422-371-30								Type D

Metric Quickmike type					
Order No.	Range (mm)	Resolution (mm)	Maximum permissible error J_{MPE} (μm)	Parallelism (μm)	Remark
Digimatic (LCD)					
422-411-20	0 - 30	0.001	± 3	3	Type A
422-412-20	25 - 55				

Inch/Metric Quickmike type					
Order No.	Range (in)	Resolution	Maximum permissible error J_{MPE} (in)	Parallelism (in)	Remark
Digimatic (LCD)					
422-421-20	0 - 1.2	0.00005 in/ 0.001 mm	± 0.00015	0.00015	Type A

- Battery: SR44 (1 pc.), **938882**, for initial operational checks (standard accessory)
- Battery life: Approx. 2.4 years under normal use (for **422-2XX, 3XX**)
Approx. 5 years under normal use (for **422-4XX**)
- Length standard: Electromagnetic rotary sensor (for **422-2XX, 3XX**)
Electrostatic capacity absolute sensor (for **422-4XX**)
- Standard accessories: Setting standard, 1 pc. (except for measuring range 0 to 25 mm/0 to 30 mm (0 to 1 in/0 to 1.2 in) models), Spanner (**301336**), 1 pc. (for **422-2XX, 3XX**)

Note 1: For functional details, refer to page B-7 Please note that these models are not water-proof.
Note 2: A heat shield is provided with Digimatic (LCD) as standard.

MeasurLink[®] ENABLED Data Management Software by Mitutoyo **U-WAVE^{fit}**

ABSOLUTE[™]

IP65

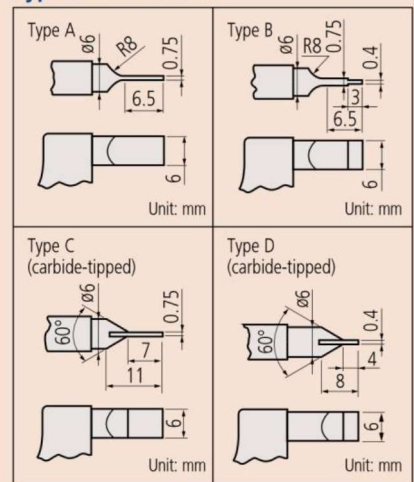
TÜV Rheinland
CERTIFIED
Dust- and Water-Protected
www.tuv.com
0100000003

Applicable models:
series 422 Quickmike type

Measurement example



Type and Dimensions



Optional Accessories

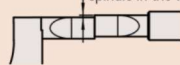
Order No.	Type	Description
05CZA662	B	Connecting cable (1 m)
05CZA663	B	Connecting cable (2 m)
06AFM380B	B	USB Input Tool Direct (2 m)
02AZD790B	B	Connecting cables for U-WAVE-T (160 mm)
02AZE140B	B	Connecting cables for U-WAVE-T For foot switch
264-622	IP67	U-WAVE-TM*
264-623	Buzzer	U-WAVE-TM*
264-626	IP67	U-WAVE-TMB*
264-627	Buzzer	U-WAVE-TMB*
02AZF310	IP67/ buzzer	Connecting unit for U-WAVE-TM/TMB*

* Only series 422 (except for Quickmike type) can be attached.

Deviation Between the Anvil and Spindle in the Vertical Direction

within 0.15 mm

Deviation between the anvil and spindle in the vertical direction

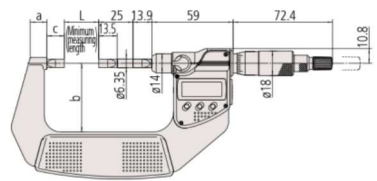


Deviation of 0.15 mm or less* is guaranteed between the anvil and spindle in the vertical direction.

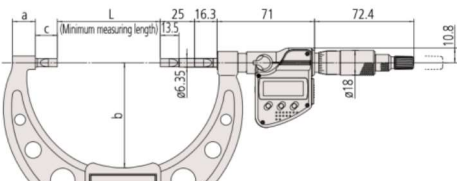
* When the measuring range is 0 to 25 mm

DIMENSIONS

Digimatic models up to 50 mm measuring range

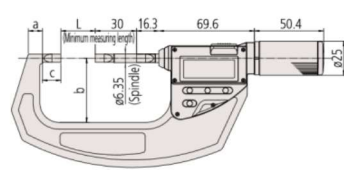


Digimatic models over 50 mm to 100 mm measuring range



Unit: mm

Quickmike type



Order No.	L	a	b	C
422-230-30	0	11	31	12.5
422-231-30	25	12.2	50	12.6
422-232-30	50	14.6	57	13
422-233-30	75	16.7	76	16
422-260-30	0	11	31	12.5
422-261-30	25	12.2	50	12.6
422-270-30				
422-271-30	0	11	31	12.5
422-411-20		8.5	36	13.5
422-412-20	25	10.3	47	