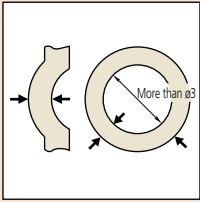




Measurement example



Optional Accessories (for series 573)

Order No.	Type	Description
05CZA624	A	Connecting cables for IT/DP/MUX (1 m)
05CZA625	A	Connecting cables for IT/DP/MUX (2 m)
06AFM380A	A	USB Input Tool Direct (2 m)
02AZD790A	A	Connecting cables for U-WAVE-T (160 mm)
02AZE140A	A	Connecting cables for U-WAVE-T For foot switch
264-620	IP67	U-WAVE-TC
264-621	Buzzer	U-WAVE-TC
264-624	IP67	U- WAVE-TCB Transmitter
264-625	Buzzer	U- WAVE-TCB Transmitter
02AZF310	IP67	Connecting unit for U-WAVE-TC/TCB

Tube Thickness Caliper
SERIES 573, 536 — ABSOLUTE Digimatic and vernier types

- The beam-mounted jaw is a round bar that facilitates measurements of tube wall thickness.
- Digimatic models are IP67 Absolute type. Slider action is smooth, firm and comfortable.
- Allows integration into statistical process control and measurement systems for models with measurement data output connector. (Refer to page A-3.)




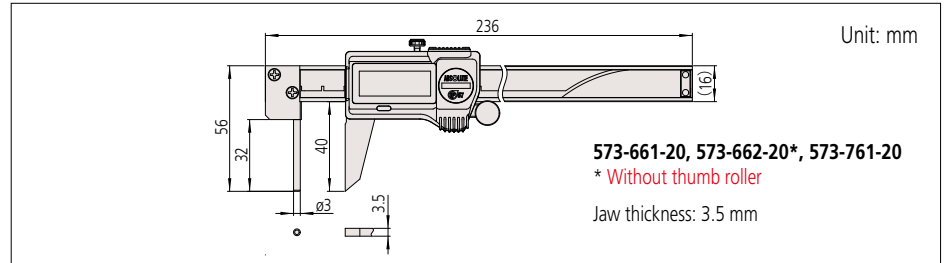
573-661-20

SPECIFICATIONS

Metric Digimatic model					Inch / Metric Digimatic model				
Order No.	Range (mm)	Resolution (mm)	Maximum permissible error (mm)* ²		Order No.	Range	Resolution	Maximum permissible error* ²	
			EMPE	SMPE				EMPE	SMPE
573-661-20	0 - 150	0.01	±0.05	/	573-761-20	0 - 6 in/ 0 - 150 mm	0.0005 in/ 0.01 mm	±0.002 in/ ±0.05 mm	/
573-662-20* ¹	0 - 150		±0.05						

- Dust/Water protection level: IP67 (IEC 60529)*³
- Battery: SR44 (1 pc.), **938882**, for initial operational checks (standard accessory)
- Battery life: Approx. 5 years under normal use
- Scale type: ABSOLUTE electromagnetic induction linear encoder
- Max. response speed: Unlimited
- *1 Without thumb roller
- *2 Partial Surface Contact Error, EMPE and Shift Error, SMPE are terms (notations) used in ISO 13385-1:2019.
- *3 Rustproofing shall be applied after use if caliper was in contact with coolant.

DIMENSIONS



536-161

SPECIFICATIONS

Metric Analog model				
Order No.	Range (mm)	Graduation (mm)	Maximum permissible error (mm)*	
			EMPE	SMPE
536-161	0 - 150	0.05	±0.05	/

* Partial Surface Contact Error, EMPE and Shift Error, SMPE are terms (notations) used in ISO 13385-1:2019.

DIMENSIONS

