

Gauge Blocks

Rectangular Gauge Block Accessories SERIES 516

- Accessory sets for extending the range of application of rectangular gauge blocks. For example, constructing temporary snap gages for small batches of product where custom gages would be uneconomical to manufacture.
- Available in 22-piece and 14-piece sets. Each accessory is also available separately for applications where a full set is not needed.
- Can be used with steel or CERA blocks.



516-601
(22 pcs.)



516-602
(14 pcs.)

SPECIFICATIONS

Item Description	Order No.	Nominal capacity/ dimension (mm)	Set		Quantity Supplied
			22 pcs. 516-601	14 pcs. 516-602	
Holder	619002	15 to 60		✓	1 pc.
	619003	5 to 100	✓	✓	
	619004	15 to 160	✓	✓	
	619005	20 to 250	✓	✓	
Base	619009	35	✓	✓	
Half-round jaw	619010*	2	✓	✓	One pair (2 pcs.)
	619011*	5	✓	✓	
	619012*	8	✓	✓	
	619013*	12	✓		
	619014*	20	✓		
Plain jaw	619018*	160	✓		
Scriber point	619019	—	✓	✓	1 pc.
Center point	619020	—	✓	✓	
Tram point	619021*	—	✓		One pair (2 pcs.)
Triangular straightedge	619022	100	✓	✓	1 pc.
	619023	160	✓		

* A single piece is supplied for each Order No., except for half-round jaws, plain jaws (B type) and tram points, which are supplied as a two-pack.

Typical application 1



Accessories used in application 1:
 Half-round jaw (619013) 2 pcs.
 Holder (619002) 1 pc.
 Gauge block

Typical application 2



Accessories used in application 2:
 Base (619009) 1 pc.
 Holder (619003) 1 pc.
 Scriber point (619019) 1 pc.
 Gauge block

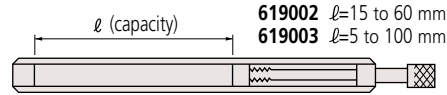
Typical application 3



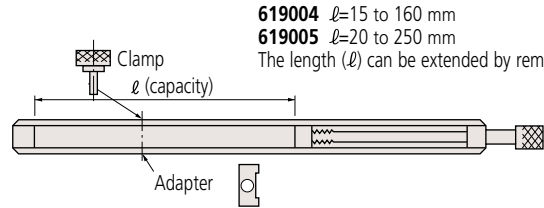
Setting a bore gage using a holder with a pair of Type I half-round jaws arranged as flat contact surfaces

Holder

Thickness=15 mm
 Width=29.5 mm



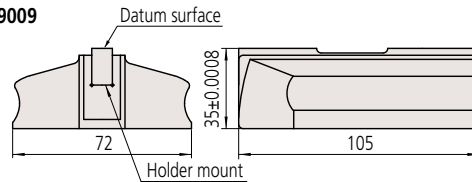
619002 $l=15$ to 60 mm
 619003 $l=5$ to 100 mm



619004 $l=15$ to 160 mm
 619005 $l=20$ to 250 mm

The length (l) can be extended by removing the adapter.

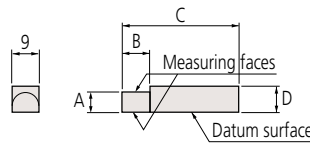
Base 619009



Flatness of the datum surface 0.5 μ m
 Parallelism 0.8 μ m
 Flatness of the bottom surface 1 μ m

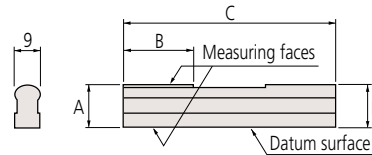
Half-round jaws

Type I



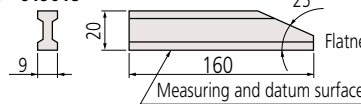
Flatness of the datum surface 0.5 μ m
 Parallelism of A 0.5 μ m

Type II



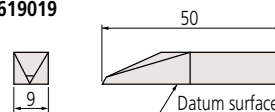
Order No.	Type	Size (mm)	A (mm)	B (mm)	C (mm)	D (mm)
619010*	I	2	2±0.0005	5.5	40	7.5
619011*		5	5±0.0005	15.5	45	7.5
619012*		8	8±0.0005	20	50	8.5
619013*	II	12	12±0.0005	25	75	13
619014*		20	20±0.0005	25	125	20.5

Plain jaw (B type) 619018*



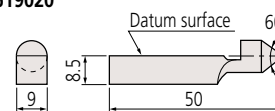
Flatness of the datum surface 1 μ m

Scriber point 619019



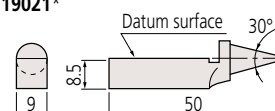
Flatness of the datum surface 0.5 μ m

Center point 619020



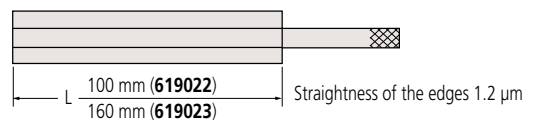
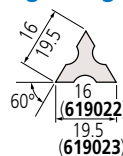
Eccentricity tolerance of the point ±10 μ m
 Flatness of the datum surface 0.5 μ m

Tram point 619021*



Eccentricity tolerance of the point ±10 μ m
 Flatness of the datum surface 0.5 μ m

Triangular straightedge (for handheld use only)



Straightness of the edges 1.2 μ m

* A single piece is supplied for each Order No., except for half-round jaws, plain jaws (B type) and tram points, which are supplied as a two-pack.