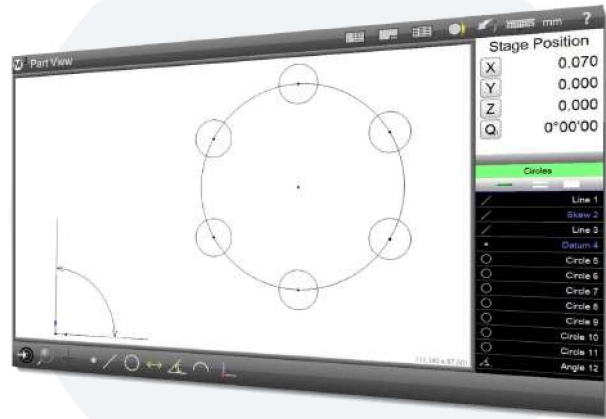


The M2

Supporting popular measuring microscope and optical comparator systems worldwide.

- ✓ Supporting Touchscreen gesture controls.
- ✓ Advanced optical edge easy-of-use measuring tools.
- ✓ Cutting-edge user interface that's clean and intuitive.



Clean, Intuitive Design

The user interface design of the M2 software means spending more time measuring and less time reading manuals. By combining a familiar user experience with current touch screen conventions, the M2 software can quickly be integrated into your process and accessible to a wide range of users.



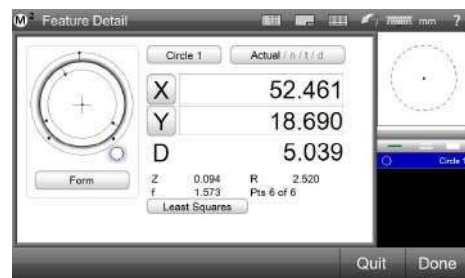
Optical Edge or Crosshairs Probes

Gain access to many of the same powerful features, and intuitive measuring environments, whether using an optical edge equipped system or an externally generated crosshairs device. Precise optical edge detection algorithms provide accurate results as well as access to powerful, industry first measurement functionality.



Feature Detail Views

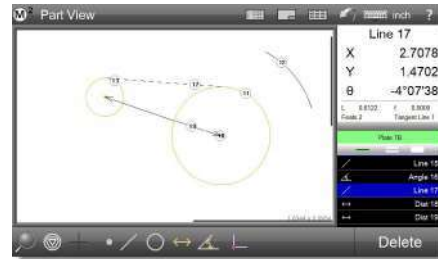
Scroll through your measured features list to show individual feature detail views. Feature detail views display important information including feature position/orientation/size, a graphical representation of probed point distribution, the number of points in the measurement, form error, and pass/fail status.



Graphics-based Feature Constructions

Generate popular construction types, like Distances and Tangent Lines from within the graphical part view itself. Constructions with multiple sub-types can be toggled quickly with the change feature type command. Supported construction types include:

- ✓ Average
- ✓ Intersections
- ✓ Shortest/Farthest Distances
- ✓ Perpendicular/Parallel lines
- ✓ Mid/Center/End Points
- ✓ Angle compliments
- ✓ Bolt/Gage Circles
- ✓ Tangent/Gage Lines

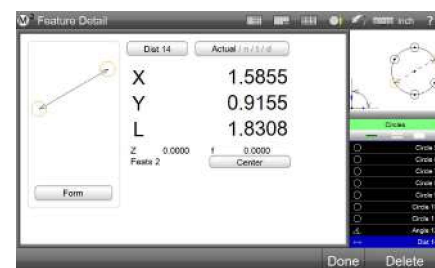
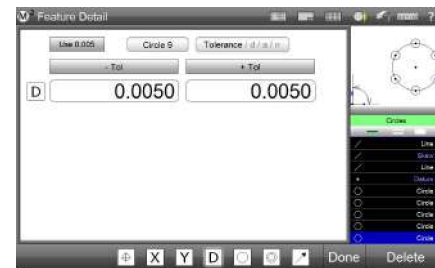
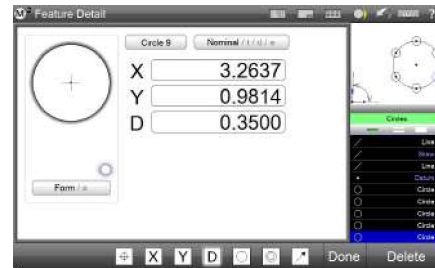


Geometric Tolerancing

You may measure features, set nominals, apply tolerances and view deviation results with only a few quick clicks. You may also apply a variety of popular tolerance types to features in the standard feature-to-feature fashion, or utilize the place tolerancing system for applications where tolerances are specified in a block tolerance style call out. For these cases the M2 software let's you enter and apply universal tolerance values according to your feature resolution groupings.

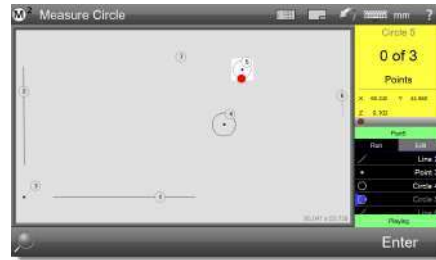
Supported tolerances include:

- ✓ X/Y/Z positional
- ✓ True position
- ✓ Size
- ✓ Form
- ✓ Orientation
- ✓ Angularity
- ✓ Concentricity
- ✓ Runout



Part Programs Playback

Playback or edit groups of measured, constructed, and created features from a saved part program file. Part program files, when loaded, will prepare the M2 software to repeat a sequence of feature measurement steps, printed reports, and exported measurement data. The playback guidance mechanism provides helpful on-screen instruction for successful playback of your part programs



Data Reporting

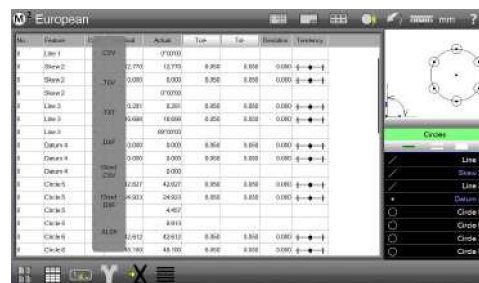
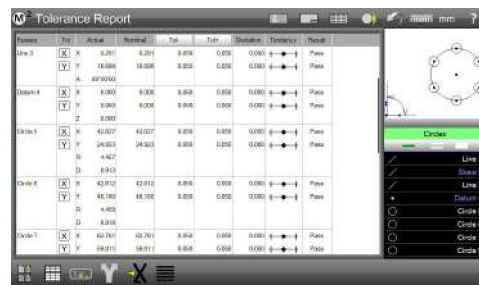
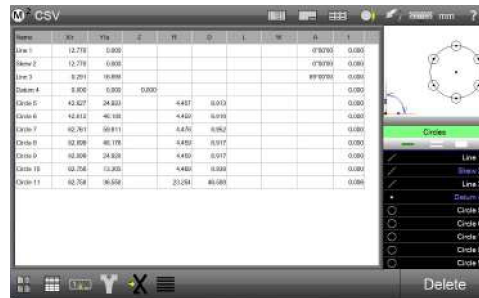
Flexibility for report contents and formatting allows for full customization of the data format, header information, and header and footer graphics. Part view graphics, time and date stamps, and operator information can all be included for any report type.

Reports can be viewed, printed, or exported at the conclusion of a single inspection routine, or they can be included in a part program to support repetitive or automated measurement and reporting.

Reports can be printed as hard copies to standard Windows compatible printers, or exported as data files in popular file formats.

Data report formats include:

- ✓ Standard report
- ✓ Tolerance
- ✓ CSV
- ✓ European



Machine Integration

Ask your MetLogix representative about the wide variety of encoder interface technologies and other hardware supported by the M2 system.



Support for All Current Industry Standard Software Stage Calibration Methodologies

Robust and reliable machine calibration can be achieved using popular machine correction methods including Linear Error Correction (LEC), Segmented Linear Correction (SLEC), Non-Linear Error Correction (NLEC), and squareness correction.

Industry Leading Operating System Platform

The Windows® operating system represents the current enterprise solution for computer software operating systems. You gain the performance and reliability of a globally recognized software solution as part of your measuring machine package.

MetLogix M Series Features Matrix	M1 Series	M2 Series	M3 Series
Optical edge detection	✓	✓	✓
Geometric functions	✓	✓	✓
XY, XYZ or XYQ axis support	✓	✓	✓
Data Reporting/Export	✓	✓	✓
Partview Display		✓	✓
Part programming and playback		✓	✓
Tolerancing		✓	✓
Feature annotation		✓	✓
Video edge detection			✓
Video image archive			✓
Image markup			✓

Help and Resources

Please visit the support section at www.metlogix.com for access to MetLogix product documentation.

Watch tutorial videos for popular Mx functions at <http://www.youtube.com/metlogix>

Join the discussion on Facebook, search "MetLogix".

Contacts

175 Canal Street, Suite 503, Manchester, NH 03101 USA

Tel: 603.836.4452

Fax: 603.369.6499

Email: support@metlogix.com

Web: www.metlogix.com