

**True RMS Clamp-On Meter**

**MODEL 9325**



**Applications**







- Measure AC Current in lines, generators, and more!
- Perfect for professionals and DIY
- Perform all the standard measurement functions of a DMM

**Features**

- 3 3/4 digit, 6000 count backlit display
- Measurement ranges including: Current, Voltage, Frequency, Temperature & More!
- AC/DC Voltage up to 600V
- AC/DC Current up to 1000A
- CAT III 600V certified
- 3 year limited warranty



## TRIPLETT CLAMP METERS COMPARISON CHART

|                      | Triplett's Current Gen of Meters  |   |   | Triplett's Last Gen of Meters  |   |   |
|----------------------|---|---|---|--|---|---|
|                      |  |  |  |  |  |  |
| Model                | 9200  | 9305  | 9325  | 9300-A   | 9310-A  | 9320-A  |
| Style                | Mini  | Compact   | Full Size   | Full Size  | Full Size   | Full Size   |
| Ranges:              |   |   |   |  |   |   |
| TRMS                 | N   | N   | Y   | N  | N   | Y   |
| AC Current (Max Res) | 300A (0.01A)  | 400A (0.01A)  | 1000A (0.1A)  | 1000A  | 1000A   | 1000A   |
| DC Current (Max Res) | N   | N   | 1000A (0.1A)  | N  | 1000A   | 1000A   |
| AC Voltage (CAT III) | N   | 600V  | 600V  | 600V   | 600V  | 600V  |
| DC Voltage (CAT III) | N   | 600V  | 600V  | 600V   | 600V  | 600V  |
| Resistance           | N   | Y   | Y   | Y  | Y   | Y   |
| Capacitance          | N   | Y   | Y   | N  | Y   | Y   |
| Temperature          | N   | Y   | Y   | N  | Y   | Y   |
| Diode                | N   | Y   | Y   | Y  | Y   | Y   |
| Continuity           | N   | Y   | Y   | Y  | Y   | Y   |
| Frequency (60Hz Res) | N   | (0.1Hz)   | (0.1Hz)   | N  | (0.1Hz)   | (0.1Hz)   |
| Duty Cycle           | N   | N   | Y   | N  | Y   | Y   |
| Autorange            | Y   | Y   | Y   | N  | Y   | Y   |
| Data Hold            | Y   | Y   | Y   | Y  | Y   | Y   |
| Min / Max            | N   | N   | Y   | N  | N   | Y   |
| Peak, Inrush Current | N   | N   | N   | N  | N   | N   |
| Bar Graph            | N   | N   | Y   | N  | N   | N   |
| Voltage Detector     | N   | Y   | Y   | N  | N   | N   |
| CAT Rating (600V)    | CAT II  | CAT III   | CAT III   | CAT III  | CAT III   | CAT III   |
| Rel                  | N   | Y   | Y   | N  | Y   | Y   |
| Features:            |   |   |   |  |   |   |
| Length               | 5.8"  | 7.8"  | 9.1"  | 8.63"  | 8.63"   | 8.63"   |
| Weight               | 3.4 oz.   | 7.2 oz.   | 9.6 oz.   | 12 oz.   | 12 oz.  | 12 oz.  |
| Housing              | Plastic   | Overmolded  | Overmolded  | Plastic  | Plastic   | Plastic   |
| Max. Cable Dia.      | 300MCM  | 450MCM  | 500MCM  | 500MCM   | 500MCM  | 500MCM  |
| Digital Display      | 3 3/4 Digit, 4000 Count   | 3 3/4 Digit, 4000 Count   | 3 3/4 Digit, 6000 Count   | 3 1/2 Digit, 2000 Count  | 3 3/4 Digit, 4000 Count   | 3 3/4 Digit, 4000 Count   |
| Auto Power Off       | Y   | Y   | Y   | N  | Y   | Y   |
| Backlit              | N   | Y   | Y   | Y  | Y   | Y   |
| Warranty             | 3 years   | 3 years   | 3 years   | 3 years  | 3 years   | 3 years   |
| Case Included        | Y   | Y   | Y   | Y  | Y   | Y   |
| Battery              | 3V CR2032   | 2-AAA   | 1-9 Volt  | 1-9 Volt   | 1-9 Volt  | 1-9 Volt  |