
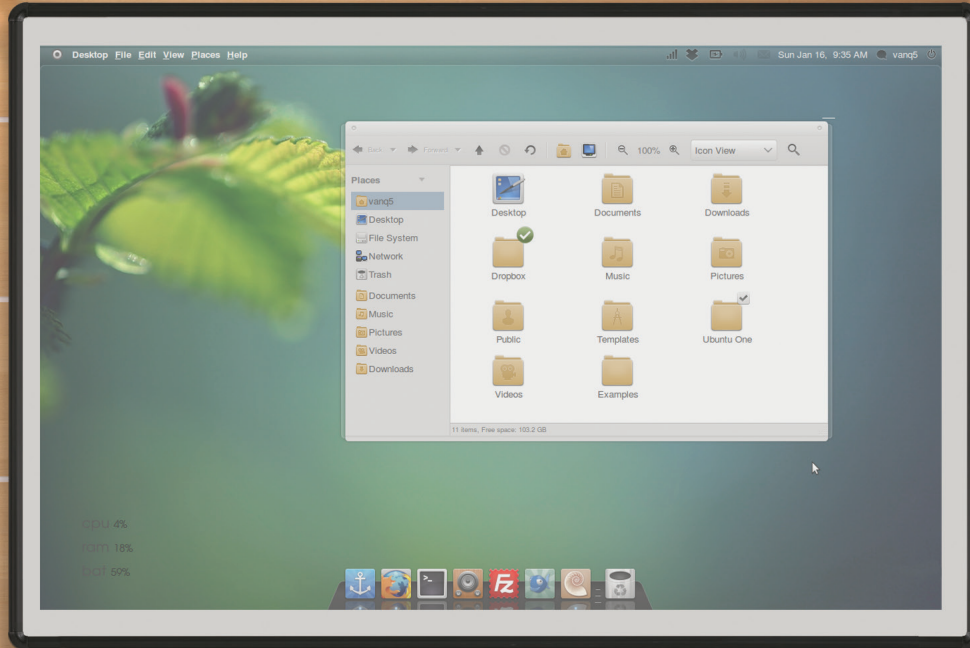



# Evolution Projection Board

with Presidential Trim



MOORECO™





Presidential trim features lengths of anodized aluminum joined with curved injection-molded plastic corners for an upscale, modern board.

Specially engineered matte gray porcelain steel surface provides superior projection performance. Also includes a coordinating accessory tray.



## Evolution Projection Board - Presidential Trim

- The versatile Evolution Board is the ideal choice for a multipurpose AV environment. The specially engineered magnetic porcelain steel surface provides rich and vivid projector images.
- Matte gray finish provides excellent sharpness and clarity, reducing dullness caused by external light sources. Intended primarily for use as a projection surface for everyday presentation and media viewing. For a board to be used primarily as a writing surface, please see any of our boards with a white finish such as porcelain steel.
- Evolution surface requires weekly cleaning with a damp cloth for optimum performance. A small amount of marker ghosting may occur.
- Evolution boards are not intended for use with interactive projectors. For interactive projectors with strict flatness requirements, we recommend the Interactive Projector Board, providing guaranteed results for projectability, erasability, and durability.
- Rounded anodized aluminum Presidential Trim includes injection-molded curved corner pieces for an upscale and modern board. Includes matching magnetic tray for accessories. Available in silver or black.
- Made in the USA. Fifty year limited warranty.

## Evolution Technical Information

- A precisely balanced porcelain enamel ground coat is furnace-fused to both sides of 28 gauge (standard) or 24 gauge (custom) steel.
- The first furnace fuses a ground coat of enamel that is heat-softened at approximately 1450° F. The second furnace firing fuses a coat of enamel to the ground coat enamel.
- Color Fusion ceramic top coat is applied.
- Fade-resistant waterproof resin glue bonds the porcelain to a moisture-resistant core.
- Damp erasing is required for optimum performance. Some ghosting may occur.

Part No.	Product Dimensions	Ship Wt.
<b>Evolution Projection Surface - Presidential Trim (Silver)</b>		
404PA-52*	1.5'H x 2'W	10 lbs
404PB-52*	2'H x 3'W	20 lbs
404PC-52**	3'H x 4'W	36 lbs
404PD-52	4'H x 4'W	69 lbs
404PF-52	4'H x 5'W	84 lbs
404PG-52	4'H x 6'W	94 lbs
404PH-52	4'H x 8'W	120 lbs
404PK-52	4'H x 10'W	146 lbs
404PM-52	4'H x 12'W	194 lbs
404PP-52	4'H x 16'W	243 lbs

Part No.	Product Dimensions	Ship Wt.
<b>Evolution Projection Surface - Presidential Trim (Black)</b>		
404PA-T1-52*	1.5'H x 2'W	10 lbs
404PB-T1-52*	2'H x 3'W	20 lbs
404PC-T1-52**	3'H x 4'W	36 lbs
404PD-T1-52	4'H x 4'W	69 lbs
404PF-T1-52	4'H x 5'W	84 lbs
404PG-T1-52	4'H x 6'W	94 lbs
404PH-T1-52	4'H x 8'W	120 lbs
404PK-T1-52	4'H x 10'W	146 lbs
404PM-T1-52	4'H x 12'W	194 lbs
404PP-T1-52	4'H x 16'W	243 lbs

\*Ships UPS \*\*Ships UPS with large package surcharge or additional handling fee. Shipping weights are listed on a per item basis and may vary based on quantities ordered. All boards listed as 3'H x 4'W actually measure 33.75"H x 48"W due to shipping restrictions.



**MooreCo | Vanerum North America**  
 2885 Lorraine Avenue | Temple, TX 76501  
 p: 800.749.2258 | f: 866.888.7483  
[www.moorecoinc.com](http://www.moorecoinc.com) | [www.vanerumna.com](http://www.vanerumna.com)