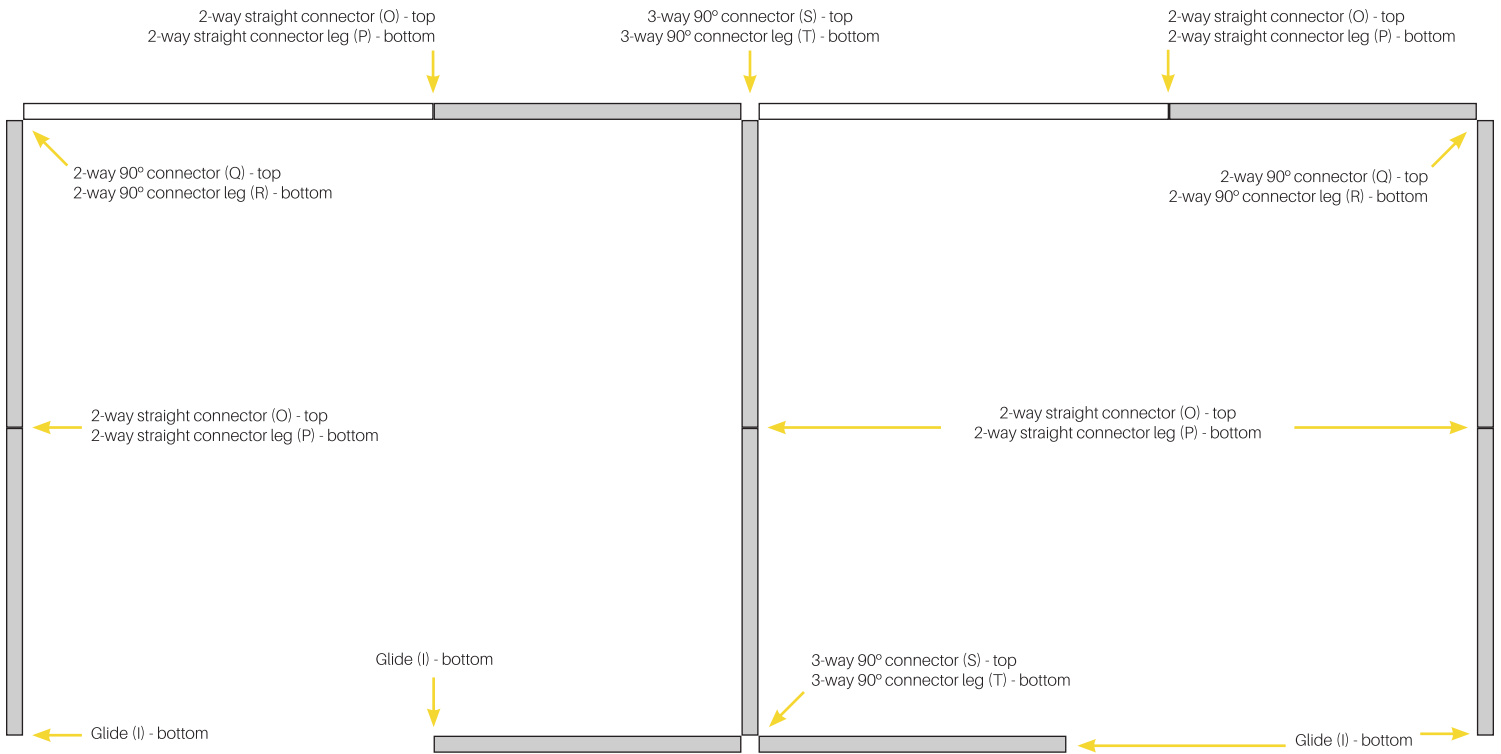





MOORECO™

# Standard Modular Panels






#### Fabric Color Options:



## Standard Modular Panels

- Create walls, cubicles, and other work or display areas with Standard Modular Panels.
- Constructed with a lightweight 1.25" honeycomb core. Available in tackable fabric in blue, gray, or nutmeg, or in half-and-half fabric and dry erase magnetic markerboard (blue fabric only). Framed in durable anodized aluminum with slots to securely hold connectors.
- Easy to assemble and break down panels to change configurations or replace panels.
- Multiple connector options available to create configurations in 2-way straight or 90° connections, or in 3-way or 4-way 90° connections.
- Choose feet with casters (locking), glides, or a T-base with or without casters. Feet are not included with individual panels. Please include the feet you need with your panel order. Connectors are needed at the top and bottom of each connection (see line listing for details).

Part No.	Description	Product Dimensions	Ship Wt.
<b>Standard Modular Panels</b>			
A 66215	Fabric	5'H x 3'W	27 lbs
B 66216	Fabric	5'H x 4'W	34 lbs
C 66217	Fabric	5'H x 5'W	42 lbs
D 66218	Fabric	6'H x 3'W	31 lbs
E 66219	Fabric	6'H x 4'W	42 lbs
F 66220	Fabric	6'H x 5'W	48 lbs
G 66223	Whiteboard/Fabric	6'H x 3'W	37 lbs
H 66224	Whiteboard/Fabric	6'H x 4'W	44 lbs



Part No.	Description	Position	Ship Wt.
<b>Panel Feet &amp; Connectors</b>			
I 66201*	Adjustable Glide (1)	Bottom	1 lb
J 66203*	Castors (4)	Bottom	3 lbs
K 66208*	T-Base Center Foot (1)	Bottom	2 lbs
L 66204*	T-Base Caster Foot (2)	Bottom	5 lbs
M 66200*	T-Base End Foot (2)	Bottom	2 lbs
N 66205*	Wall Connector (1)	Top / Bottom	1 lb
O 66206*	2-Way Straight Connector (1)	Top	1 lb
P 66207*	2-Way Straight Connector Leg (1)	Bottom	1 lb
Q 66209*	2-Way 90° Connector (1)	Top	1 lb
R 66210*	2-Way 90° Connector Leg (1)	Bottom	1 lb
S 66211*	3-Way 90° Connector (1)	Top	1 lb
T 66212*	3-Way 90° Connector Leg (1)	Bottom	1 lb
U 66213*	4-Way 90° Connector (1)	Top	1 lb
V 66214*	4-Way 90° Connector Leg (1)	Bottom	1 lb

\*Ships UPS. Shipping weights are listed on a per item basis and may vary based on quantities ordered.



**MooreCo | Vanerum North America**  
 2885 Lorraine Avenue | Temple, TX 76501  
 p: 800.749.2258 | f: 866.888.7483  
[www.moorecoinc.com](http://www.moorecoinc.com) | [www.vanerumna.com](http://www.vanerumna.com)