



# MOTICNET

## Digitize your Class

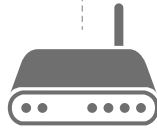
The MoticNet System allows you to remotely observe all live images from all connected microscopes of your classroom from anywhere in the room. The MoticNet Teacher software interface lets you to annotate and compare what your students are seeing in real time. Effortlessly share any user's screen with everyone else in the network to discuss points of interest. Rating work and assigning task is just a click away.

Compatibility across iOS, Android, and Windows operating platforms means ultimate flexibility for students to connect to the network and start to work straight away. Easily transfer files for review and collaborative investigation. Annotate, measure and carry out your research with the intuitive software interface. Project images from any connected microscope in the room to a TV or projection screen.

“A modern classroom is a hive of activity. Students engage with each other as well as the teacher, talking actively about what they are discovering and what they are learning.

**Studies have shown that through this type of peer-interaction, knowledge is more easily retained and transferred.”**

Make your biology lessons more fun, engaging, and efficient.



MoticNet works with its exclusive wireless network, without the need of creating or modifying any existing ones.



Full Digital Classroom package includes computer and tablets, ready for use right from the get-go! Ask more about this tailor-made option.



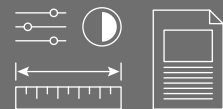
Monitor all connected microscopes from anywhere in the room.



Share files, live streams, images, and videos at the touch of a button.



Set assignments and rate work or note a point of interest and share with all connected users.



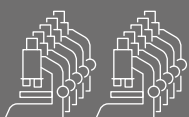
Edit, measure, capture, and create reports with the intuitive software.



MoticNet Teacher for Windows, MoticNet Student Edition App available for Android and iOS mobile devices.



Real time voice and chat functions between teacher and student.



Customise your package from 8 up to 64 students



Students can scan the QR code on the microscope to instantly display the live image on their tablets.