

Nominal amplifier gain control settings

For proper operation of Christie Vive Audio CDA series amplifiers, the front panel gain controls must be set to nominal levels, to avoid clipping and distortion and prevent possible damage to speakers or subwoofers.

Use the following nominal gain control settings to ensure the system is optimally configured.

Precautions

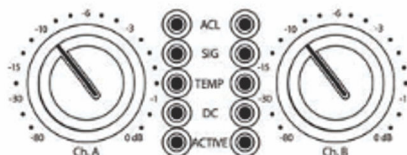
Keep the following points in mind when setting gain control settings.

- Do not set the front panel input gain controls above the recommended nominal settings, when using Christie Vive Audio CDA series amplifiers with balanced, professional +4 dB input signals, typically found in cinema and pro audio. Doing so may result in sub-optimal performance, including clipping and distortion that can damage speakers or subwoofers.
- If you set amplifier gain controls above nominal settings (with balanced, professional +4 dB input signals), you can clip signals at the input, even before automatic clip limiter (ACL) engages. Avoid circumstances where the ACL engages, triggering an amber light on the front panel.
- Do not use the CDA2 or CDA3 amplifiers for cinema low frequency effects (LFE) and bass management, or in pro audio applications, with the signal reference levels exceeding 300mV RMS (-10dBV) and 5V peak (+14dBV). Using the amplifiers with signals above these levels can result in clipping, distortion, or shutdown.

CDA2 or CDA3 amplifiers

Set the front panel gain controls on the CDA2 or CDA3 amplifiers to the following settings.

Nominal gain control settings: -10 dB.


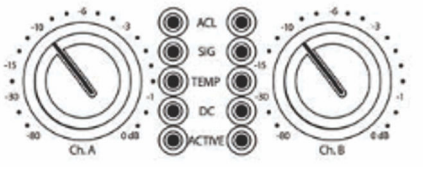


Use these settings for cinema screen and surround channel input signals from typical cinema audio processors and consumer sources with 300mV RMS (-10dBV) reference levels and peaks of 5V RMS (+14dBV) or less.

For any signal reference levels of 1.23V RMS (+4dBu), up to 12.7V (+24dBu) peak, use the CDA5 or CDA7.5 amplifiers.

CDA5 or CDA7.5 amplifiers

Set the front panel gain controls on the CDA5 or CDA7.5 amplifiers to the following settings.

Nominal gain control settings: -4 d	Nominal gain control settings: -10 dB
	
<p>Use these settings for cinema screen and surround channel, bass management and Dolby CP850 LFE input signals, as well as consumer -10dBV signals with 300mV RMS reference level.</p>	<p>Use these settings for cinema LFE channel input signals, with levels 5 - 6dB higher than screen channels, as well as +4dBu, professional audio input signals, with 1.23V RMS reference level.</p>

Technical support

- North and South America: +1-800-221-8025 or tech-support@christiedigital.com
- Europe, Middle East, and Africa: +44 (0) 1189 778111 or techsupport-emea@christiedigital.com
- Asia Pacific: tech-asia@christiedigital.com