

# MEETING OWL 3

Meet the Meeting Owl® 3 device, our premium 360° camera, mic, and speaker that creates the most immersive meeting experience for hybrid teams.

## KEY BENEFITS

- See and hear everything with 360° in-room video and audio and the upgraded Owl Intelligence System (OIS™) that uses computer vision to automatically focus on whoever is speaking
- Eliminates friction with a plug and play meeting setup and start to support most video conferencing platforms including, including Zoom, Microsoft Teams and Google Meet
- WiFi-enabled to get smarter over time through continuous software innovations and feature launches to the Owl Intelligence System
- Connect to a second Meeting Owl through Owl Connect or to an Expansion Mic to support meetings in larger spaces
- Pairs with our [collaborative room solutions](#): the [Whiteboard Owl](#), the [Meeting HQ](#).

## DIFFERENTIATORS

- Meet faster: From unboxing to your first meeting in 6+ minutes
- Effortless updates: Gets smarter with OTA updates in 2 minutes flat
- Adaptable tech: Expands to spaces up to 28 ft with two Meeting Owls
- Better meetings: Quicker and smoother speaker transitions with speaker detection in 3 seconds or less

Learn More



## LOVED BY

100K+ organizations globally

2K+ schools, universities, and educational institutions

84 out of 100 of the Fortune 100

## HOOTS AND HOLLERS



reddot winner 2020

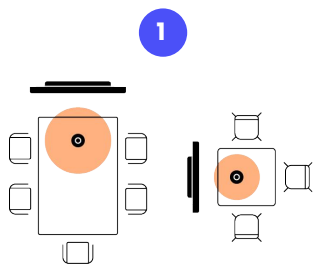


Meeting Owl experience

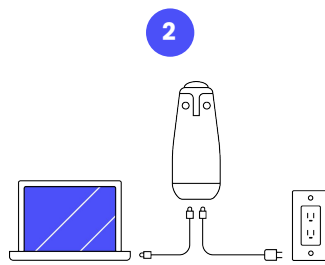


Typical front-of-room camera experience

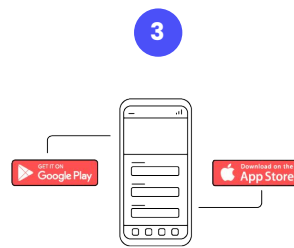
## Meeting room setup made simple




1 Place your Owl on a table or desk.



2 Plug in power. Connect USB-C to an in-room computer or laptop.



3 Download the Meeting Owl App for desktop, mobile, or tablet and set up your Owl.



4 In your video conferencing platform, choose Meeting Owl for audio and video.

### FEATURED IN

The New York Times

WIRED

FAST COMPANY

Forbes

INSIDER

WSJ

The Boston Globe

TC TechCrunch

USA TODAY

“

The Meeting Owl has completely transformed our ability to work well across our team and our organization.

— RORY SUTHERLAND,  
VICE CHAIRMAN, OGILVY

[READ CASE STUDY](#)

Learn More

# Meeting Owl<sup>®</sup> 3 Specifications

MEETING OWL 3

**OWL LABS<sup>®</sup>**

Camera	Microphone	Speaker	Connection
<p>Single custom-designed 360° panoramic fisheye camera to eliminate image distortion</p> <p>Camera view shows optional 360° panoramic view of the room and face-to-face view that auto-focuses on whoever is speaking</p> <p>Output Resolution: 1080p HD <b>Video Pickup Radius:</b> 10' (3m) Field of View: 360°</p>	<p>8 omni-directional beamforming Smart Mics</p> <p>Smart Mics equalize speaker volume to amplify quiet voices</p> <p><b>Audio Pickup Radius:</b> 18' (5.5m)</p> <p>Ability to pair two Meeting Owls with <b>Owl Connect</b> to expand video and audio range by 8' (2.5m) in any direction</p>	<p>Three built-in speakers for 360° coverage and clear in-room sound</p> <p>Speaker Output Level: 80 db SPL</p>	<p>Plug and play connection to host computer via USB-C</p> <p>Option to connect to the <a href="#">Meeting HQ</a> for one-touch meeting start (with adapter)</p> <p>Option to connect to the <a href="#">Whiteboard Owl</a> via Bluetooth</p> <p>Option to connect to the Expansion Mic via micro-HDMI</p>
Processing Power	Dimensions	Power Supply	Warranty
<p>Qualcomm<sup>®</sup> Snapdragon<sup>™</sup> 605 processor</p>	<p><b>Dimensions:</b> 4.4" W x 4.4" D x 10.72" H (111mm W x 111mm D x 272mm H)</p> <p><b>Weight:</b> 2.61lb (1.2kg)</p>	<p><b>AC Input:</b> 100-240V</p> <p><b>Line cord:</b> Specific to region</p>	<p>2-year warranty (Option to extend warranty to 3 years with <a href="#">Owl Care</a>)</p>

## USAGE

Software	Compatibility	Management	Security
<p>AI-powered Owl Intelligence System<sup>™</sup> to intelligently focus on whoever is speaking</p> <p>Intelligently autofocuses on the active speaker using vision, voice, and motion</p> <p>Options for presenter enhancement, digital whiteboarding capabilities, and different camera controls to customize your meeting experience</p> <p>Ability to pair two Meeting Owl 3s or Pros using Owl Connect to expand video and audio coverage in larger rooms</p>	<p>Plug and play connection to host computer via USB-C</p> <p>Works with Zoom, Microsoft Teams, Skype for Business, Slack, Webex, and many more</p> <p>Compatible with virtually all web-based <a href="#">video conferencing platforms</a></p> <p>Extend range by pairing with another Meeting Owl (Pro or 3) or add on Expansion Mic</p> <p>Works with the Meeting HQ* and the Whiteboard Owl</p>	<p><b>Meeting Owl App:</b></p> <ul style="list-style-type: none"> <li>• Mobile: iOS and Android</li> <li>• Tablet: iPad</li> <li>• Desktop: Mac and Windows</li> </ul> <p>Required for first-time setup and adjusting settings during meetings</p> <p>The Nest: Manage your fleet of Owls through our web-based portal</p>	<p>Meeting Owl 3 does not record any video or audio content</p> <p>Video and audio are streamed to the host computer via USB-C connection</p> <p>Option to secure the Meeting Owl 3 with Lock Adapter</p> <p><a href="#">Full security and privacy details</a></p>

## SETUP

\*Adapter required

What's Included	Setup
<p>Meeting Owl 3</p> <p>Power adapter and line cord</p> <p>USB-C to USB-C cable</p> <p>Setup Guide</p> <p>Table Card + Owl holder</p>	<p><b>Placement:</b> 3' (1m) from the in-room TV or monitor and within 18' (5.5m) of in-room participants</p> <p><b>Setup Options:</b> Center of the table, tripod-mounted, or ceiling-mounted</p>



OWL LABS

# INCREDIBLE COLLABORATION IS JUST AHEAD



Meet the Meeting HQ, our all-in-one meeting room solution that makes virtual collaboration simple and frictionless.

The Meeting HQ connects to the Meeting Owl Pro and integrates with your calendar booking system to launch your video conferencing meetings with a single tap.

## KEY BENEFITS

- The Meeting HQ reduces time and friction when starting meetings by integrating with calendar booking and video conferencing systems.
- The Meeting Owl Pro, the Meeting HQ, and an in-room monitor are the only pieces of equipment you need to fully outfit your meeting rooms for video conferencing.
- The Meeting HQ provides the flexibility to use multiple different video conferencing platforms within a single hardware solution so you can switch between platforms to meet with external customers or partners.

## Meeting HQ Requirements

1. Meeting Owl Pro
2. Google Workspace or Microsoft calendar booking software
3. Zoom or Google Meet video conferencing software
4. HDMI-connected in-room TV or monitor
5. Subscription to proprietary Quick Start software (US \$20/month billed annually)

[Learn More](#)

## Meeting HQ Tech Specs




- **Quick Start (\$20/month, billed annually)** is our proprietary meeting software that runs on the Meeting HQ and enables users to book and launch meetings using multiple different video conferencing platforms
- Meeting HQ **connects to in-room TV or monitor** via HDMI
- **WiFi or Ethernet-enabled** to connect to video conferencing software, room calendar, and push software updates
- Powered by **Intel Core i5-7300U dual-core processor**, with 8GB of installed memory
- **Automatically receives software updates** overnight via WiFi as they become available
- Runs on **Windows 10 IoT** operating system
- 7" display with **1024 x 600 resolution**
- **Device Size:** 246.06mm x 212.52mm x 126.02mm
- **Weight:** 2.97lb (1.347kg)

### Privacy and Security Details

- Meeting HQ does not store any video or audio content
- Over-the-air updates are downloaded from Owl Labs' secure server
- No user information is stored on Meeting HQ
- Room and calendar information is not stored on Meeting HQ
- Meeting HQ uses a Workspace account to access a list of available rooms and room calendars via an API



The Meeting HQ has completely simplified our meeting experience. I can now roll into meetings right on time because I don't need to account for minutes of meeting set up beforehand, and in a matter of two clicks, I can be totally dialed into a meeting.

 **riskgenius** Rebecca Burney, Senior Operations Associate

[Watch Demo Video](#)