

The Collaborator CLT Series





Collaborative, inviting, comfortable, durable, trendy and safe. The modern cafeteria environment needs to be all of the above, and you can now have it all. Introducing the Collaborator from National Public Seating. A choice of 1 ¼" HPL, 1 ¾" Butcherblock or Whiteboard Industrial Grade tops helps maximize your room's functionality. Tabletops mount onto 5-gauge support plates that are welded onto an 8-gauge X base frame for indestructible durability that can support up to 500 lb. Available in dining height (30") as well as bar height (42"). Bar Height tables include crossbeam for extra stability. Add some sophistication into your cafeteria with the trendy new Collaborator from NPS.

STANDARD FEATURES



2 leveling glides on each base (4 total)




5 gauge support plates



Powder coated black santex frame



Solid 8 gauge Industrial grade frame




42" frame has crossbeam for extra stability



500 lbs weight capacity

TABLETOP OPTIONS



1 ¼" HPL Top
MDF Core
(MD)



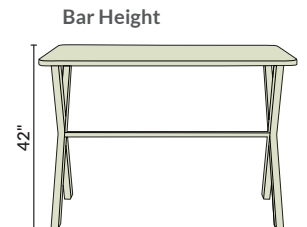
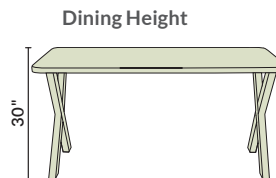

1 ¼" HPL Top
Particleboard Core
(PB)



1 ¾" Butcherblock
Solid Maple
(BB)



1 ¼" Whiteboard Top
Particleboard Core
(WB)



Size | Height | Tabletop | Edge | Laminate
CLT 3060 D 2 PB TM OK
 Prefix | Shape | HPL Tabletops

| TABLETOP OPTIONS | |
|------------------|--|
| CODE | DESCRIPTION |
| BB | 1.75" Thick Solid Maple Butcherblock |
| WB | 1.25" Whiteboard Tabletop with Black Edge Banding |
| PBTM | 1.25" HPL Tabletop with Particleboard core, Black T-Mold |
| MDPE | 1.25" HPL tabletop with MDF core, Black Protect Edge |

| SIZE | DESCRIPTION |
|------|--------------------|
| 3060 | 30" x 60" Tabletop |
| 3072 | 30" x 72" Tabletop |
| 3660 | 36" x 60" Tabletop |
| 3672 | 36" x 72" Tabletop |

| CODE | HEIGHT |
|------|-------------------|
| D | 30" Dining Height |
| B | 42" Bar Height |

Standard Edges

No minimum required



Vinyl T-Molding | Black (TM)



























Protect Edge | Black (PE)



3MM PVC Edge Banding | Black (EB)

Premium Edges

May be subject to minimum quantity and upcharge

| | | | | |
|-------------------------|---|---|--|---|
| VINYL T-MOLD |  |  |  |  |
| |  |  |  |  |
| |  |  |  |  |
| |  |  |  |  |
| 3MM PVC EDGE BANDING |  |  |  |  |
| |  |  |  |  |

Custom Logo Options

8 week lead time



Standard Laminates

No minimum required



Robin
RN



Port
PO



Regimental Red
RR



Hollyberry
RE



Candy Apple
CD



Orange Grove
OG



Marigold
YW



Teal Honeycomb
HC



Ocean
OC



Persian Blue
BL



Lapis Blue
LB



Catalina
CI



Indigo
IN



Atlantis
AT



Black
BK



Graphite Nebula
GN



Asian Night
AN



Rustic Slate
RS



Forged Steel
FS



Figured Mahogany
MY



Coffee Bean
CB



Mantana Walnut
WT



Lowell Ash
LA



Burnished Chestnut
CT



Buka Bark
KB



River Cherry
RC



Nepal Teak
NT



Wild Cherry
CH



Monticello Maple
MP



Bannister Oak
OK



Castle Oak
CO



Limber Maple
LM



Kensington Maple
KS



Fusion Maple
FM



Manitoba Maple
MT



Natural Tigris
NG



Natural Nebula
NN



Steel Mesh
SL



Slate Grey
SG



Mystic Night
MN



Pewter Brush
PB



Windswept Pewter
WP



Dove Grey
DG



Sheer Mesh
SM




Crisp Linen
CL



High Rise
HR



Frosty White
FW



White Sand
WS



Titanium EV
EV



Cloud Nebula
CN



Evening Tigris
ET



Bronze Legacy
BZ



Nickel
NE



Pearl Soapstone
PS



Grey Glace
GG




Grey Nebula
GY




Platinum
PL



Fashion Grey
GF




White Nebula
WN




White Tigris
TW



Grey
RG



Grey Pampas
PP



Designer White
DW

Premium Laminates

May be subject to minimum quantity and upcharge



**IF YOU DON'T SEE A
LAMINATE, JUST ASK!**

Choose any laminates from:

May be subject to minimum quantity and upcharge

