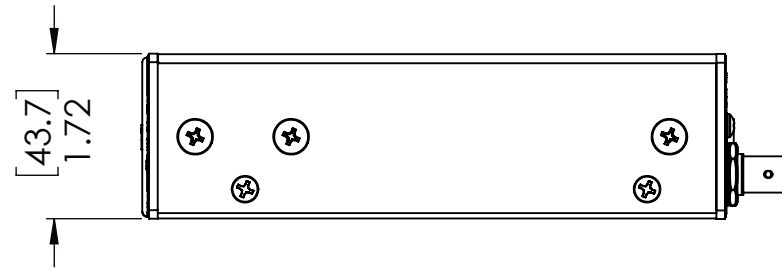
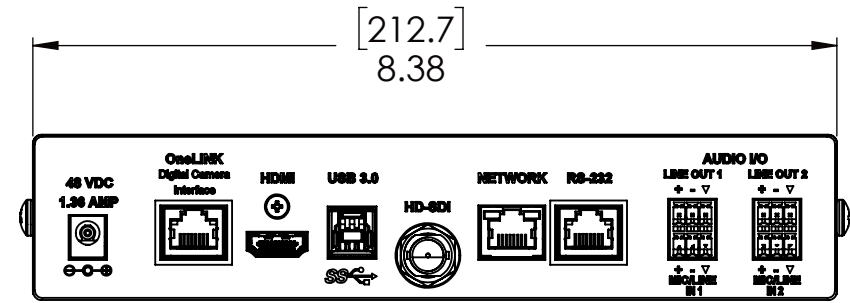


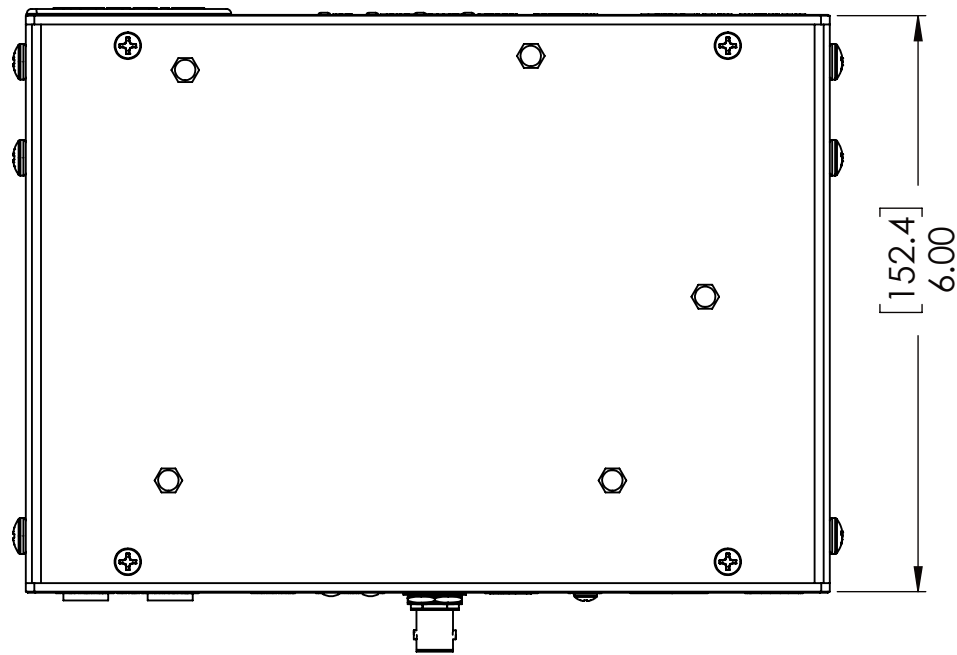
FRONT VIEW



SIDE VIEW



REAR VIEW



BOTTOM VIEW

UNLESS OTHERWISE NOTED:
 DIMENSIONS ARE IN INCHES
 DIMENSIONAL LIMITS APPLY AFTER FINISH
 MACHINED SURFACES 125 ✓
 EDGES & FILLETS R .005/.015
 FRACTIONS ± 1/32
 ANGLES ± 1°
 DEC. .XX = ± .015
 .XXX = ± .005
 .XXXX = ± .0002

THIS DRAWING, INCLUDING ALL SUBJECT MATTERS INDICATED THERON OR DERIVED THEREFROM, COMPRISES PROPRIETARY INFORMATION AND IS THE EXPRESS PROPERTY OF VADDIO LLC. EMPLOYMENT, REPRODUCTION OF OR DISSEMINATION OF THIS DRAWING, IN WHOLE OR IN PART, WITHOUT WRITTEN PERMISSION OF VADDIO LLC IS STRICTLY FORBIDDEN.



DRAWN CMM	CHECKED	APPROVED	DATE 6/1/18
MATERIAL N/A			SIZE B
FINISH			SCALE 1:2

REV.	E.C.O.	DESCRIPTION	BY	DATE	TITLE OneLINK BRIDGE	SHEET 1 OF 1	DRAWING NO. 998-9595-000	REV. 01
------	--------	-------------	----	------	-------------------------	-----------------	-----------------------------	------------