

WU630

- WUXGA 6000 lumens
- Motorised lens shift with lens memory
- Five lens options
- 24/7 and 360° operation

Compact and reliable
installation projector

Touchboards

205 Westwood Ave, Long Branch, NJ 07740
Phone: 866-94 BOARDS (26273) / (732)-222-1511
Fax: (732)-222-7088 | E-mail: sales@touchboards.com



WU630

The Optoma ProScene WU630 represents the latest addition to the line-up of exceptionally reliable installation projectors. Native WUXGA resolution and 6000 lumens combine with a 4400:1 contrast ratio to deliver sharp, punchy images.

Motorised lens shift, zoom and focus ensures simple, stress-free installation, while the three-position lens memory allows for quick and easy scene changes. The lens range encompasses five high-quality options, from wide focus through to extra long zoom, allowing the WU630 to adapt to almost any installation scenario.

Designed with the AV professional in mind, the WU630 includes connectivity for HDMI, DVI-D and 5 BNC. The newly redesigned remote control unit has backlit keys for easy operation in dimly-lit environments. Certified for 24/7 operation, the projector supports 360° installation (across its vertical axis), making it capable of projecting directly onto a floor or ceiling.

Better than Full HD resolution

When detail really matters, WUXGA resolution (1920 x 1200 pixels) offers 15% more image area than 1080p and 60% more than SXGA+. This enables unscaled Full HD video and extra detail. Time code information can be displayed on-screen at the same time, perfect for soundtrack recording and video editing editing where precise timing can be critical.


High-efficiency projection lamp

The Philips 465W UHP lamp provides the highest possible luminance, the essential prerequisite of all high-performance projectors. The lamp stays brighter for longer, provides a long service life and a reduced loss of luminous flux throughout that life. In addition, the lamp driver is specifically tuned for the lamp, ensuring optimum operating conditions and greater stability for any situation.



DLP® technology

DLP® technology from Texas Instruments® is widely recognised and acclaimed for its unmatched reliability and long lasting image performance. When combined with high brightness and native contrast ratios, it becomes the obvious choice for demanding applications. Independent testing has proven DLP® to be the most reliable of projector technologies. Whilst other technologies may show image quality decline after only a few thousand hours, DLP® technology can remain unchanged over hundreds of thousands of hours.



System integration and control

Multiple WU630 projectors can be monitored over the LAN and can also send an email alert via Crestron RoomView in the event of an error or a lamp failure. Projector status can be monitored via a web browser, while Extron IP Link, AMX Device Discovery and PJ-Link protocols offer remote management of most functions across a network, keeping you in control wherever you are.



Global monitoring of all AV devices



Track projector light source usage



Email alerts and instant notifications - helpdesk requests, service reminders, device failure or theft



Event scheduling

 **RoomView®**
express

Download Crestron RoomView® Express for free at
www.crestron.com/getroomview

Total cost of ownership

For demanding applications, the total cost of ownership of a projector is not just in the purchase price, but also in expensive maintenance and service. ProScene projectors require very little maintenance, have no user serviceable parts inside and no filters that require periodic replacement. The result is low cost, predictable service cycles, enabling planned down time to be minimised.

We are so confident that the WU630 image colour quality will remain as good as the day you bought it that Optoma will guarantee it for five years.



Connectivity and control

The WU630 includes connections for HDMI, DVI, VGA and 5 BNC. Control can be implemented via RS-232 or LAN, with support for Crestron RoomView and PJLink, allowing centralised monitoring and control of most projector functions.

Superb image quality is at the heart of every ProScene product. At every step, commencing with the incredibly reliable, high resolution WUXGA DLP® chip, where the image is initially created via the powerful Philips UHP projection lamp, through to the precision optics which focus the image on the screen, accuracy and integrity of the image are paramount.

All Optoma ProScene projectors use DLP® technology for its image quality and unmatched reliability. The reflective nature of DLP® micro-mirror technology provides highly efficient, bright images with great contrast whilst maintaining precise colour accuracy and natural, real-world colour reproduction. For demanding professional applications, the proven reliability of DLP® technology makes it the obvious choice.

Ultimate control

Cut up to 30% from your energy bills using 24-hour automated power scheduling to ensure that projectors power off when not in use.

Help alert - Real-time interactive helpdesk requests are sorted to come to the top. The helpdesk then has the ability to respond with an automatic message or instant message the room with exact procedures.

Display power - Check on/off status of display power and system power. View a bar graph to monitor the percentage of available projector light source usage and set an alert to notify the service or facilities department when maintenance is needed.

Display usage - A visual indication of light source or service interval status.

Schedule event - RoomView Express makes scheduling of recurring or one timen events easy. Setting RoomView to automatically power down at midnight throughout the week can save valuable light source life and ensure security inside the facility.

Selected view by rooms, attributes or contacts - RoomView Express gives you the ability to simultaneously view more than 250 rooms from a single screen. Customise RoomView to view by room

name, locations and group.

Event log - Automatically generates log files, reports and charts to analyze ROI and budget allocation. Track device usage, call statistics and user history.

Brightness matching

To correctly match multiple units, the WU630 has ten lamp power steps between 80% and 100% of full brightness. This helps to achieve balanced brightness levels between adjacent projectors.



Without

With

Reliability

The Optoma ProScene WU630 is designed for continuous 24/7 operation. Only the most reliable, industry proven components are used to ensure superior reliability. This hard-earned “capability” has been meticulously developed over a decade of designing and supporting millions of projectors the world over. ProScene customers can therefore be confident that, as one of the most reliable projector brands in the industry today, Optoma has a reputation for service excellence that is well deserved.



Precision optics

High quality glass optical elements maintain optimum sharpness and focus uniformity over the entire image. The ProScene insistence on uncompromising optical quality ensures extremely low colour flare and chromatic aberration resulting in crystal clear, high contrast images.

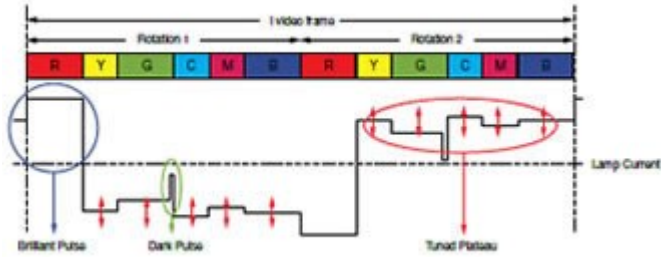
Select from a range of five premium-quality lenses, including short throw, wide zoom and long throw options. All have motorised shift, zoom and focus mechanisms, for easy and accurate adjustment after initial installation.

Picture by picture / picture-in-picture

The WU630 supports picture-by-picture and picture-in-picture. Signals can be delivered simultaneously via the HDMI and DVI ports, for a PbP or PiP display from two digital sources – perfect for video-conferencing and other collaborative applications.

Lamp pulsing technology

Advanced lamp-pulsing technologies enable colour performance to be fine-tuned directly from the lamp. This unprecedented control helps to create vibrant, perfectly saturated colours across the whole light spectrum. The result is stunningly accurate, natural looking images.



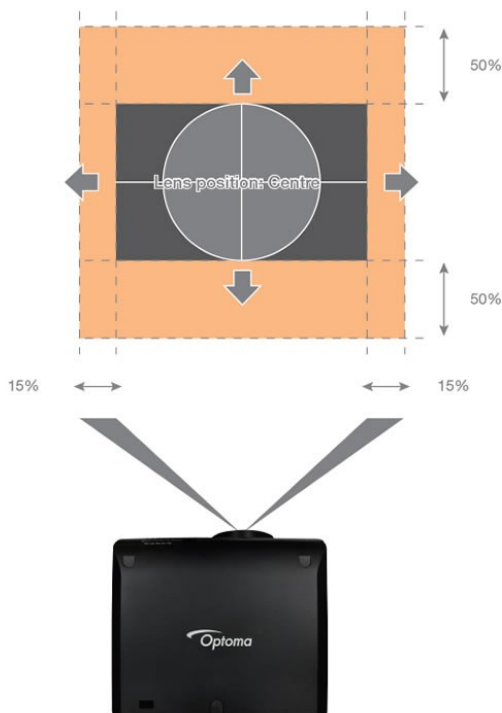
Installation flexibility

To meet the challenges of Pro AV installations, the WU630 offers five lens options, each with motorised zoom and focus, to accurately deliver the required image size.

Motorised lens shift makes it easy to position the image exactly where you want it, while a choice of two different colour wheels allows the right balance of colour and brightness for any application.

All of the five optional lenses offer easy adjustment via the motorised lens shift, zoom and focus.

Motorised lens shift



*Lens shift percentage is dependent on lens, see user manual for details

360° projection capability

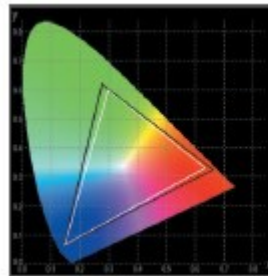
Images can be projected over a full 360° range along the projector's horizontal axis, including reproduction onto a ceiling or floor.

Edge-blending controls

No two projectors are completely identical. When performing edge-blend projects using multiple projectors, it can be difficult to achieve good results if the images do not match. The WU630 incorporates the following features to ensure high quality and consistent results:

Colour matching

The WU630 has a full 3-axis colour matching system, which, when combined with accurate measurements, can create seamless blends every time.



Projector security

The WU630 features a Kensington lock slot and a security bar as physical deterrents against theft of the unit. In addition, a PIN code can be set to further improve security. Operation of the projector is then not possible without first entering the correct code.

WU630 Specification

Display Technology	1 x 0.67" DLP® chip, DarkChip3™
Native Resolution	WUXGA 1920 x 1200
Brightness ¹ (Bright Mode)	6200 centre lumens (6000 ANSI)
Contrast	4400:1 (1150:1 full on / full off)
ANSI Contrast	250:1
Lamp Life ² Eco/Bright	2000/1500 (hrs)
Lens Options	A15 - Short zoom, 0.75 - 0.95 (1.26x zoom) A01 - Wide zoom, 0.95 - 1.22 (1.28x zoom) A02 - Standard zoom, 1.22 - 1.53 (1.25x zoom) A03 - Long zoom, 1.53 - 2.92 (1.9x zoom) A13 - Extra-long zoom, 2.90 - 5.50 (1.9x zoom)
Throw Ratio	0.75 to 5.50 (dependent upon lens)
Zoom Type	Motorised
Lens Shift	Vertical: ±50%, Horizontal: ±15%
I/O Connectors	HDMI V1.3, DVI-D, VGA (YPb/Pr), 5 BNC, Composite, VGA Out, RJ45, RS-232, 12V Trigger
Keystone Correction	Vertical ±20°, Horizontal ±20°
Weight (kg)	13.9
Dimensions (W x D x H) (mm)	453 x 390 x 206mm (without protrusions)
Aspect Ratio	16:10 native, 16:9 and 4:3 compatible
Projection Distance	0.75m - 35.5m (dependent upon lens)
Projection Lens	Five lens options - no lens supplied as standard
Uniformity	90%
Maximum Resolution	WUXGA (1920 x 1200)
Computer Compatibility	WUXGA, HD, UXGA, WXGA, SXGA+, SXGA, XGA, SVGA, VGA Resized, VESA, PC and Macintosh Compatible
Video Compatibility	PAL (625/576i/p), SECAM, NTSC (525/480i/p), HDTV (720p, 1080i/1080p)
Horizontal Scan Rate	15kHz to 100kHz
Vertical Scan Rate	25Hz to 85Hz
Displayable Colours	16.7 million
Noise Level (Eco mode)	35dB (Eco mode), 39dB (Bright mode)
Power Supply	100 - 240V AC, 50 – 60Hz
Power Consumption	580W Bright mode, 450W Eco mode, <0.5W Standby
Lamp Type	465W
Operating Conditions	5°C - 40°C, 85% max humidity, 3000m max altitude
Operating Temperature	0m to 750m: 5°C - 40°C 750m to 1500m: 5°C - 35°C 1500m to 3000m: 5°C - 30°C
Heat Dissipation	1980 BTU/hr
Security	Kensington Lock port, security bar, PIN code
On Screen Display	9 Languages: English, German, French, Italian, Spanish, Russian, Japanese, Korean, Simple Chinese
Remote Control	Infra-red remote control
Standard Accessories	AC mains power cable, VGA cable, Remote control handset, 'AAA' batteries, User manual CD, Quick start card, WEEE card, Warranty card
Optional Wireless	No
360° Operation	Yes (around vertical axis)
Portrait Mode	No
Colour Wheel	6 segment RGBCYW
Warranty	3
Conformances	CE, TUV-GS, CB
RoHS	RoHS and WEEE
Projection method	Front, rear, ceiling mount, table-top, 360° (vertical axis)
Features	5x optional lens, motorised lens shift, 360° operation

Lens options

					
Optoma Model Number	A15	A01	A02	A03	A13
Lens Name	Short Zoom	Wide Zoom	Standard	Long Zoom	Extra-Long Zoom
Throw Ratio	0.75 - 0.95	0.95 - 1.22	1.22 - 1.53	1.52 - 2.92	2.90 - 5.50
Zoom ratio	1.26x	1.28x	1.25x	1.9x	1.9x
F Number	2.30 - 2.53	2.30 - 2.57	2.00 - 2.32	2.30 - 3.39	2.30 - 2.74
Zoom and Focus Adjustment	11.11 - 14.06mm	14.03 - 17.96mm	18.07 - 22.59mm	22.56 - 42.87mm	42.60 - 80.90mm
Focal Length (f) mm	Motorised zoom, motorised focus				
Throw Distance (m)	0.81m - 6.13m	1.02m - 7.88m	1.31m - 9.89m	1.65m - 18.87m	3.13m - 35.53m
Projected Image Size	50" - 300" diagonal (108 x 67cm to 646 x 404cm)				
Motorised Lens Shift	Limited Range		Vertical: +/-50% offset, Horizontal: +/- 15% offset		
Brightness Ratio	93%	87%	100%	85%	93%

Throw distance chart

Diagonal image size (Inch)	Image width (m)	Image height (m)	A15 - Short Zoom		A01 - Wide Zoom		A02 - Standard		A03 - Long Zoom		A13 - Extra-Long Zoom	
			Min (m)	Max (m)	Min (m)	Max (m)	Min (m)	Max (m)	Min (m)	Max (m)	Min (m)	Max (m)
50	1.08	0.67	0.81	1.02	1.02	1.31	1.31	1.65	1.65	3.14	3.12	5.92
80	1.72	1.08	1.29	1.64	1.64	2.10	2.10	2.64	2.64	5.03	5.00	9.48
100	2.15	1.35	1.62	2.05	2.05	2.63	2.63	3.30	3.30	6.29	6.25	11.85
120	2.58	1.62	1.94	2.46	2.46	3.15	3.15	3.95	3.95	7.55	7.50	14.22
150	3.23	2.02	2.42	3.07	3.07	3.94	3.94	4.94	4.94	9.43	9.37	17.77
200	4.31	2.69	3.23	4.09	4.09	5.26	5.26	6.59	6.59	12.58	12.49	23.69
250	5.38	3.37	4.04	5.12	5.12	6.57	6.57	8.24	8.24	15.72	15.62	29.62
300	6.46	4.04	4.85	6.14	6.14	7.88	7.88	9.89	9.89	18.87	18.74	35.54

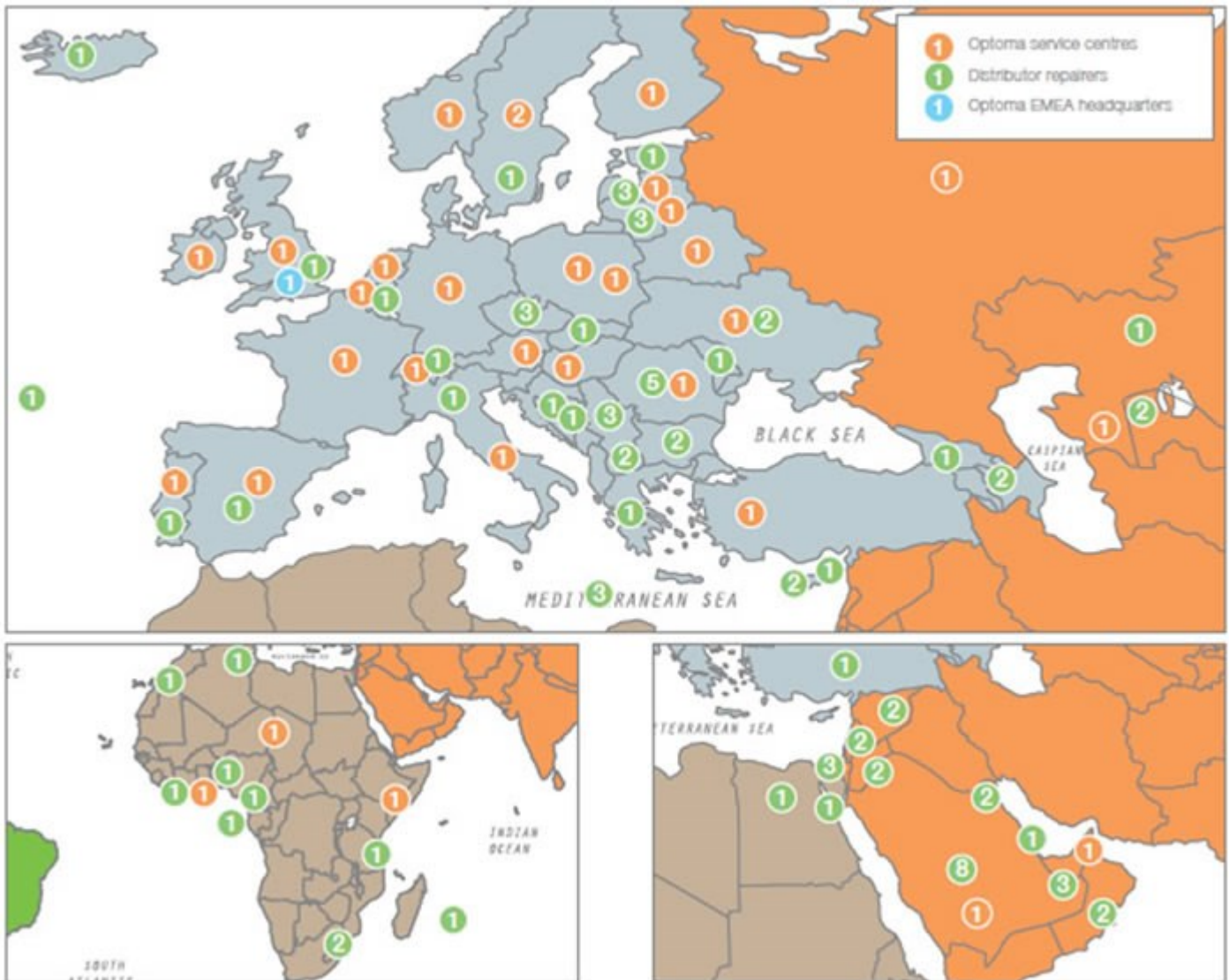
Service, support and warranties

ProScene Certified Partners

Optoma understands that for ProScene customers, their high specification projector must be of exceptional quality and that the level of support and expertise provided by AV installers and integrators must also be of the highest calibre. To maintain this standard throughout, we have selected only the very best from within the AV industry to become ProScene Certified Partners.

These rigorously selected partners understand your specific requirements and perhaps as importantly, they have direct access to the specially trained Optoma support and service teams. Our dedicated experts are available from the initial design and planning phase of a project, right through to the installation stages and beyond. Through our partners, you will have access to one of the most comprehensive projector service networks in Europe.

Choosing your ProScene projector is just the start. Total support and service excellence are at the core of the ProScene philosophy, ensuring industry-leading dedication to delivering the highest standard of expertise from Optoma and from our Certified Partners.



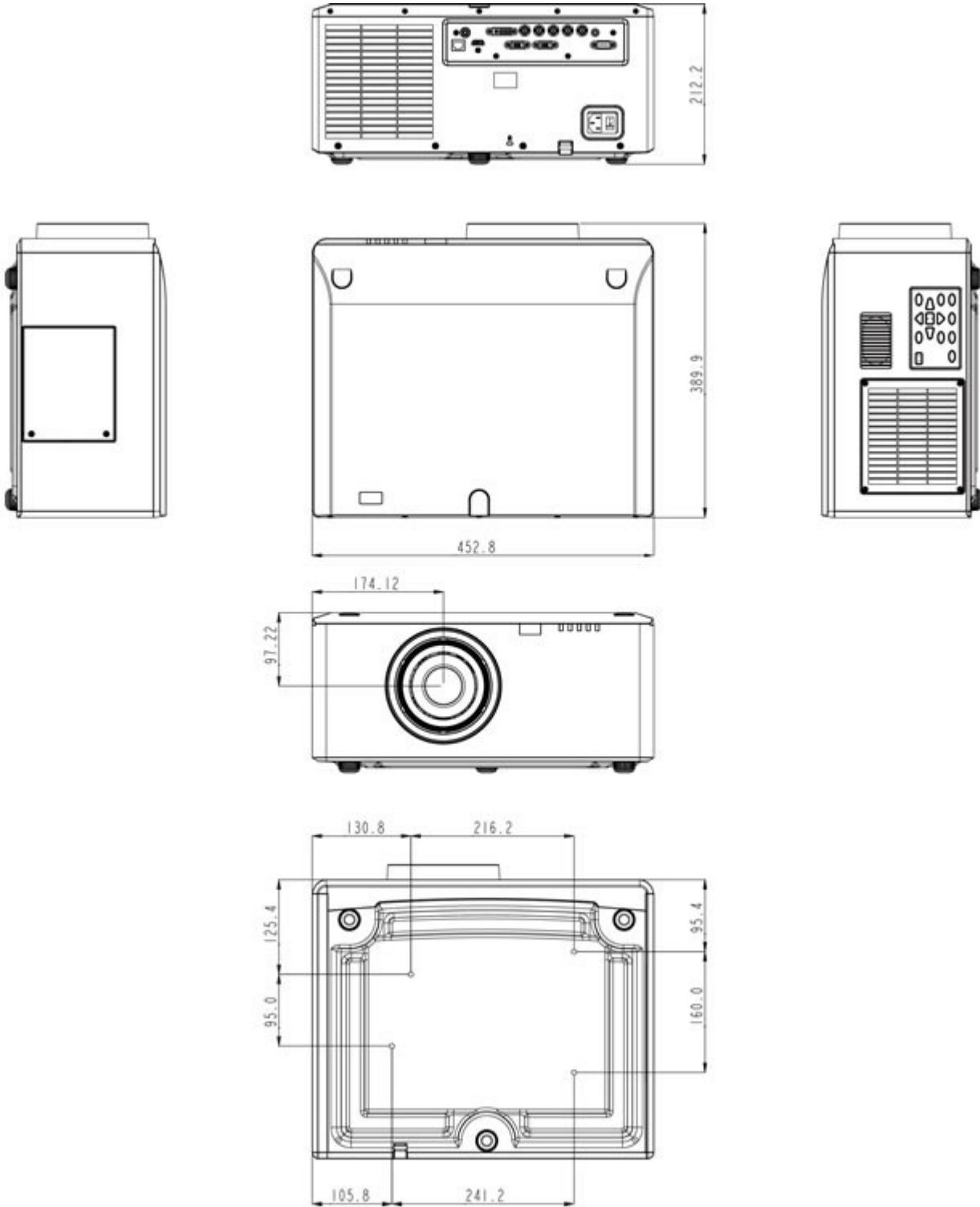
Standard and optional warranties

In addition to our Standard Warranty, we offer a range of optional warranty and preventative maintenance service packages – see website for details.

Training

Our training courses are developed and tutored by the ProScene technical services team. This ensures Certified Partners have access to expert knowledge of ProScene products and tutors who are familiar with the real-world scenarios faced by our partners.

Dimensions





Optoma Europe Ltd.

42 Caxton Way, Watford Business Park, Watford, Hertfordshire, UK. WD18 8QZ

www.optoma.co.uk

¹Lamp based projectors brightness and lifetime will vary depending on selected projector mode, environmental conditions and usage. As is common with all lamp based projectors, brightness will decrease over the lamp lifetime. LED projectors do not have a replaceable lamp and the brightness does not decay significantly over the product lifetime.

²Typical lamp life achieved through testing. Will vary according to operational use and environmental conditions

18/05/2016 11:27