

# WUXGA Professional Installation Laser Projector

ZU860



4K HDR-compatible, high brightness interchangeable lens projection



- Sharp and bright 8,500 lumens image
- WUXGA native resolution
- 4K UHD HDR (HDMI 2.0) input compatible
- Integrated edge-blending and image warping
- Interchangeable lens options with 24/7, 360° and portrait mode operation
- Robust connectivity, including HDMI, DVI-D, HDBaseT, 3G-SDI
- DuraCore: maintenance-free laser light source up to 30,000 hours (Eco)

PRO|SCENE



Outfit complex installations with the WUXGA, 8,500 lumens Optoma ProScene ZU860 4K HDR-compatible professional installation projector engineered for large meeting rooms, auditoriums, museums, houses of worship and broadcast environments. Its DuraCore laser light source features an IP5X-certified optical engine for 30,000 hours (Eco) of maintenance-free light source life.

Integrated image warping, blending, four corner adjustment and lens position memory simplify complex installations. A variety of premium lens options, motorized lens-shift, zoom and focus with 360° and portrait operation ensure installation flexibility for virtually all needs.

Compatibility with 4K HDR sources enable connectivity to the latest video sources for incredible colors and image details. HDMI 2.0, HDBaseT and 3G-SDI inputs provide connectivity to digital video sources while LAN and RS232 enable control via Crestron, Extron, AMX or Telnet.

## CONNECTIVITY (May require optional accessories)



Computers



Smart Phones



Tablets




3D Blu-ray/DVD Players



Camcorders



Apple TV®



Chromecast™

# WUXGA Professional Installation Laser Projector - ZU860

## OPTICAL/TECHNICAL SPECIFICATIONS

Display Technology	Texas Instruments 0.67" WUXGA DMD
Native Resolution	WUXGA (1920 x 1200)
Maximum Resolution	4K (4096 x 2160, 30Hz)
Brightness	8,500 ANSI lumens
Contrast Ratio	2,000,000:1 (Extreme black enabled) 2000:1 (full on/full off)
Displayable Colors	1.07 billion
Light Source Life*	Up to 30,000 hrs (Eco)
Light Source Type*	DuraCore Laser
Projection Method	Front, rear, ceiling mount, table top, 360° and portrait mode operation capable
Keystone Correction	±20% vertical / horizontal
Geometry	Built-in warping, four-corner adjustment
Lens Shift	Dependent on installed lens (lens not included)
Uniformity	90%
Aspect Ratio	16:10 (native), 16:9 and 4:3 compatible
Throw Ratio	0.36:1~5.5:1 (dependent on installed lens) (lens not included)
Projection Distance	2.6'~115' (0.8 ~35 m)
Image Size	50" - 300" (dependent on installed lens)
Projection Lens	BX-CTA16: 0.36:1 BX-CTA15: 0.75-0.95:1 BX-CAA01: 0.95-1.22:1 BX-CAA06: 1.22-1.52:1 BX-CAA03: 1.52-2.92:1 BX-CTA13: 2.90-5.50:1 BX-CTADOME: Dome projection
Optical Zoom	1.25x - 1.9x (dependent on installed lens)
Digital Zoom	0.8 - 2.0x
Blending	Yes
Noise Level	32db
Remote Control	Full function remote
360 degree and Portrait mode operation	Front, rear, ceiling mount, table top, 360° and portrait mode operation capable
Operating Temperature	41~104°F (5~40°C), 85% max humidity
Power Supply	AC input 100 - 240V, 50 - 60 Hz, auto-switching
Power Consumption	655W (Bright), 310W (Eco), standby < 0.5W
High Altitude	Operating temperature at sea level up to 10,000 feet = 104° F (max); Must manually switch to high altitude mode from 5,000 feet and above (using OSD menu) to maintain optimal functionality

## COMPATIBILITY SPECIFICATIONS

Computer Compatibility	VGA (60Hz/70Hz), SVGA (56Hz, 60Hz, 72Hz, 75Hz), WXGA 1280x768 (60Hz, 75Hz and 120Hz), WXGA 1280x800 (60Hz, 75Hz, 120Hz), WXGA 1280x960 (60Hz, 75Hz), WXGA 1360x678 (60Hz), WXGA+ (60Hz, 75Hz), SXGA (60Hz, 75Hz), SXGA+ 1400x1050 (60Hz), SXGA+1600x900 (60Hz), SXGA+ 1600x1024 (60Hz), UXGA 1600x1200 (50Hz, 60Hz, 65Hz, 70Hz, 75Hz), UXGA 1680x1050 (60Hz), HDTV(1080p), WUXGA 1920x1200 (60Hz), WUXGA 1920x1440 (60Hz) 1440p, 4K UHD 2160p (24Hz, 30Hz), 4096x2160 (24Hz,30Hz)
Video Input Compatibility	PAL, SECAM, 576i (50Hz), 576p (50Hz), NTSC, 480i (60Hz), 480p (60Hz), HDTV 720p (50Hz, 60Hz, 75Hz), 1080i (50Hz, 60Hz), 1080p (24Hz, 30Hz, 50Hz, 60Hz, 120Hz for 3D), 4K UHD 2160p (24Hz, 30Hz, 50Hz, 60Hz)
3D Compatibility <sup>†</sup>	Supports all HDMI 1.4a mandatory 3D formats (Frame pack, side-by-side, top-bottom) and up converts frame rate from 60Hz to 120Hz or 24Hz to 144Hz (i.e. 60 or 72 frames per eye). 3D glasses are needed and are sold separately. Refer to user manual for details.
Vertical Scan Rate	50- 85 Hz (120Hz for 1080p 3D feature projector)
Horizontal Scan Rate	15.375-91.146 KHz
User Controls	Complete on-screen menu adjustment in 27 languages
I/O Connection Ports	2x HDMI 2.0b (HDCP 2.2), 1x DVI-D, 1x VGA (D-sub 15pin) (VGA or component), 1x HDBaseT, 1x 3G-SDI, 1x 3D sync, 1x VGA out (support VGA loop through to monitor) (monitor out), 1x 3D sync out, 1x 12V trigger
Control	1x RS-232c, 1x wired remote in (3.5mm phone jack), 1x USB (for Wi-Fi adapter), 1x mini USB (service), 1x RJ45 (LAN)

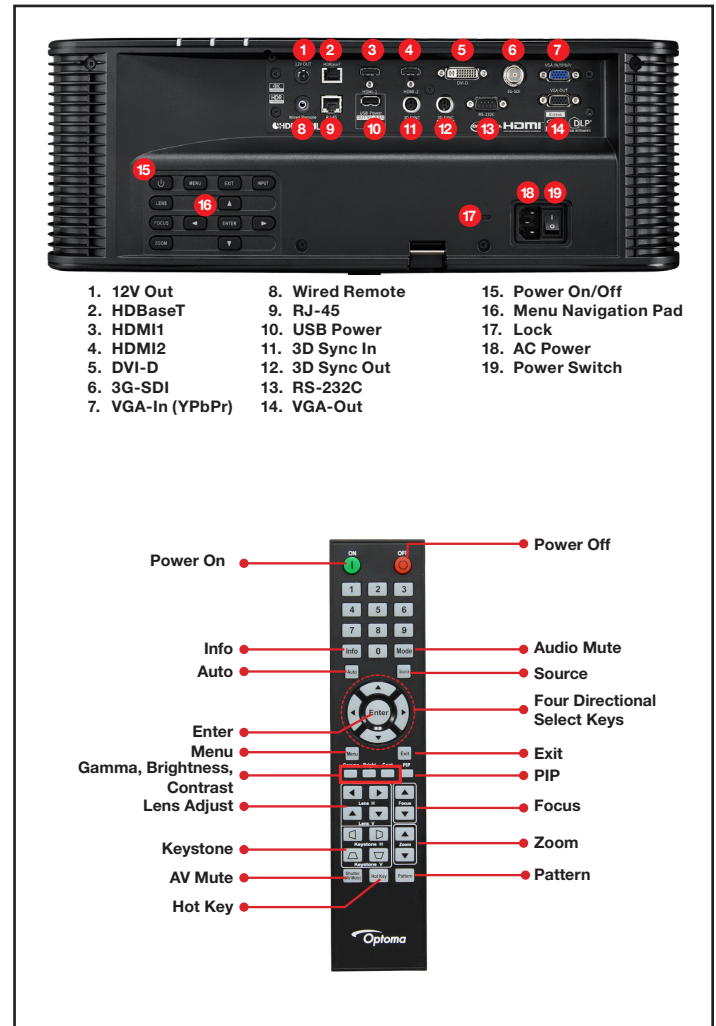
## PHYSICAL SPECIFICATIONS

Security	Kensington® lock port, password (OSD)
Weight	38.8 lbs (w/out lens)
Dimensions (W x H x D)	19" x 7.7" x 20.7" (482mm x 195mm x 525mm - with elevators)

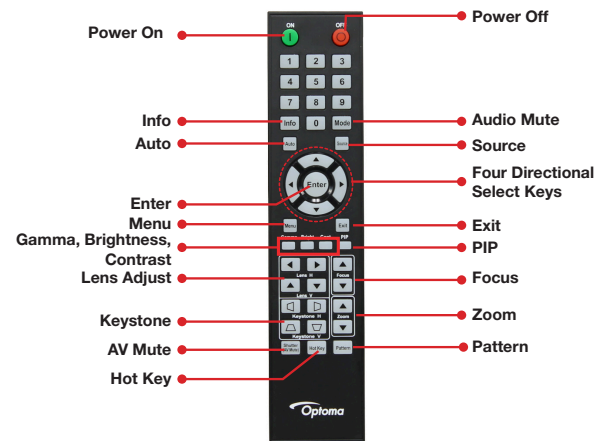
\*Light source life is dependent on brightness mode, display mode, usage, environmental conditions and more. Light source brightness can decrease over time.

<sup>†</sup>Watching 3D projection while wearing 3D glasses for an extended period of time may cause headaches or fatigue. If you experience a headache, fatigue or dizziness, stop viewing the 3D projection and rest.

Portrait orientation must follow the recommended positions. Please consult the user manual for further information.



- |                   |                 |                         |
|-------------------|-----------------|-------------------------|
| 1. 12V Out        | 8. Wired Remote | 15. Power On/Off        |
| 2. HDBaseT        | 9. RJ-45        | 16. Menu Navigation Pad |
| 3. HDMI1          | 10. USB Power   | 17. Lock                |
| 4. HDMI2          | 11. 3D Sync In  | 18. AC Power            |
| 5. DVI-D          | 12. 3D Sync Out | 19. Power Switch        |
| 6. 3G-SDI         | 13. RS-232C     |                         |
| 7. VGA-In (YPbPr) | 14. VGA-Out     |                         |



### Warranty

5-year or 12,000 hour light source warranty (whichever comes first), 3-year parts and labor limited warranty on the projector.

### What's in the Box

ZU860 projector, AC power cord, VGA to VGA cable, remote control, batteries for remote, quick start guide

### Optional Accessories

Universal ceiling mount, remote, interchangeable lenses, QuickCast Pro 4K

### Accessory Part Numbers

Ceiling mount: BM-9011N  
Remote: BR-3074W  
QuickCast Pro 4K HDMI starter kit: QCP-SK-4K-HDMI

### Lenses

BX-CTA16: 0.36:1  
BX-CTA15: 0.75-0.95:1  
BX-CAA01: 0.95-1.22:1  
BX-CAA06: 1.22-1.52:1  
BX-CAA03: 1.52-2.92:1  
BX-CTA13: 2.90-5.50:1  
BX-CTADOME: Dome projection

UPC 796435 44 379 5

