

PLUS

CleanBoard Electric Eraser Instruction Manual CLB-500EE

Before using the Electric Eraser, read this manual carefully.
Keep the manual in a safe place for future use.

The package contains	
Eraser	1 piece
AAA alkaline battery [for operation check]	2 pieces
Instruction Manual	1 copy

WARNING

- The eraser contains magnets. Refrain from using this board if you use medical device such as pacemaker, ICD, etc. that can be affected with magnet. Data in a magnetic medium such as magnetic card may also be damaged if the eraser is placed close to it. Do not place the eraser near watches and mobile phones etc. as it may interfere with their normal operations or cause malfunction.

CAUTION : The proper handling of Alkaline batteries

- Be sure to use AAA alkaline batteries. The product may not work properly if non-alkaline batteries are used.
- Do not use different types of used and new or different brands of batteries together.
The use of a mixture of different types or brands of battery, or of used and new batteries even of the same brand or type, may result in heat generation, leakage, explosion, or fire.
- Do not open or close the battery cover or insert or take out the batteries when the main unit or your hand is wet. Doing so may cause a malfunction.
- Do not use batteries that are damaged or those whose cover have peeled off.
- Do not recharge Alkaline batteries.
- Dispose of used batteries in accordance with the regulations and laws of the area you live in.

Precautions when using an electric eraser

- After you finish erasing, store the eraser in the eraser holder of the CleanBoard main unit.
- Do not move the eraser quickly.
- Do not press the eraser hard against the writing surface.
- Do not peel off the (gray) felt material pasted to the base of the main unit.
- Do not disassemble, modify or repair. This may result in injuries or malfunctions.

• To use the electric eraser safely

FCC Information (for USA only)

This device complies with Part 15 of the FCC Rules.

Operation is subject to the following two conditions:

- (1) This device may not cause harmful interference, and
- (2) This device must accept any interference received, including interference that may cause undesired operation.

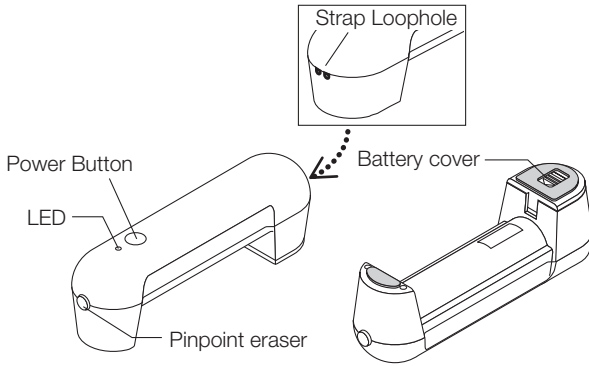
WARNING

- If foreign objects such as water or metal chips were to enter the product, stop using immediately and remove the batteries. Continued use may result in injuries or a malfunction, fire or electric shock.
- If the product gets hot, or if smoke or odors appear, stop using the product immediately and remove the batteries. Subsequently, contact your dealer. Continued use may result in injuries or a malfunction, fire or electric shock.
- Do not drop or hit the product. If it is damaged, stop using it immediately and remove the batteries. Failure to do so may result in injuries or a malfunction, fire or electric shock.
- Do not disassemble, repair or modify the eraser. This may result in injuries or cause a malfunction, fire or electric shock.
- If liquid leaking from the batteries gets into your eyes, or stains your skin or clothing, rinse the area immediately with plenty of water. Failure to do so may cause blindness or injury. Seek medical attention.
- Do not put the batteries into a fire. They may rupture and cause injury.
- Do not short circuit the batteries.

Caution

- Do not leave the product running with the power on or while pressing down the power button. This may cause liquid leakage, overheating, rupture, etc., resulting in damages to the main unit.
- Do not turn on the power switch when there are magnets and other metals around the eraser.
The eraser may not work properly (motor does not move).
- Remove the batteries when the product is not going to be used for a long period of time. If not, this may result in a fire or malfunction.
- If the product gets wet, it may cause a fire or electric shock.
- Do not use hot water, alcohol, benzene, thinner, etc. on the product as it may cause a malfunction or damages.
- Do not place the product near heating appliances or windows that are exposed to direct sunlight, or leave it outdoors or in a car in direct sunlight.

● Names of the parts

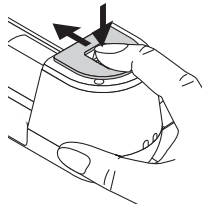


Battery Type: AAA alkaline battery x 2 pieces
Batteries are included. Check operation.

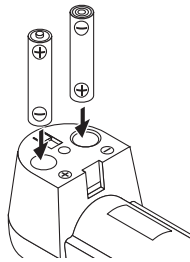
● Preparations before use

Battery Installation/Replacement

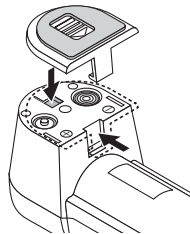
- (1) Push your finger in the direction of the arrow mark to slide the battery cover off.



- (2) Insert the AAA alkaline batteries as shown in the figure.
* Insert the batteries with the positive (+) and negative (-) poles in the correct direction.

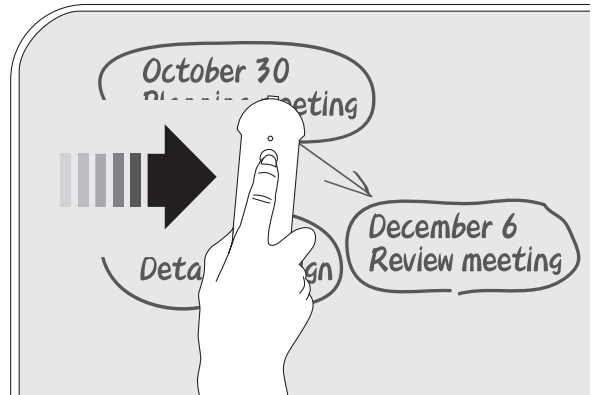


- (3) Attach the battery cover after inserting the batteries.



● How to use the electric eraser

- (1) Press the eraser lightly against the writing surface and move it slowly so that it slides while pressing the power button of the eraser body.

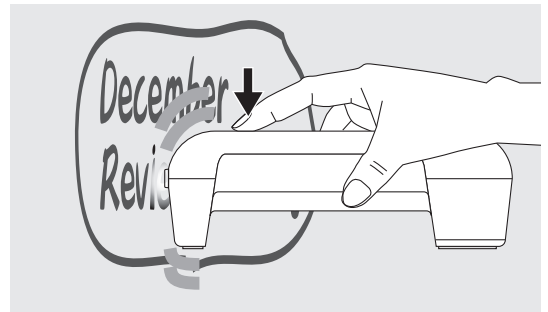


- (2) After you finished erasing, release the eraser from the writing surface of the CleanBoard and release your finger from the power button.

Keep the eraser in the eraser holder.

● How to use the electric eraser for pinpoint erasing

You can erase a narrow area such as a single character by holding down the power button and sliding the tip of the pinpoint eraser on the writing surface.



● Troubleshooting

Symptoms	Action
<ul style="list-style-type: none"> LED does not turn on even when the power switch is turned on Motor does not work even when the power switch is turned on 	<ul style="list-style-type: none"> Are the batteries depleted? Replace with new batteries. Have the positive and negative poles of the batteries been reversed? Insert the batteries correctly.
<ul style="list-style-type: none"> Motor does not work even though the power switch is turned on and the LED is lit 	<ul style="list-style-type: none"> Are there any magnets or metals around the eraser? Keep the eraser away from magnets and metals.

● Specifications

Battery Type: AAA alkaline battery x 2 pieces

Operating temperature : 5°C to 35°C

External dimensions (including protrusions) : W185 x D50 x H62 mm

Weight (including batteries) : About 258 g

- Please note that specifications are subject to change without notice for quality improvement purposes.

PLUS Corporation