

IM740P(-S)

In-wall Mount For 22"-40" Flat Panel Displays

Touchboards

205 Westwood Ave, Long Branch, NJ 07740
Phone: 866-94 BOARDS (26273) / (732)-222-1511
Fax: (732)-222-7088 | E-mail: sales@touchboards.com



FEATURES


- Installs between 16" (406mm) wood stud centers
- Stud-locating tabs adjust 1/4" (6mm) left to right to accommodate stud spacing
- Includes articulating mount for 22"-40" displays
- Convenient installation of power and cables with removable outlet receptacle and cable access plates
- Height adjustment points in box to set display in desired position
- VESA® 75, 100, 200 x 100 and 200 x 200mm compliant
- Can be inverted to position display to the right or the left



Display size: 22"-40"



Max load: 80lb (36kg)



SIMPLIFIED INSTALLATION

Stud locating tabs assist with a quick and easy installation

POWER, NO PROBLEM

Easily install an outlet with a built-in removable outlet receptacle

CLEAN APPLICATION

Integrated cable management provides ample space to run cables



Removeable outlet receptacle



Stud locating tabs



peerless-AV™

IM740P(-S) In-wall Mount for 22"-40" Flat Panel Displays

Product Specifications

	DIMENSIONS (W x H x D)	PRODUCT WEIGHT	LOAD CAPACITY	FINISH	AVAILABLE COLORS
IM740P(-S)	16.25" x 14.50" x 3.92"-15.97" (413 x 368 x 100-406mm)	18.3lb (8.3kg)	80lb (36kg)	Scratch resistant fused epoxy	IM740P: Gloss black IM740P-S: Gloss silver

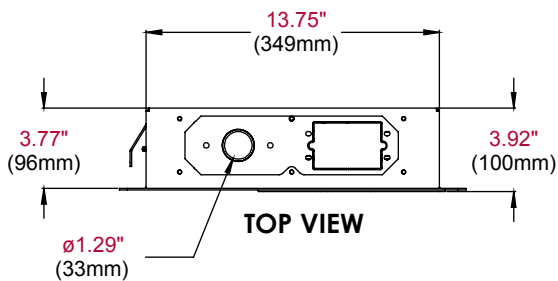
Package Specifications

	PACKAGE SIZE (W x H x D)	PACKAGE SHIP WEIGHT	PACKAGE UPC CODE	PACKAGE CONTENTS	UNITS IN PACKAGE
IM740P(-S)	21" x 4.25" x 22.4" (533 x 108 x 569mm)	22.63lb (57.4kg)	IM740P: 735029255178 IM740P-S: 735029255185	In-wall box, PA740 mount, mounting hardware	1

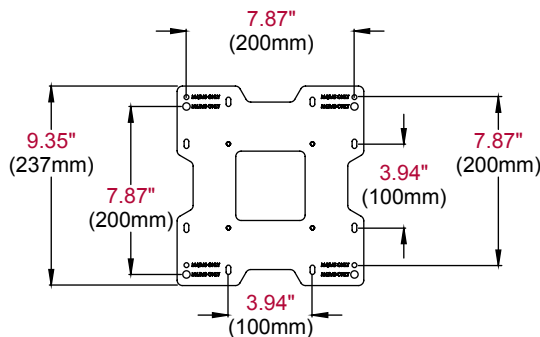


205 Westwood Ave, Long Branch, NJ 07740
Phone: 866-94 BOARDS (26273) / (732)-222-1511
Fax: (732)-222-7088 | E-mail: sales@touchboards.com

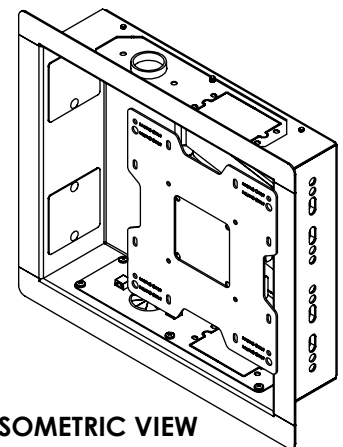
All dimensions = inch (mm)



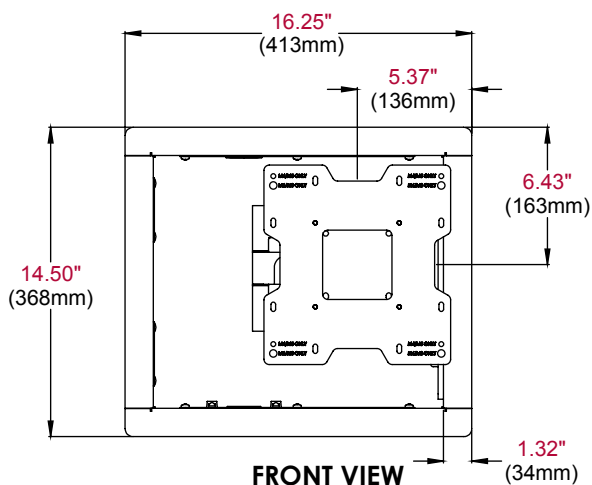
TOP VIEW



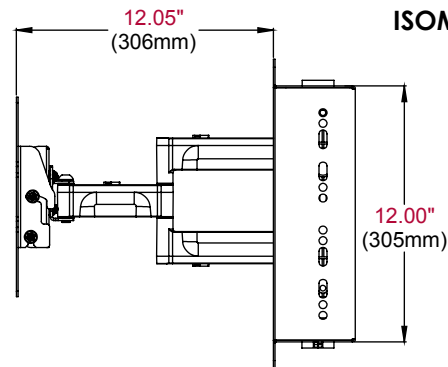
ADAPTER PLATE



ISOMETRIC VIEW



FRONT VIEW

SIDE VIEW
EXTENDED

ARCHITECTS SPECIFICATIONS

The In-wall mount shall be Peerless-AV models IM740P/IM740P-S and shall be located where indicated on the plans.
It shall feature adjustable 15° of forward tilt and 5° backward tilt.
It shall be constructed of heavy gauge cold rolled steel and finished with scratch resistant Black or Silver Fused Epoxy.
Assembly and installation shall be done according to instructions provided by the manufacturer.