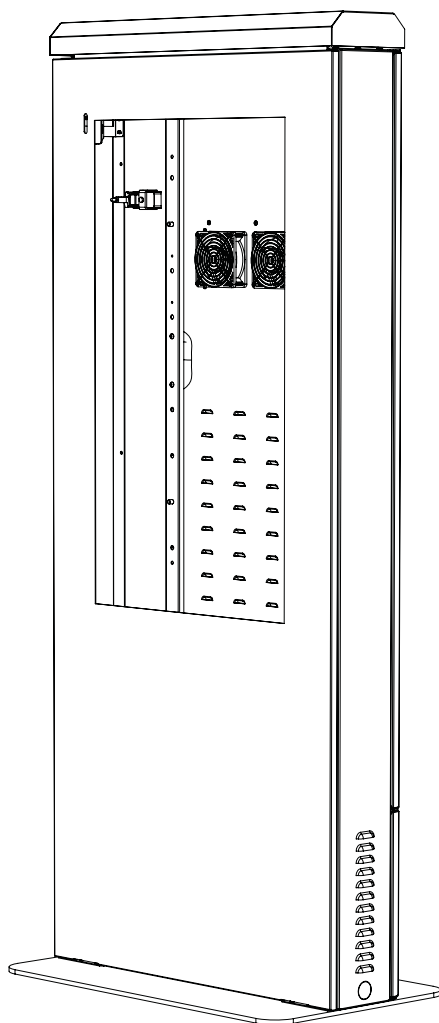




# KOP549-XTR, KOP555-XTR KOP549-S-XTR, KOP555-S-XTR



## ⚠ WARNING

ENG - Do not begin to install product until you have read and understood the instructions and warnings contained in this user guide. Always use an assistant or mechanical lifting equipment to safely lift and position equipment. This product must be installed onto flat, hard, level surface to prevent tipping. To reduce the risk of electric shock or fire, do not expose product to water or moisture. Be sure power cord is routed so that it will not be tripped on, stepped on, or pinched by heavy items. Avoid overloading electrical outlets or extension cords. Always disconnect the power cord from the power outlet when installing, servicing, or not using the product for an extended period of time. Do not block ventilation slots or fan exhaust on product. Blocking airflow could damage product. Arrange product to allow air to flow freely around product. Keep product away from direct sunlight or any source of heat. For support please call 800-4-SIGNAGE.

ENG Symbols



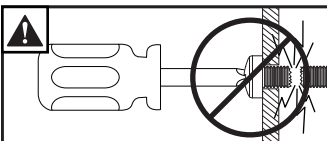
ENG WARNING



ENG Skip to step.



ENG Screws must get at least three full turns and fit snug.

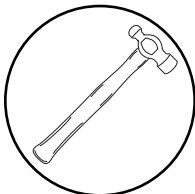
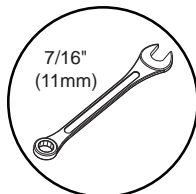
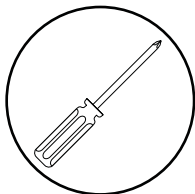


ENG Do not overtighten screws.



ENG Front of mount.

ENG Tools Needed for Assembly.



# Touchboards

205 Westwood Ave, Long Branch, NJ 07740

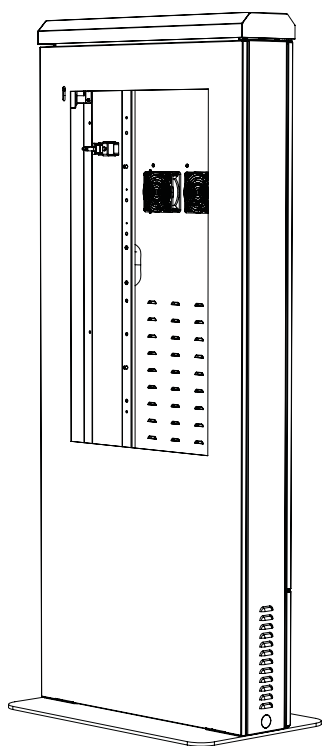
Phone: 866-94 BOARDS (26273) / (732)-222-1511

Fax: (732)-222-7088 | E-mail: [sales@touchboards.com](mailto:sales@touchboards.com)

**ENG** Parts (Before beginning, make sure you have all parts shown below).

**A (1)**

kiosk



**B (4)**

M5 x 12 mm



**C (4)**

M5 x 25 mm



**D (4)**

M6 x 12 mm



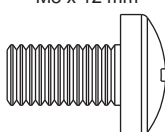
**E (4)**

M6 x 25 mm



**F (4)**

M8 x 12 mm



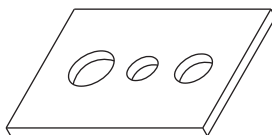
**G (4)**

M8 x 25 mm



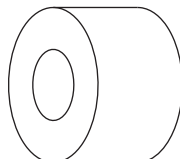
**H (4)**

M5/M4/M6 washer




**I (4)**

spacer



**J (2)**

key

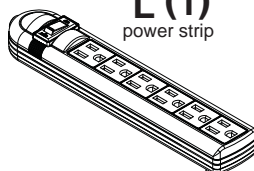


**K (1)**

T-wrench

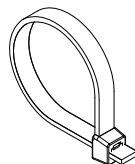
**L (1)**

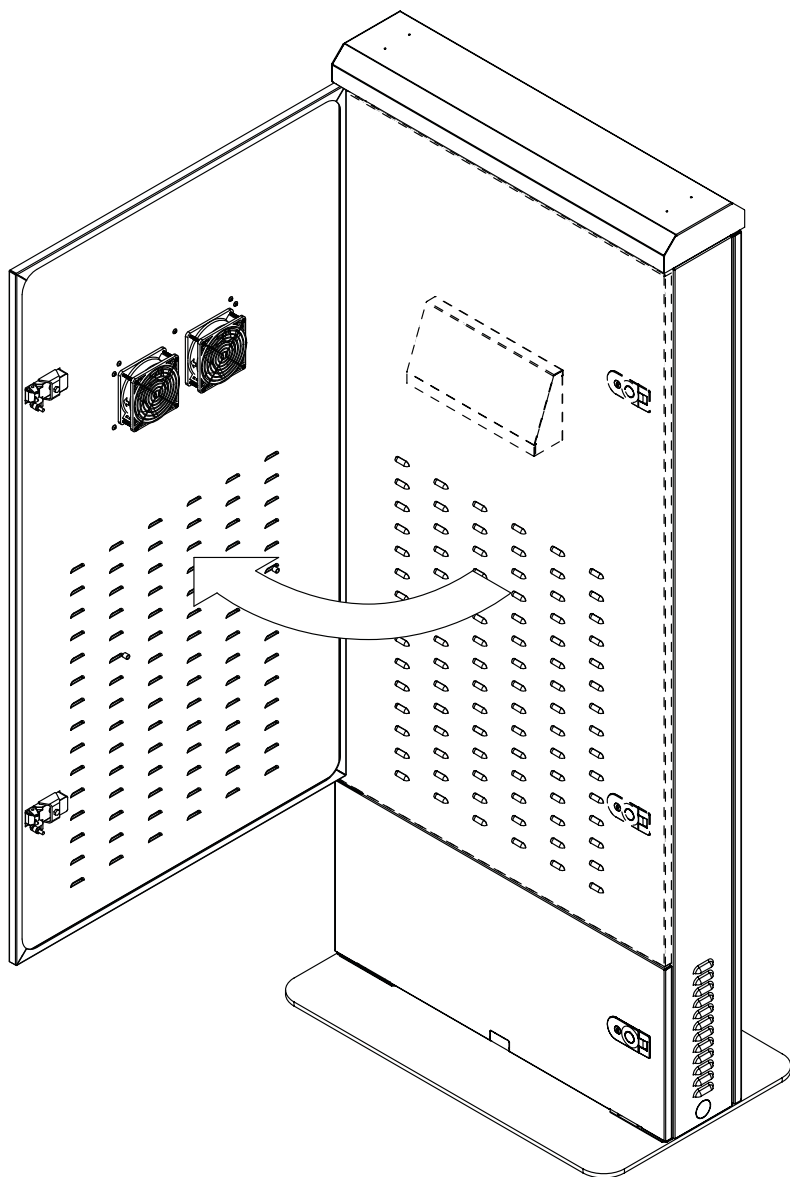
power strip

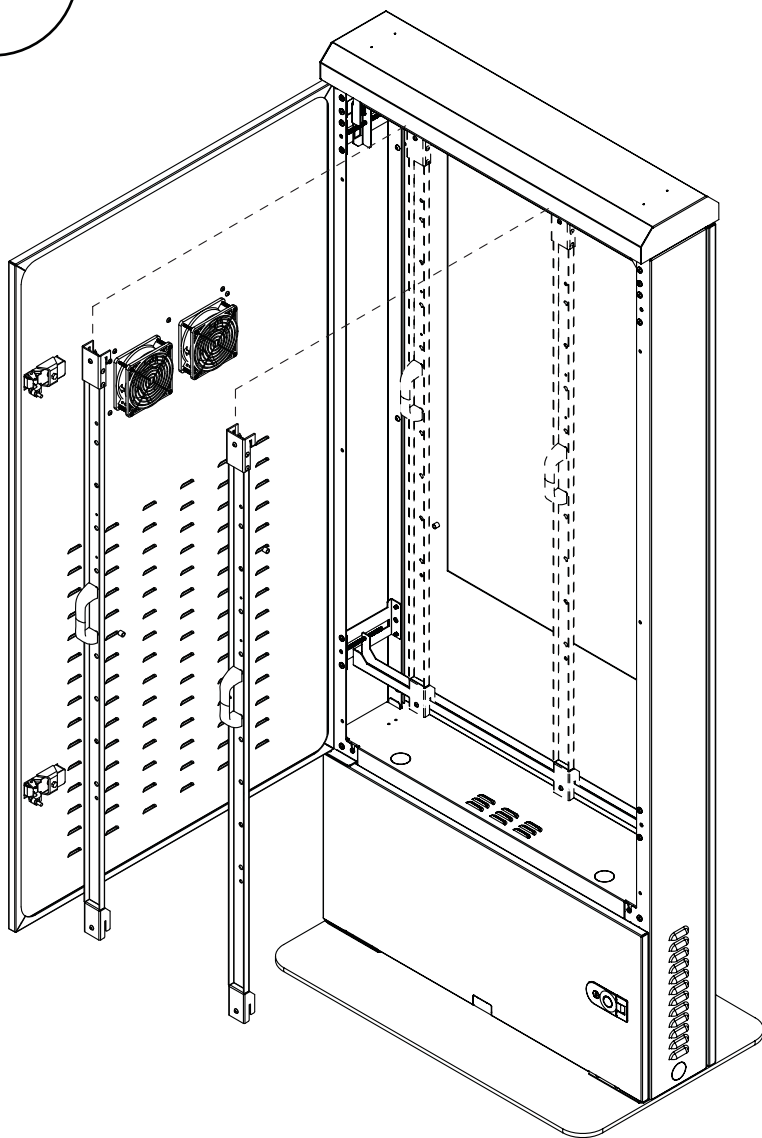


**M (6)**

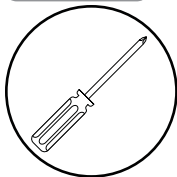
cable tie



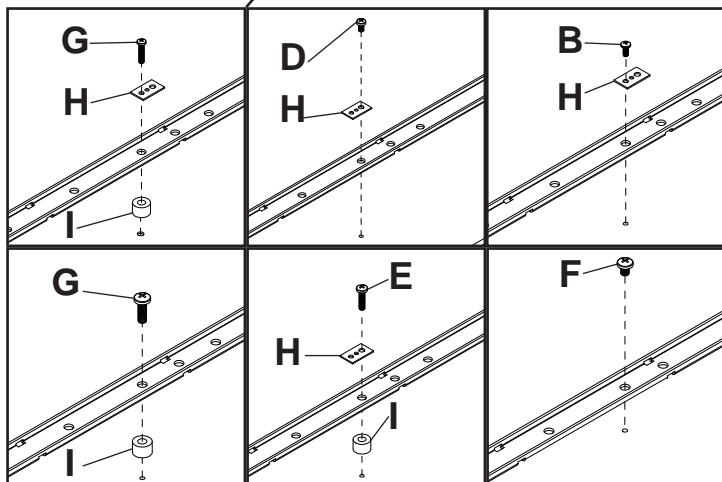
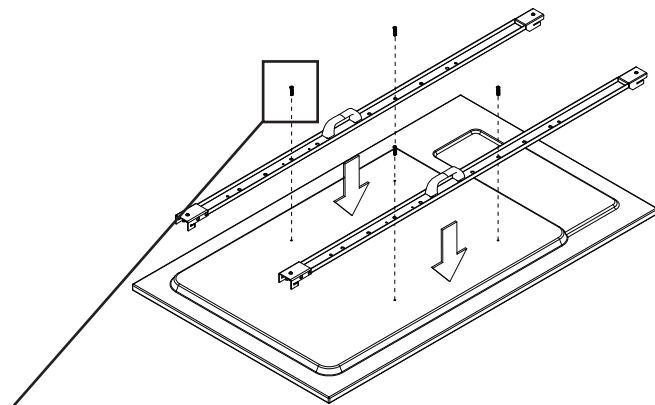
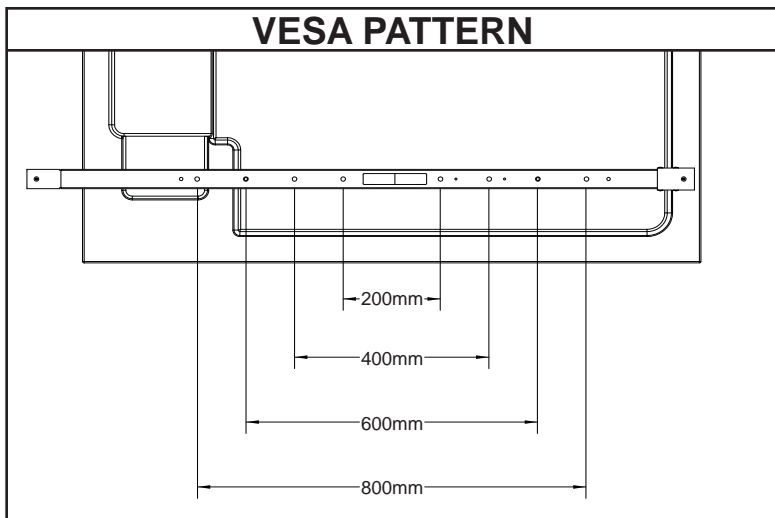




3

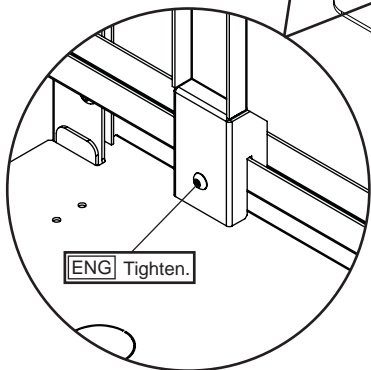
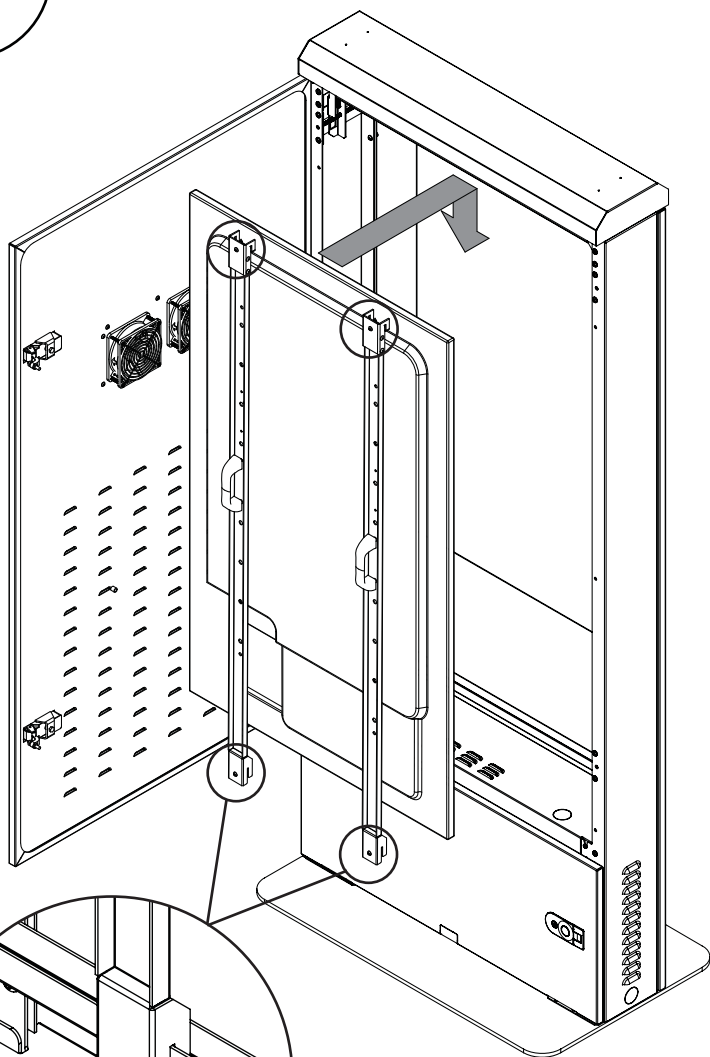
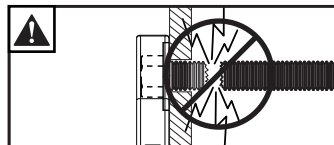


# VESA PATTERN

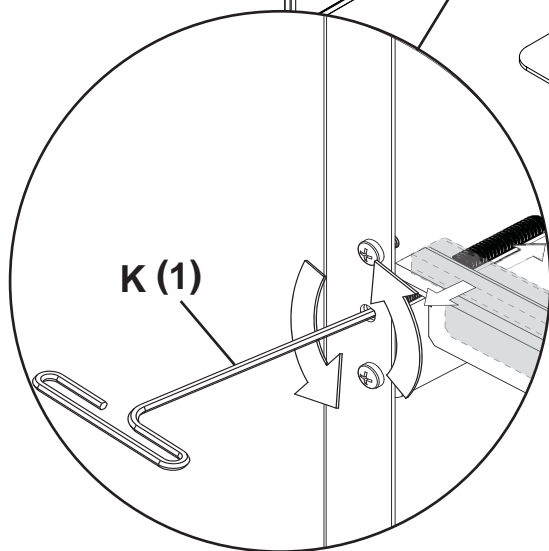
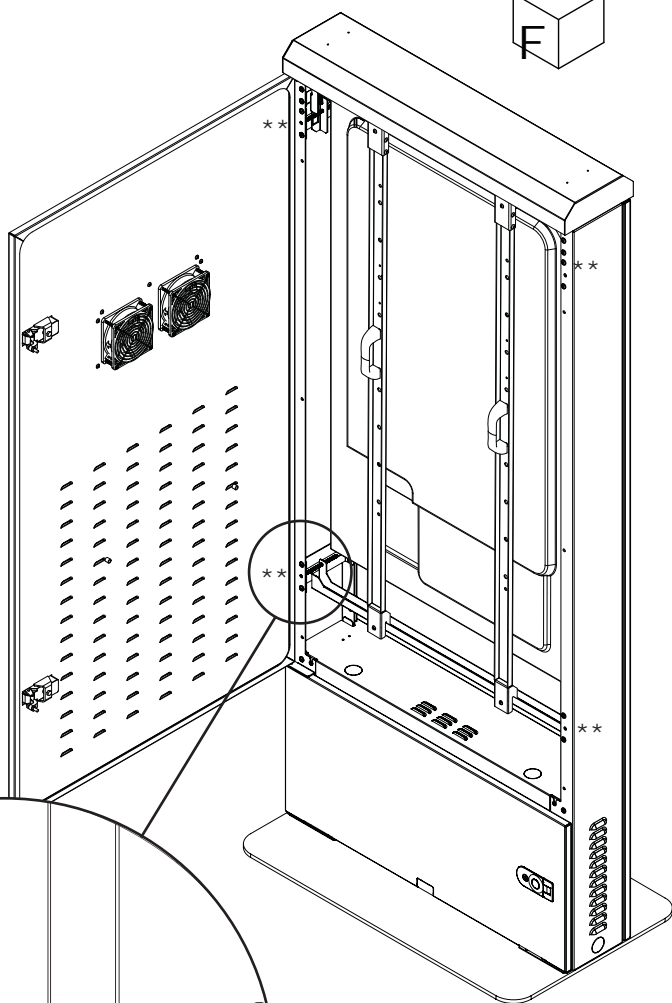
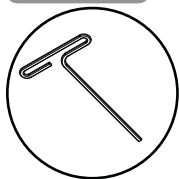


4

7/16"  
(11mm)

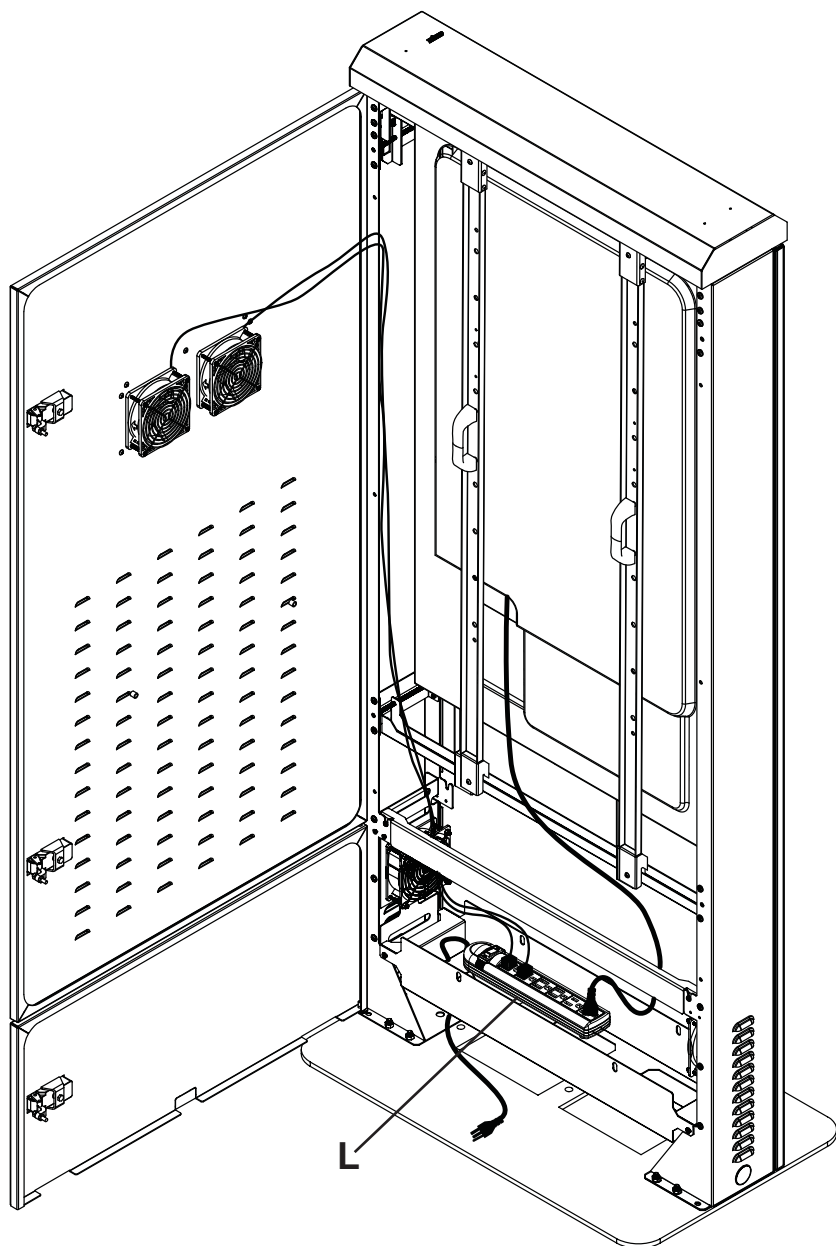


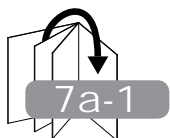
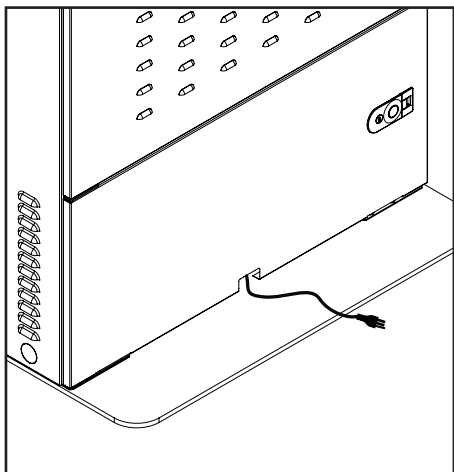
5



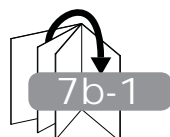
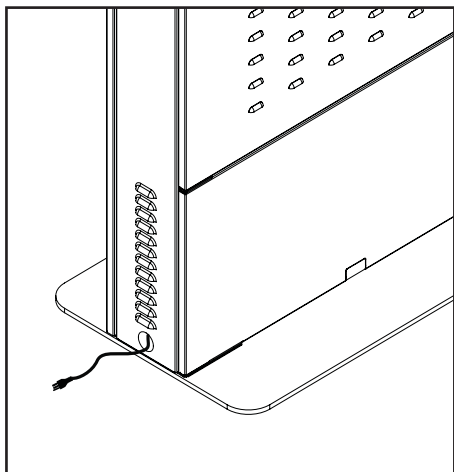
4 Places \*\*





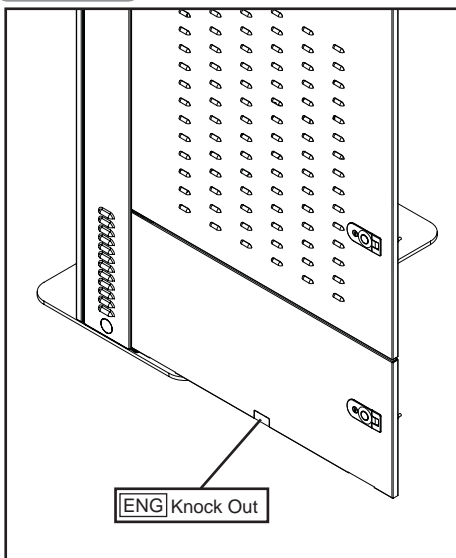


7a-1



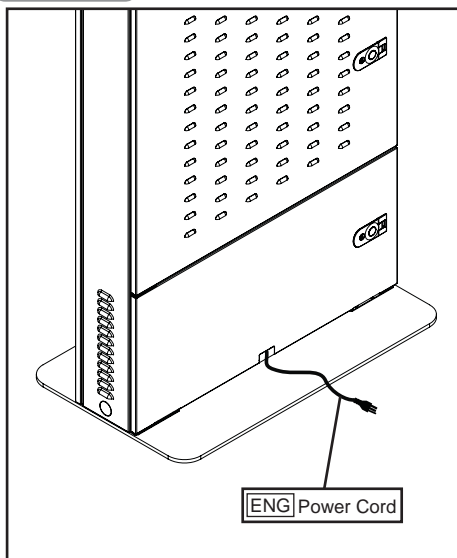
7b-1

7a-1



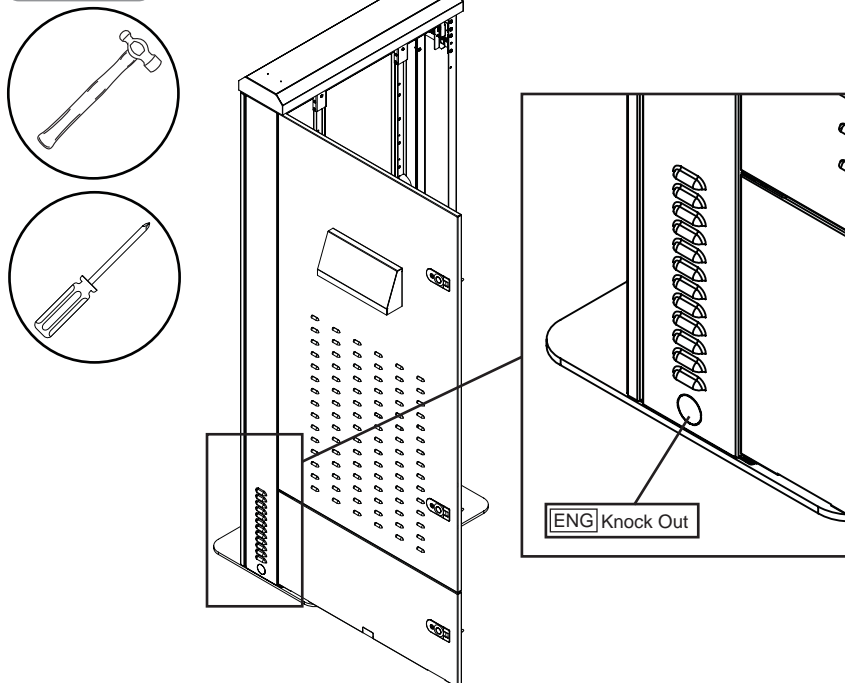
ENG Knock Out

7a-2

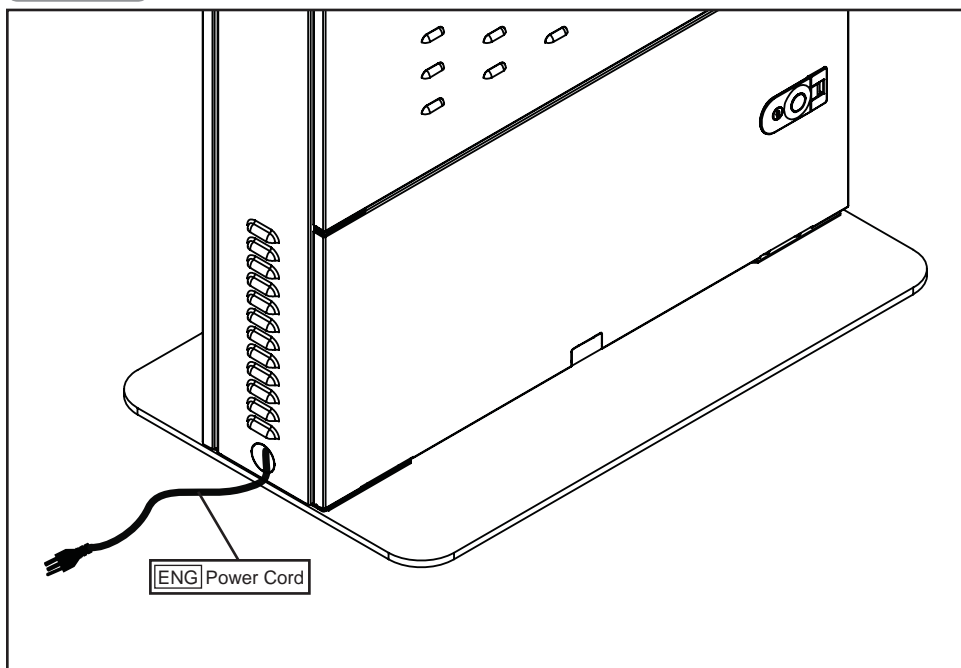


ENG Power Cord

7b-1



7b-2



## LIMITED FIVE-YEAR WARRANTY

Peerless Industries, Inc. ("Peerless") warrants to original end-users of Peerless® products will be free from defects in material and workmanship, under normal use, for a period of five years from the date of purchase by the original end-user (but in no case longer than six years after the date of the product's manufacture). At its option, Peerless will repair or replace, or refund the purchase price of, any product which fails to conform with this warranty.

**In no event shall the duration of any implied warranty of merchantability or fitness for a particular purpose be longer than the period of the applicable express warranty set forth above.** Some states do not allow limitations on how long a implied warranty lasts, so the above limitation may not apply to you.

This warranty does not cover damage caused by (a) service or repairs by the customer or a person who is not authorized for such service or repairs by Peerless, (b) the failure to utilize proper packing when returning the product, (c) incorrect installation or the failure to follow Peerless' instructions or warnings when installing, using or storing the product, or (d) misuse or accident, in transit or otherwise, including in cases of third party actions and force majeure.

**In no event shall Peerless be liable for incidental or consequential damages or damages arising from the theft of any product, whether or not secured by a security device which may be included with the Peerless® product.** Some states do not allow the exclusion or limitation of incidental or consequential damages, so the above limitation or exclusion may not apply to you.

This warranty is in lieu of all other warranties, expressed or implied, and is the sole remedy with respect to product defects. No dealer, distributor, installer or other person is authorized to modify or extend this Limited Warranty or impose any obligation on Peerless in connection with the sale of any Peerless® product.

This warranty gives specific legal rights, and you may also have other rights which vary from state to state.

Patent Pending



**205 Westwood Ave, Long Branch, NJ 07740**

**Phone: 866-94 BOARDS (26273) / (732)-222-1511**

**Fax: (732)-222-7088 | E-mail: [sales@touchboards.com](mailto:sales@touchboards.com)**

**peerless-AV®**

**Peerless-AV**  
2300 White Oak Circle  
Aurora, IL 60502  
Email: [tech@peerlessmounts.com](mailto:tech@peerlessmounts.com)  
Ph: (800) 865-2112  
Fax: (800) 359-6500  
[www.peerless-av.com](http://www.peerless-av.com)

© 2016, Peerless Industries, Inc.

**Peerless-AV Europe**  
Unit 3 Watford Interchange,  
Colonial Way, Watford, Herts,  
WD24 4WP, United Kingdom  
Customer Care  
44 (0) 1923 200 100  
[www.peerless-av.com](http://www.peerless-av.com)

© 2016, Peerless Industries, Inc.

**Peerless-AV de Mexico**  
Ave de las Industrias 413  
Parque Industrial Escobedo  
Escobedo N.L Mexico 66050  
Servicio al Cliente  
01-800-849-65-77  
[www.peerless-av.com](http://www.peerless-av.com)

© 2016, Peerless Industries, Inc.