



Get It Right with Kiosk Accessibility

Confused about the recent ADA accessibility updates and how they will affect your kiosk deployments? Let Peerless-AV help you Get It Right as we simplify the guidelines and what they mean for your business.

The primary concern regarding ADA accessibility pertains to the user and how he/she can interact with the components of your kiosk; this guideline in particular mostly refers to wheelchair users. The placement of various features of your kiosk, including the screen, must be at a level where they are easily accessible. Here are the 3 important variables that need to be considered:

✓ Height

The screen's interactive technologies must be placed at a height that is easily accessible to a wheelchair user.

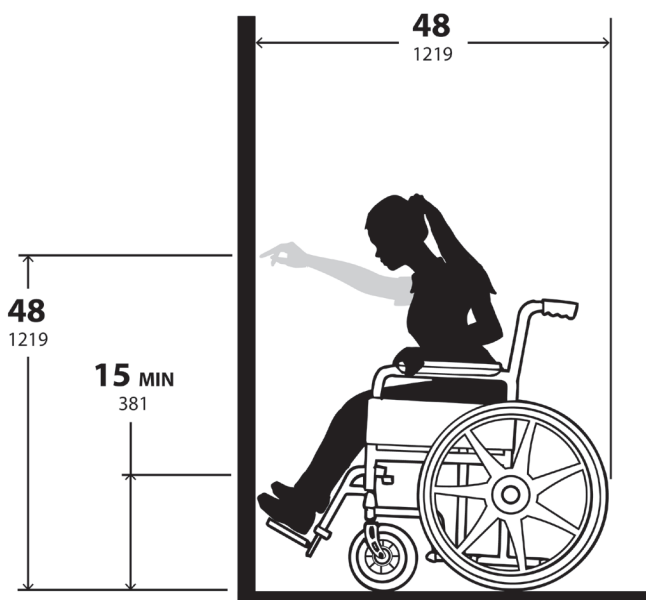
✓ Depth

The screen's interactive technologies should be placed within reach of a wheelchair user. For example, can the user easily reach the screen?

✓ Placement

The kiosk must be placed at an angle that will allow the wheelchair user to position themselves, either forward or sideways, to easily reach the screen or other interactive features, such as a printer or card swipe.

The placement of the kiosk determines the height and depth requirements you will need to follow. Here are the 2 position limitation categories:



✓ Forward Reach Limits

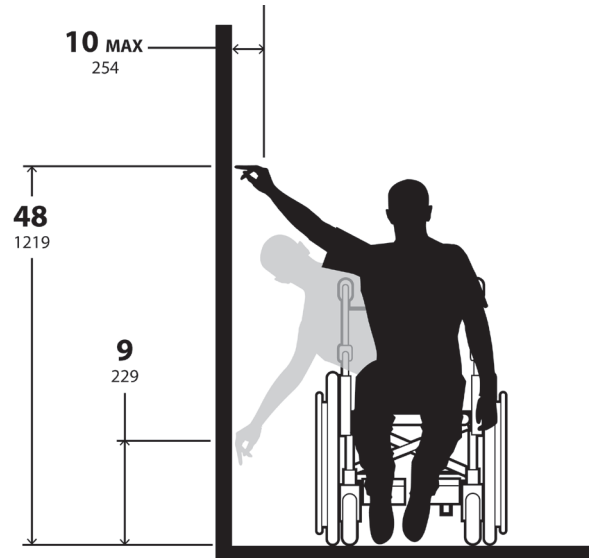
A kiosk that can be accessed by reaching forward, without obstruction, is required to have a minimum height of 15 inches and a maximum height of 48 inches.

A kiosk that is not easily accessible with forward reach, due to obstruction, is required to have a setback of 0-20 inches with a maximum height of 48 inches. However, the law does allow a setback of 25 inches, but the maximum height requirement lowers to 44 inches.

✓ Side Reach Limits

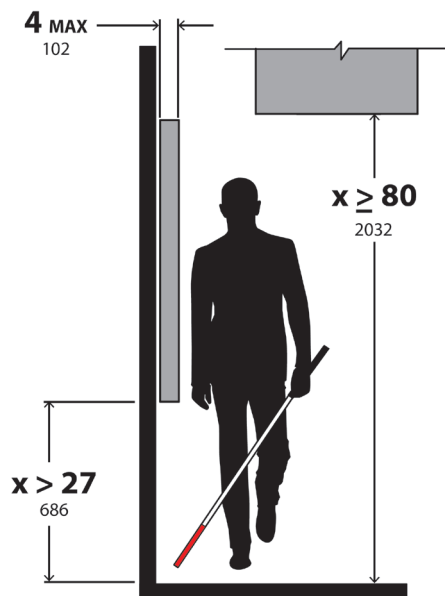
A kiosk that can be accessed by reaching sideways, without obstruction, is required to be a maximum height of 48 inches.

A kiosk that is not easily accessible by reaching sideways, due to obstruction, is required to have a setback of 0-10 inches with a maximum height of 48 inches. However, if the setback is 10-24 inches, then the maximum height of the touchscreen lowers to 46 inches.



It is also important to remember the ADA requirement for the blind and partially sighted, which is concerned with the kiosk being easily detectable by a cane.

If a kiosk is mounted on the wall, it is required to have a maximum depth of 4 inches from the wall and a minimum height of 27 inches with a maximum height of 80 inches.



Additional ADA requirements that could possibly apply are:

- Braille labeling on physical buttons and any type of instructions on the kiosk
- Audio video guidance or an audio jack for the hard of hearing to personally plug in headphones, TTY, TTD or text telephones
- Color/contrast and font size for on-screen usage and instructions on the kiosk

Here at Peerless-AV, we fully understand the challenges of completing ADA-compliant installations and have tailored our products to meet your specific application needs.

If you have any questions, please feel free to reach out to info@peerless-av.com and one of our product experts will be in touch with you shortly.

For more information on ADA Standards visit www.ada.gov/2010ADASTandards_index.htm.



2300 White Oak Circle
Aurora, IL 60502

630.375.5100

© 2015 Peerless Industries, Inc. All rights reserved.