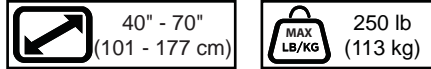
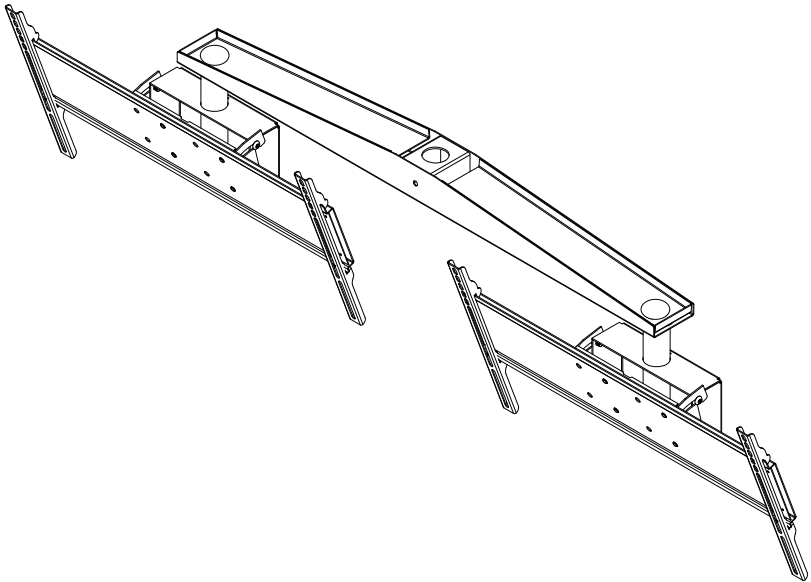




DST970X2 Installation and Assembly



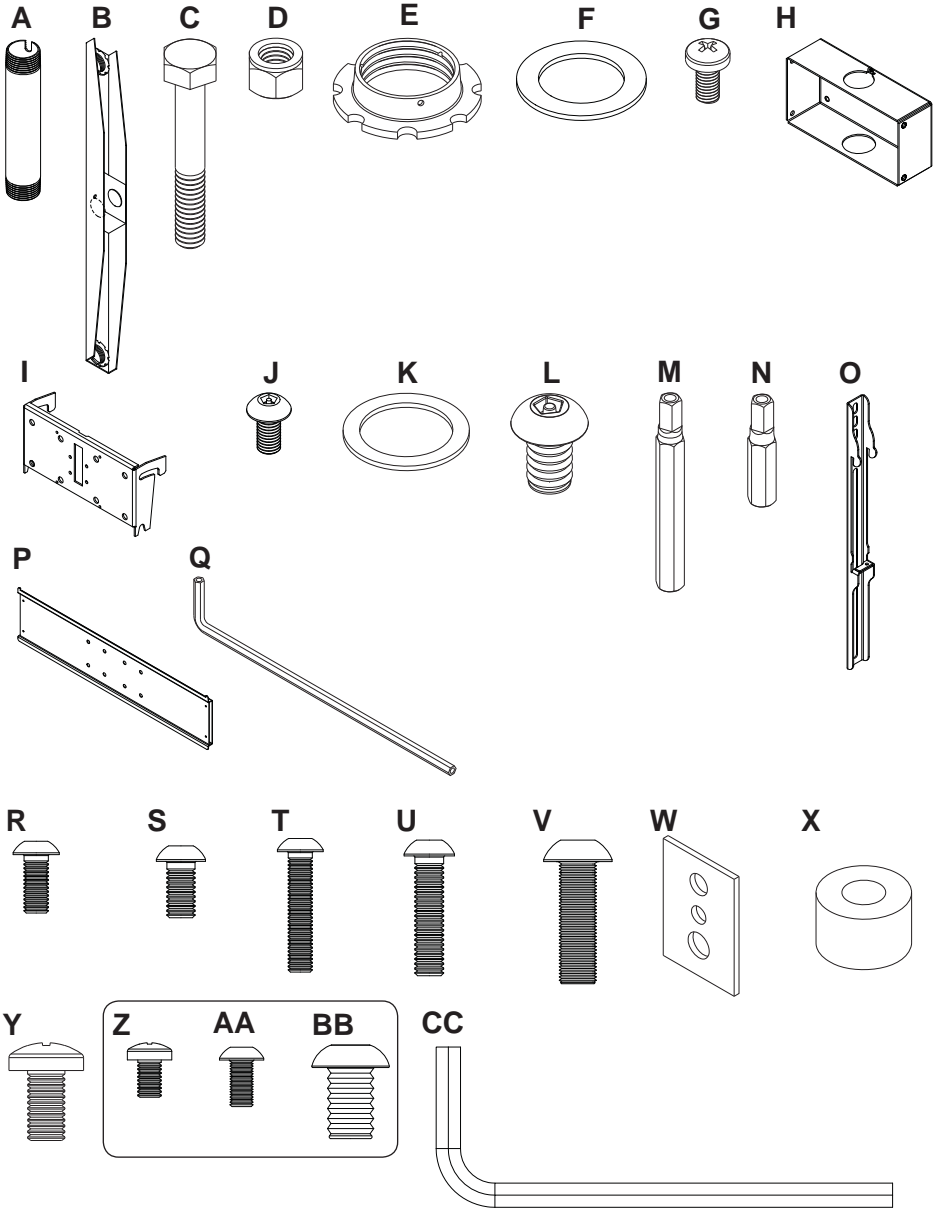
205 Westwood Ave, Long Branch, NJ 07740
Phone: 866-94 BOARDS (26273) / (732)-222-1511
Fax: (732)-222-7088 | E-mail: sales@touchboards.com



Parts List

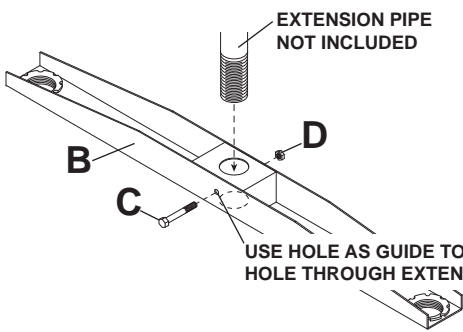
	Part Description	Quantity	Part Number
A	tube 1.9 od, 6" for ext006	2	026-1014
B	dual cross support 44" assy, blk	1	139-1015
C	bolt 3/8-16x4.50" hxxh, zb	1	520-9548
D	nut 3/8-16 nylock	1	530-9310
E	retaining collar, black finish	3	1800-375
F	wshr fiber 1.906idx 2.875 od x 0.062	1	540-9431
G	scr tap m5 x .8 x 10mm typ f pan phl zb	1	520-9250
H	ceiling arm box, blk	2	201-1062
I	plasma/lcs tilt brkt w/logo, blk	2	200-1552
J	scr tap m5 x .8 x 10mm f penta pin blk	8	505-9010
K	wshr fbr 2.125idx2.875odx.062	2	540-9432
L	scr blt m10 x 1.5 x 15mm penta-pin blk	16	520-9263
M	M10 x 2" tool driver penta pin	2	520-9260
N	M5 x 1" tool driver penta pin	2	520-9249
O	smart fit 18" slim sec bkt asy, blk	4	202-1655
P	large universal plp plate blk	2	201-1110
Q	4mm allen wrench	1	560-9646
R	M5 x 12mm skt pin, blk	8	520-1064
S	M6 x 12mm skt pin, blk	8	520-1050
T	scr bolt M5 x 0.8 x 25mm skt pin	8	520-1122
U	M6 x 25mm skt pin, blk	8	520-1211
V	scr blt M8 x 25mm skt pin btn, blk	8	520-1101
W	3/4" wide multi washer, blk	8	580-1398
X	spacer .344 id x .75 od x .5 ht, blk	8	540-1059
Y	scr bolt M8 x 12mm skt pin btn, blk	8	520-1724
Z	M5 x .8 x 8mm pan phl type-f, blk	8	520-1167
AA	scr bolt m5 x .8 x 10mm skt pin	8	520-1063
BB	scr bolt M10 x .5 x 15mm rnd skt blk	8	520-9262
CC	6mm allen wrench	2	560-9716

**Z, AA, AND BB HARDWARE OPTIONAL.
DISPLAYS NOT INCLUDED.**

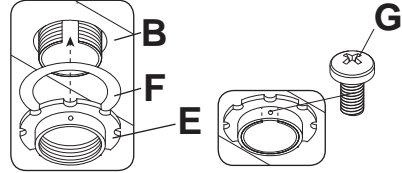


1

Slide dual cross support (B) onto the end of the extension pipe (sold separately). Rotate dual cross support (B) to desired position. Drill 3/8" diameter hole through existing hole in dual cross support (B) into extension pipe (sold separately), repeat on opposite side. Thread one 4.5" hex bolt (C) through the front of the dual cross support (B) and extension pipe. Secure .5" hex bolt (C) with one 3/8-16 nylock nut (D). Slide extension pipe fiber washer (F) onto the end of the extension pipe (sold separately) followed by the retaining collar. The hole must line up with extension pipe (sold separately) slot. Secure retaining collar (E) with one M5 x 10mm screw (G).



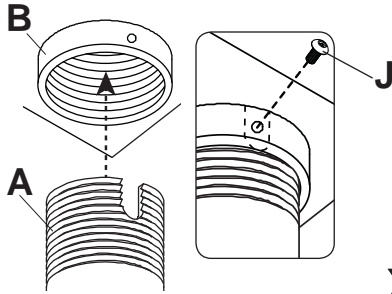
VIEW FROM BELOW DUAL CROSS SUPPORT (B)



USE HOLE AS GUIDE TO DRILL 3/8" HOLE THROUGH EXTENSION PIPE

2

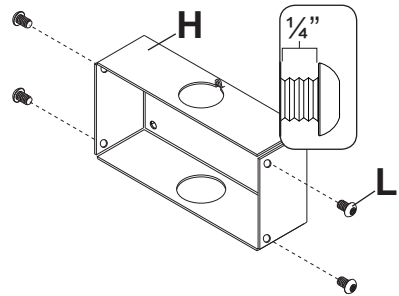
Thread two 6" extension columns (A) into both ends of the dual cross support (B). The holes in the dual cross support (B) must line up with the slots in the two 6" extension columns (A). Secure both 6" extension columns (A) using M5 x 10mm penta-pin screws (J).



x 2

3

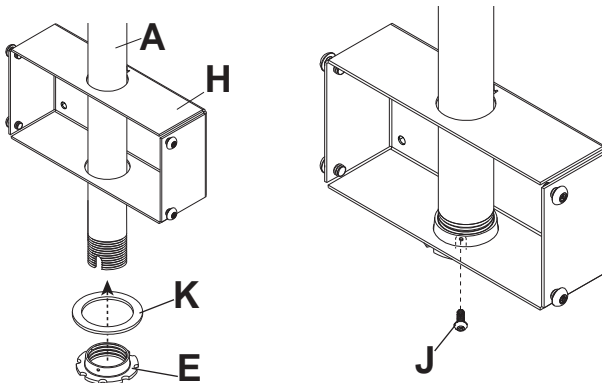
Leaving 1/4" of space, thread eight M10 x 15mm penta-pin screws (L) into both ceiling arm boxes (H).



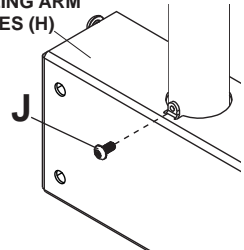
x 2

4

Slide ceiling arm boxes (H) onto the 6" extension columns (A) followed by two extension column fiber washers (K) and two retaining collars (E). The holes in retaining collars (E) must line up with the slots in the two 6" extension columns (A). Secure both ceiling arm boxes (H) using M5 x 10mm penta-pin screws (J).



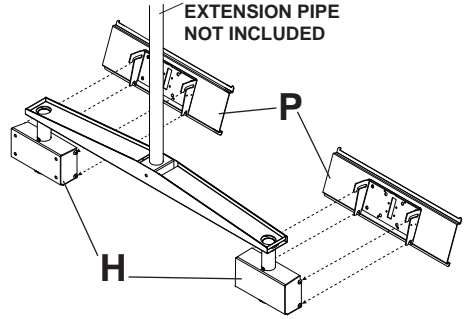
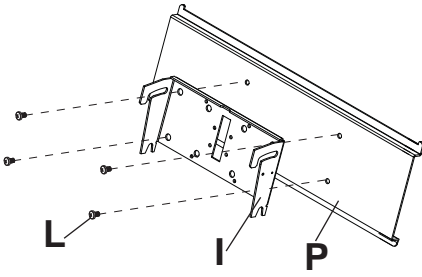
REAR VIEW OF CEILING ARM BOXES (H)



x 2

5

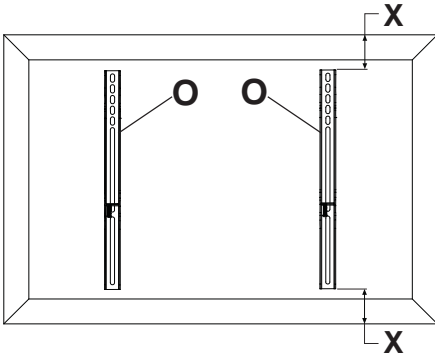
Secure PLP plates (P) to tilt brackets (I) using M10 x 15mm penta-pin screws (L). Hook PLP plates (P) to ceiling arm boxes (H). Tighten the M10 x 15mm penta-pin screws (L) to secure assembly.



x 2

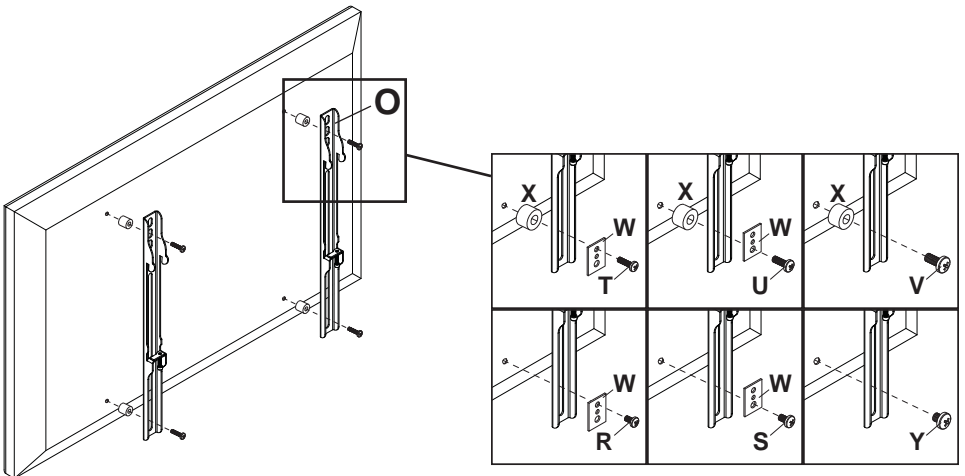
6

Center adapter brackets (O) vertically on back of display.

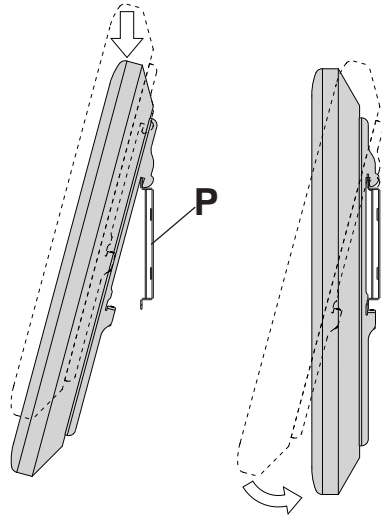


OPTIONAL

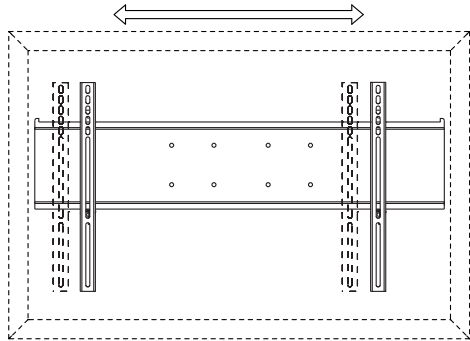
Use of spacers.



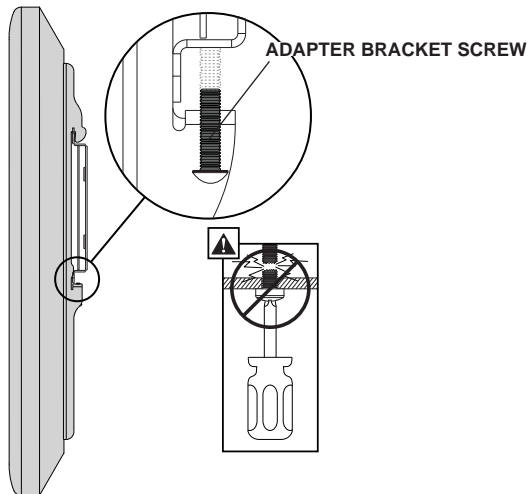
Hook displays onto PLP plates (**P**).



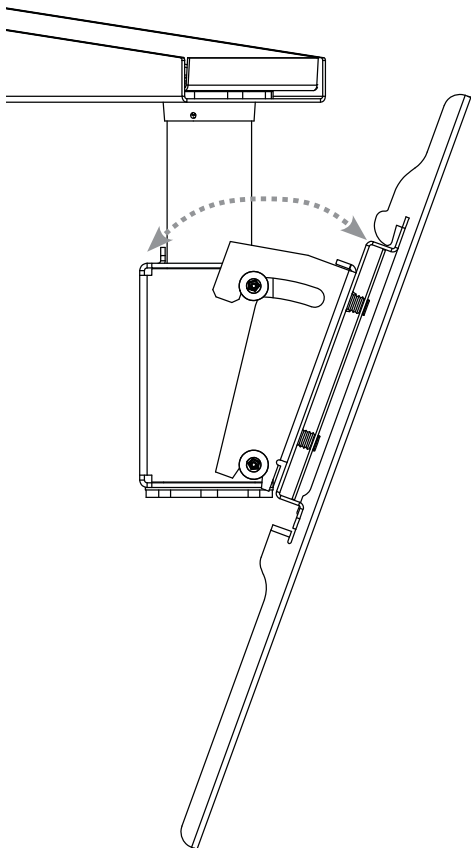
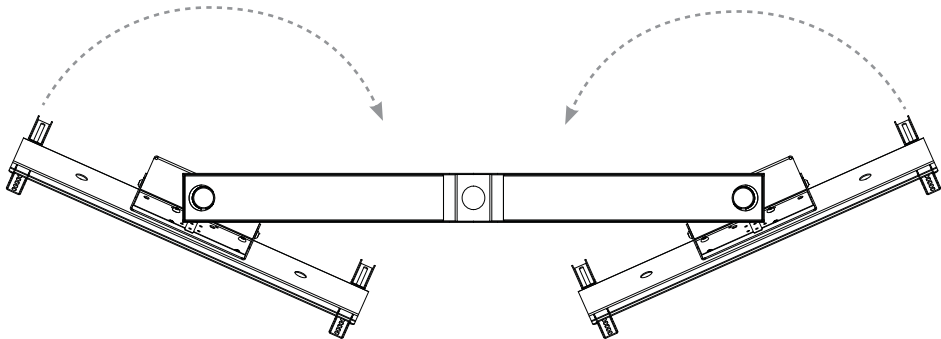
Adjust displays horizontally as needed.



Secure displays by tightening adapter bracket screw.



Adjust displays as desired.



LIMITED FIVE-YEAR WARRANTY

Peerless Industries, Inc. ("Peerless") warrants to original end-users of Peerless® products will be free from defects in material and workmanship, under normal use, for a period of five years from the date of purchase by the original end-user (but in no case longer than six years after the date of the product's manufacture). At its option, Peerless will repair or replace, or refund the purchase price of, any product which fails to conform with this warranty.

In no event shall the duration of any implied warranty of merchantability or fitness for a particular purpose be longer than the period of the applicable express warranty set forth above. Some states do not allow limitations on how long a implied warranty lasts, so the above limitation may not apply to you.

This warranty does not cover damage caused by (a) service or repairs by the customer or a person who is not authorized for such service or repairs by Peerless, (b) the failure to utilize proper packing when returning the product, (c) incorrect installation or the failure to follow Peerless' instructions or warnings when installing, using or storing the product, or (d) misuse or accident, in transit or otherwise, including in cases of third party actions and force majeure.

In no event shall Peerless be liable for incidental or consequential damages or damages arising from the theft of any product, whether or not secured by a security device which may be included with the Peerless® product. Some states do not allow the exclusion or limitation of incidental or consequential damages, so the above limitation or exclusion may not apply to you.

This warranty is in lieu of all other warranties, expressed or implied, and is the sole remedy with respect to product defects. No dealer, distributor, installer or other person is authorized to modify or extend this Limited Warranty or impose any obligation on Peerless in connection with the sale of any Peerless® product.

This warranty gives specific legal rights, and you may also have other rights which vary from state to state.

Touchboards

205 Westwood Ave, Long Branch, NJ 07740
Phone: 966-94 80ARDS (26273) / (732)-222-1511
Fax: (732)-222-7088 | E-mail: sales@touchboards.com

peerless-AV®

Peerless-AV

2300 White Oak Circle
Aurora, IL 60502
Email: tech@peerlessmounts.com
Ph: (800) 865-2112
Fax: (800) 359-6500
www.peerless-av.com

Peerless-AV Europe

Unit 3 Watford Interchange,
Colonial Way, Watford, Herts,
WD24 4WP, United Kingdom
Customer Care
44 (0) 1923 200 100
www.peerless-av.com

Peerless-AV de Mexico

Ave de las Industrias 413
Parque Industrial Escobedo
Escobedo N.L Mexico 66050
Servicio al Cliente
01-800-849-65-77
www.peerless-av.com