

5000i



The Future of Fume Extraction

3-Phase Supply



# FEATURES

- Clear & informative graphic display
- Highest grade HEPA and carbon technology
- Automatic electronic flow control - maintains a constant extraction rate even as the filter blocks
- Gas and particle sensors to warn the operator
- Adjustable airflow

## SPECIFICATIONS

<b>Voltage</b>		<b>220v</b>	<b>400v</b>
Side Entry	Volume Part Number	0LX5551D	0LX5550D
	Vacuum Part Number	044251D	044250D
Rear Entry	Volume Part Number	0LX5565D	0LX5549D
	Vacuum Part Number	044265D	044261D
Wattage		7.5kW	7.5kW
Frequency		50Hz / 60Hz	50Hz / 60Hz
Cabinet Height		1804mm	1804mm
Cabinet Width		1250mm	1250mm
Cabinet Depth		892mm	892mm
Cabinet Weight		400kg	400kg
Sound Level		65dBa	65dBa
Airflow		5000m3/h	5000m3/h

## INCLUDED AS STANDARD...

### FILTERS




**Main Filter Code**  
110633

**Description**  
HEPA



**Main Filter Code**  
110627

**Description**  
Chemical



**Pre-filter Code**  
111006

**Side Inlet Only Description**  
F8/F9 Labyrinth



**Pre-filter Code**  
111144

**Rear Inlet Only Description**  
EU5 Pleated Bag



**Pre-filter Code**  
200029

**Description**  
G4 Pad

Find out more:

[www.purexinc.com](http://www.purexinc.com)

[sales@purexinc.com](mailto:sales@purexinc.com)

**+1 847 348 5203**

*Connection kits are available see overleaf for options*

*Machine Supplied With • 2 x Main Filters • 1 or 2 x Pre-filters • 1 x 4.5m Fixed Power Cable (no plug) • 1 x Manual*

# OPTIONS

## Main Filter

**Code:**  
110624

**Description:**  
Chemical

## Connection Kits

**Code:** 120296

200mm

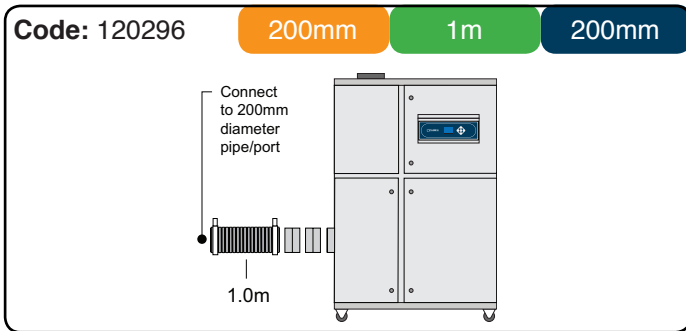
1m

200mm

Hose End  
Diameter

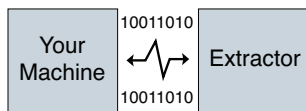
Hose  
Length

Purex Inlet  
Diameter



*If you do not see a connection kit that fits your machine or pipework, please contact Purex or your representative*

## Interfacing



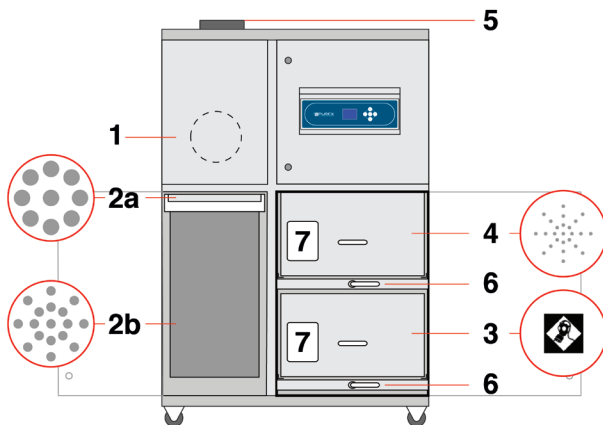
Interfacing can remotely start the Purex machine when the connected machine starts.

Interfacing can also warn the connected machine when the Purex machine is in alarm.

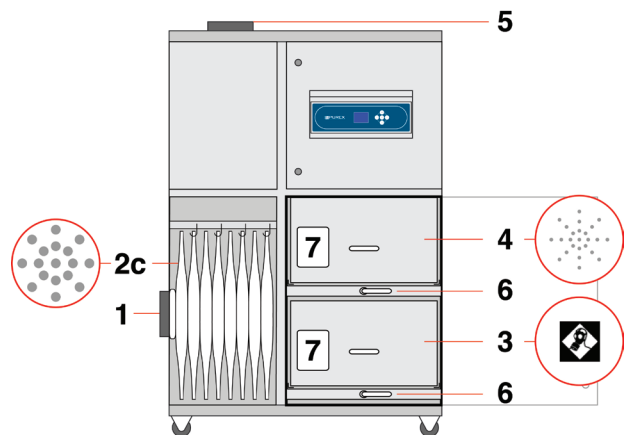
*Take a look through our Interfacing Guide to see our extensive range of options*

# TECHNICAL

Rear Inlet



Side Inlet



**LEGEND:**

- 1. Air inlet - 200mm safe seal
- 2a. Pre-filter pad
- 2b. Pre-filter pleated bag
- 2c. Pre-filter Labyrinth bag

- 3. Main filter (carbon location)
- 4. Main filter (HEPA location)
- 5. Clean air returned to the workplace
- 6. Filter locking handles
- 7. Filter identification labels



Purex Inc  
2246 Palmer Drive, Suite 108  
Schaumburg  
Illinois 60173  
USA