

# **LINDSTRÖM**<sup>®</sup>

Electronics



Medical Device Manufacturing



Jewelry



Aerospace & Defense



 **Cutters**

 **Tweezers**

 **Torque Tools**

 **Screwdrivers**

## **Precision Tools**

Delivering consistent, precise performance with a professional feel  
for users who excel in their field



# Welcome to the Lindström World of High Precision

## LINDSTRÖM SINCE 1856

Lindström is the oldest continuous manufacturer of handtools in existence and yet one of the most forward-looking brands in the world.

We developed the scientific approach to handtool design and created the first truly ergonomic pliers and cutters. We have created more than 1,500 unique tool designs, many of which are now standard types in the electronics and medical device manufacturing industries. Some competitors have been able to implement one facet or another of our manufacturing process. Others have copied the form, appearance and actual part numbers of Lindström tools. However, none have been able to successfully blend all the elements required to achieve the level of performance recognized as true Lindström Precision Tools.

## QUALITY

Lindström constantly works on improving quality and the manufacturing process. We test 100% of our products at many different facets of our manufacturing process to ensure the best performance of the tool.

Perfection is difficult to achieve but that is the goal we set for ourselves, and it is the standard our customers expect. Any customer who believes a Lindström branded product is not performing to their expectations should contact us immediately. At any time customers are invited to send tools to us for a free evaluation. We know it can be aggravating when products do not perform as expected, so we try to make it as easy as possible to repair or replace tools when warranted.

You are our customer. And our customers know good tools. So we rely on you to let us know when a tool falls short of your expectations so we can change course immediately and keep striving for 100% success.

Lindström is one of the Snap-on Industrial brands.  
Thank you for choosing to be a Lindström customer.  
Lindström Team.



# Content

<b>Introduction</b>	Applications	4-11
	Tool Selector	12-15
	Handle Options	16-17
<b>Diagonal Cutters</b>		<b>19</b>
	Oval Head	20-21
	Tapered Head	22-23
	Tapered & Relieved Head	24-25
	Wire Strippers	26
	Carbide Cutters	28
	Performance Specific Cutters	29
	Plastic Cutters	30
	Heavy Duty Cutters	31
	Multipurpose Shear	32
<b>Oblique Cutters</b>		<b>33</b>
	End Head	34-36
	Angle Head	37-40
<b>Tip &amp; Micro Tip Cutters</b>		<b>41</b>
	Tip Head	42
	Micro Tip Head	43
<b>Holding Pliers</b>		<b>45</b>
	Flat Nose	46
	Round Nose	47
	Chain Nose	48
	Bent Nose	49
	Snipe Nose	50
	Needle Nose	51

<b>Specially Engineered Tools</b>		<b>52-54</b>
	IC Tools & Cutters	55
	StandOff Cutters	56-57
	Cut & Bend	58
	Cut & Form	58
	Leadformers	59-60
<b>Accessories &amp; Spare Parts</b>		<b>62-63</b>
<b>Tweezers</b>		<b>64-65</b>
	High Precision Tweezers	66-76
	General Purpose Tweezers	77-81
	Plastic Tip Tweezers	81-90
	Ceramic Replaceable Tip Tweezers	91
	Wafer Handling Tweezers	92
	Flat Tip Tweezers	93
	Component Tweezers	93-94
	SMD Tweezers	95-96
	Ergonomic Touch Tweezers	97-100
	Service Level Tweezers	100-103
<b>Torque Tools</b>		<b>104-105</b>
	Micro Adjustable Torque Screwdriver	106
	Preset Torque Screwdriver	107
<b>Precision Screwdrivers</b>		<b>108-115</b>
	Slotted Head	116
	Hexagon Socket	117
	Phillips Head	118
	Pozidriv Head	119
	Torx® Head	120
	Sets	122-123
<b>Warranty &amp; Services</b>		<b>124-125</b>
<b>Content</b>		<b>126-127</b>



# Electronics Assembly

Since the early days of the electronics era Lindström has been the brand of choice for manufacturers performing high volume work for critical applications.


Our RX Series ergonomic products were the first handtools designed to fit the hands and needs of the user. RX Series handles revolutionized the hand tool industry, beginning in electronics assembly, military electronics and aerospace production.

As these industries matured devices shrank in size and increased in complexity Lindström developed new profiles on pliers and cutters to meet industry demands:

- Ultra-Flush® cutters for anti-shock military applications
- Tapered and relieved cutters to get in between and under tiny components
- Extra-small tip cutters for microscopy applications

Still, the most valued feature of Lindström tools is high quality, from the famous Swedish steel to the attention to details like fit and finish.





RX-8248 Flush cutters: 45° angled tips, long 18 mm jaws for improved access.



7892 Supreme bent nose pliers provide good reach and a non-marring gripping surface. Users gain better visibility and can operate with a comfortable wrist position with our 60° bent tip pliers.



51S-NC-ET tweezers: soft ESD safe, cleanroom compatible Ergo-Touch grips.



# Aerospace and Defense

Lindström customers solve problems. Many of our standard off-the-shelf pliers and cutters are used throughout critical industries such as aerospace, defense and avionics manufacturing.

When presented with a need to prepare prototypes, insert or extract unique components, or cut proprietary hard wire, our customers turn to Lindström for Specially Engineered Tools made to order.

Lindström has developed tools used in specialized applications for the largest names in the military industry and for small start-up companies developing new technology. Every project receives the same attention to detail to develop a tool that is right for the job at hand. To make the process easy Lindström has no minimum order quantity for Specially Engineered Tools.

Our designers and Manufacturing Representatives work directly with end user production engineers to ensure success.

We thrive on solving problems with our customers. Contact one of our authorized distributors, Manufacturing Representatives or our office through the Lindström website directly to start the process of designing your Specially Engineered Tool today.





RX-8148 Ultra-Flush® diagonal cutter with tapered and relieved head is ideal for use in confined spaces and for rework.



341A cut and form pliers put stress relief in component lead and trims to length with one squeeze.



8140 oval head cutter and 7891 chain nose pliers are used extensively for wire harness work and assembly.



# Medical Device Manufacturing Industry

Lindström is the cutter of choice for manufacturers of medical devices – both for trimming materials and assembling high-tech miniature electronics.

For over thirty years, Lindström cutters have been used to manufacture pacemakers, stents, catheters, guide wires and more. Lindström technological improvements are driven by our customers and their demand for reliable, precise and versatile tools.

Lindström has led the way in providing handtools that perform to the specifications of manufacturers for a wide range of materials including platinum, nitinol, stainless steel, titanium, and proprietary meshes and weaves.






8150M2 cutter used to trim multiple stents thanks to the modified hardened cutting heads.



7154TC Carbide Insert Cutters suitable for tip cutting hard wire catheters and stents.



Carbon fiber tweezers 249CFR-SA is often used in laboratory and medical applications when handling sensitive components or where chemical and/or high heat resistance is needed.



# Jewelry

For more than 165 years Lindström handtools have been the choice of professional jewelry makers.

Today makers of jewelry and hobby creations – and a variety of artists – choose to use our pliers and cutters to create their unique designs, to precisely bend wire and consistently execute flush cuts.

Comfort, balance and ergonomics are important to Lindström users. Our products are an extension of their hands, the means to bring their creativity to fruition with tools they can rely on.

Exacting users demand a flush cut that is truly flush, a joint that keeps the jaws perfectly aligned, and an edge that stays sharp. Trust is crucial. Artistic creations often require expensive materials, with little tolerance for waste.





7892 Supreme pliers are favored by many bead and jewelry artists.



RX7890 and 7892RX pliers allow precise bends and feature ultimate ergonomic handles.




8141 cutters provide Flush cuts on bead wire and precious metals.

# Cutters

Lindström cutters are designed to perform with ease, minimize operator fatigue and improve productivity. Through symmetric components, exact adherence to specifications and consistent hardening, Lindström delivers hallmark reliability.


The Lindström formula for success, refined over the last 165 years, rests upon the proprietary recipe for the steel from which we make our tools, very similar to that used to manufacture high-performance ball-bearings. The use of ball-bearing grade steel and appropriate heat treatment methods ensures Lindström cutters last longer than other brands used in the same applications. Lindström cutters are elevated to a hardness of 63-65 HRC on the cutting edge. For most manufacturers this hardness level would create a high breakage rate. Yet because of the steel and proper consistency, even when used beyond the rated capacity (as they often are!), Lindström cutters have remarkably little breakage.

## CUTTING EDGE BEVEL / CUT RESULT




**Micro-Bevel®**  
MICRO PEAK

- Designed to meet the high quality requirements of our customers
- Leaves a low profile cut result, important for solderability and connectivity
- Unique design with wide cutting range to suit an unmatched variety of uses



**Flush**  
NANO PEAK

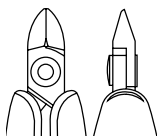
- Cut result leaves a narrow and short peak along the "pinch" line, decreasing the surface area at the cut
- Improves solderability
- Excellent for reducing lead-shock
- Very popular for the Medical Device and Jewelry manufacturing



**Ultra-Flush®**  
NO PEAK

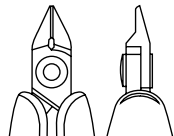
- The finest cut result available with the smoothest lead-end result
- Exceptional solderability
- Ultimate choice for minimizing component and lead-shock
- Perfect for use in close tolerance electronics, aerospace, defense and medical device manufacturing

## HEAD TYPE



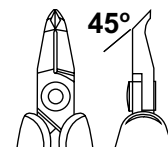
**O / Oval**

- The most common shape combining strength and durability
- Evenly distributes cutting impact
- Used for a wide variety of applications



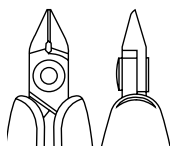
**T&R / Tapered & Relieved**

- Tapered on both sides with underside cut away
- Minimal profile offers access to very limited spaces



**A / Angle / Oblique**

- Used under and between low profile, fine lead pitch components



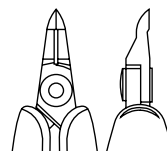
**T / Tapered**

- The sides are shaped along diagonal lines
- Improved access where space is limited
- Improved maneuverability with good tool life



**Unique Head**

- Unique cutting heads developed together with specific end-user to solve critical applications
- Lindström exclusive heads only available within our range



**TP / Tip**

- Specialized adaption allows maximum access and reach
- Extremely small oval head shape for added strength at the tip

High Cutting Capacity

Limited Access, Low Visibility

## HEAD SIZES



**XS Extra Small**

- (a) 8.0 / 0.31  
(b) 5.0 / 0.20



**S Small**

- (a) 10.0 / 0.39  
(b) 6.0 / 0.24



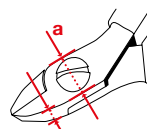
**M Medium**

- (a) 12.5 / 0.49  
(b) 8.0 / 0.24



**L Large**

- (a) 16.0 / 0.63  
(b) 8.0 / 0.31



**SIZE**

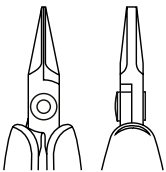
Width (a) (mm / inch)  
Thickness (b) (mm / inch)

# Pliers

Pliers replicate the function of the human hand, with greatly increased capability, in particular the thumb and index finger, in terms of force and precision. Holding pliers are available in almost unlimited shapes, styles, configurations, materials and sizes. Lindström's well renowned precision holding pliers are offered in three different series, each able to satisfy the most advanced needs of the professional user: RX Series, Supreme Series, HS Series.

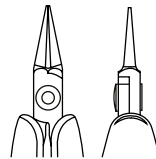
Robust yet precise, Lindström pliers provide an excellent solution to a wide range of application challenges. A variety of handle styles, consistent balance and fine workmanship set our pliers apart from the rest.

## SHAPE - MODELS FOR EVERY APPLICATION



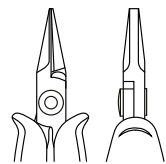
### Flat Nose = FN

- Flat square shape with parallel jaws provide the most surface area of standard pliers shapes
- Favored by chainmaille artists



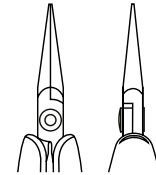
### Round Nose = RN

- Round jaws taper from 7 mm to 1.0 mm at the tips
- Handy for closing loops and the finest wire work



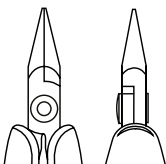
### Round/Flat Nose = R/F

- A perfect combination of the Round Nose and Flat Nose
- Handy for use in making fine curved wire work



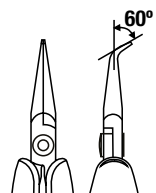
### Chain Nose = CN

- Versatile tips with Lindström's standard perfect joint and tip alignment
- Named for the work it does so well



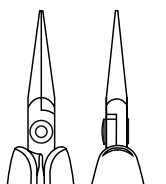
### Snipe Nose = SN

- Shorter version of the chain nose, with the best gripping strength
- Used where power and torsion are paramount for the application



### Bent Nose = BN

- Classic variation of the chain nose, with 60° bend at the tips
- Suited for positioning components or precise chain work



### Needle Nose = NN

- Slimmer, more tapered version of chain nose design
- Allows wire loop work farther into the jaws for better grip and control

## TIP SHAPE (END VIEW)



### Flat tip

- Squared and parallel ends of the jaws
- A balance of strength and beauty, evident of tool making craftsmanship



### Round/Flat tip

- Like a tiny ball peen hammer and anvil, these tips are all business



### Round tip

- End view of the tips are perfect circles
- Lindström's precision screw joint is the reason these fine tips achieve alignment



### Chain Nose Tip

- Designed to bend wire, these tips align like D-shaped pinchers

## JAW SURFACE OR EDGE



### Smooth surface

- Finely milled and polished just enough to retain grip on wire



### Serrated surface

- Finely honed serrations allow extra "bite" for handling tricky materials
- Cross-hatch serrations prevent objects from rolling into a groove

**CUTTERS**

	RX	80	SUP	HS	CO	M	Size	Shape	Cut Result or Surface	Page Number
	RX-8130	8130		HS-8130			Extra Small	Oval	Micro-Bevel®	20,21
	RX-8131	8131		HS-8131	CO8131		Extra Small	Oval	Flush	20,21
	RX-8132	8132		HS-8132			Extra Small	Oval	Ultra-Flush®	20,21
	RX-8133	8133		HS-8133			Extra Small	Tapered	Micro-Bevel®	22,23
	RX-8134	8134		HS-8134			Extra Small	Tapered	Flush	22,23
	RX8135	8135		HS-8135			Extra Small	Tapered	Ultra-Flush®	22,23
	RX-8136	8136		HS-8136			Extra Small	Tapered & Relieved	Micro-Bevel®	24,25
	RX8137	8137		HS-8137			Extra Small	Tapered & Relieved	Flush	24,25
	RX8138	8138		HS-8138			Extra Small	Tapered & Relieved	Ultra-Flush®	24,25
	RX-8140	8140		HS-8140	CO8140		Small	Oval	Micro-Bevel®	20,21
	RX-8141	8141		HS-8141	CO8141		Small	Oval	Flush	20,21
	RX8142	8142		HS-8142	CO8142		Small	Oval	Ultra-Flush®	20,21
	RX-8143	8143		HS-8143			Small	Tapered	Micro-Bevel®	22,23
	RX-8144	8144		HS-8144	CO8144		Small	Tapered	Flush	22,23
	RX-8145	8145		HS-8145			Small	Tapered	Ultra-Flush®	22,23
	RX-8146	8146		HS8146			Small	Tapered & Relieved	Micro-Bevel®	24,25
	RX-8147	BAH8147		HS8147			Small	Tapered & Relieved	Flush	24,25
	RX-8148	8148		HS-8148	CO8148		Small	Tapered & Relieved	Ultra-Flush®	24,25
	RX-8149	8149		HS-8149			Small	Tip	Flush	42
	RX-8150	8150		HS-8150	CO8150		Medium	Oval	Micro-Bevel®	20,21
	RX-8151	8151		HS8151	CO8151		Medium	Oval	Flush	20,21
	RX-8152	8152		HS8152			Medium	Oval	Ultra-Flush®	20,21
	RX8153	8153		HS8153			Medium	Tapered	Micro-Bevel®	22,23
	RX8154	8154		HS8154	CO8154		Medium	Tapered	Flush	22,23
	RX8155	8155		HS-8155			Medium	Tapered	Ultra-Flush®	22,23
	RX8156	BAH8156		HS-8156			Medium	Tapered & Relieved	Micro-Bevel®	24,25
	RX8157	BAH8157		HS8157			Medium	Tapered & Relieved	Flush	24,25
	RX-8158	BAH8158		HS-8158			Medium	Tapered & Relieved	Ultra-Flush®	24,25
	RX-8160	8160		HS-8160	CO8160		Large	Oval	Micro-Bevel®	20,23,21
	RX-8161	8161		HS-8161	CO8161		Large	Oval	Flush	20,23,21
	RX8162	8162		HS-8162			Large	Oval	Ultra-Flush®	20,23,21
	RX-8163	8163		HS-8163	CO8163		Large	Tapered	Micro-Bevel®	22,23
	RX-8164	8164		HS8164			Large	Tapered	Flush	22,23
	RX8165	8165		HS8165	CO8165		Large	Tapered	Ultra-Flush®	22,23
	RX-8166	8166L		HS-8166			Large	Tapered & Relieved	Micro-Bevel®	24,25
	RX8167	BAH8167		HS-8167			Large	Tapered & Relieved	Flush	24,25
	RX-8168	BAH8168		HS-8168			Large	Tapered & Relieved	Ultra-Flush®	24,25
	RX8211	8211		HS8211			Small	Angle 20°	Flush	37
	RX8233A						Extra Small	Micro Tip 10°	Flush	43
	RX8234A						Extra Small	Micro Tip 10°	Flush	43
	RX8237A						Extra Small	Micro Tip 50°	Flush	43
	RX8247	8247		HS-8247	CO8247		Small	Angle 45°	Flush	38
	RX-8248	8248		HS-8248	CO8248		Small	Angle 45°	Flush	39
		8249					Small	Angle 45°	Flush	39
			7190		CO7190		Small	Tapered	Micro-Bevel®	23
			7191		CO7191		Small	Tapered	Flush	23
			7280	HS-7280			Small	Angle	Flush	40
			7285	HS-7285			Small	Angle	Flush	40
			7290	HS-7290			Small	Angle	Micro-Bevel®	34
			7291	HS7291			Small	Angle	Flush	34
			7292	HS7292			Small	Transverse End	Flush	35
			7293	HS7293			Small	Angle	Flush	36
						7154TC	Medium	Tapered	Flush	28
	RX8140M2					8140M2	Small	Oval	Micro-Bevel®	28
	RX8150M2					8150M2	Medium	Oval	Micro-Bevel®	28
	RX8160M2					8160M2	Large	Oval	Micro-Bevel®	28
						8154PSP	Medium	Tapered	Flush	28
	RX8140PS					8140PS	Small	Oval	Micro-Bevel®	29
	RX8141PS					8141PS	Small	Oval	Flush	29
	RX8142PS					8142PS	Small	Oval	Ultra-flush®	29
	RX8147PS					8147PS	Small	Tapered & Relieved	Flush	29
	RX8150PS					8150PS	Medium	Oval	Micro-Bevel®	29
						8160PS	Large	Oval	Micro-Bevel®	29
	RX8160BPS					8160BPS	Large	Oval	Micro-Bevel®	29
	RX8161PS					8161PS	Large	Oval	Flush	29
	RX7390						Small	Flat Nose Stubby	Smooth Tip	46
	RX7392						Small	Oblique, Stubby	Smooth Tip	46
	RX-7490		7490	HS7490	CO7490		Small	Flat Nose	Smooth Tip	46
	RX-7590		7590	HS-7590	CO7590		Small	Round Nose	Smooth Tip	47
	RX7890		7890	HS-7890	CO7890		Medium	Chain Nose	Smooth Tip	48
	RX-7891		7891	HS-7891	CO7891		Medium	Chain Nose	Serrated Tip	48
	7892RX		7892	HS-7892	CO7892		Medium	Bent Nose	Smooth Tip	49
	RX-7893		7893	HS-7893			Small	Snipe Nose	Smooth Tip	50
	RX-7894		7894	HS-7894			Large	Needle Nose	Smooth Tip	51

**PLIERS**



Part Number	38 0.004 0.1	32 0.008 0.2	28 0.012 0.3	26 0.016 0.4	24 0.02 0.5	22 0.025 0.6	21 0.028 0.7	20 0.032 0.8	19 0.036 0.9	18 0.040 1.0	17 0.043 1.1	16.5 0.047 1.2	16 0.051 1.3	15 0.055 1.4	14.5 0.060 1.5	14 0.063 1.6	13.5 0.066 1.7	13 0.070 1.8	12.5 0.074 1.9	12 0.080 2.0	Gauge Inch mm	Lead Catcher
8130																						✓
8131																						✓
8132																						✓
8133																						✓
8134																						✓
8135																						✓
8136																						✓
8137																						✓
8138																						✓
8140																						✓
8141																						✓
8142																						✓
8143																						✓
8144																						✓
8145																						✓
8146																						✓
8147																						✓
8148																						✓
8149																						✓
8150																						✓
8151																						✓
8152																						✓
8153																						✓
8154																						✓
8155																						✓
8156																						✓
8157																						✓
8158																						✓
8160																						✓
8161																						✓
8162																						✓
8163																						✓
8164																						✓
8165																						✓
8166																						✓
8167																						✓
8168																						✓
8211																						✓
8233A																						✓
8234A																						✓
8237A																						✓
8247																						✓
8248																						✓
8249																						✓
7190																						✓
7191																						✓
7280																						
7285																						
7290																						
7291																						
7292																						
7293																						
7154TC																						
8140M2																						
8150M2																						
8160M2																						
8154PSP																						
8140PS																						
8141PS																						
8142PS																						
8147PS																						
8150PS																						
8160PS																						
8160BPS																						
8161PS																						

**Piano wire**  
Tensile strength of wire 2400 MPa

**Hard wire**  
Tensile strength of wire 1800 MPa

**Medium Hard wire**  
Tensile strength of wire 800 MPa

**Soft wire**  
Tensile strength of wire 250 MPa

**RX** The ultimate in ergonomic and ESD safe handles

**80** Traditional ESD safe 80 Series handles

**SUP** Traditional ESD safe Supreme Series handles



**HS** Original ESD safe ergonomic handle design, soft foam grips

**CO** ESD safe Conductive handles

**M** Traditional ESD safe Medical Series handles




Lead catcher. Add "-S" to part number. Example: 8140-S



# RX Series The ultimate in comfort, performance and precision

We have put all of our experience, technical expertise and ergonomic know-how into the successful RX Series. Take a close look at any RX tool, try it out and then compare it to all competitors on the market. Lindström RX Series will always come out on top!



Our scientific ERGO® Development Program (the "11-Point Program") has resulted in many successful and scientifically evaluated ergonomic tools.

While many others just talk about ergonomics, we deliver scientifically validated solutions.



All Lindström cutters and pliers are ESD safe and safely dissipate electrostatic charges, reducing the possibility of damage to sensitive components.

*Warning! Lindström cutters and pliers should never be used on electrified equipment.*




*RX-7891 chain nose pliers. 32 mm jaw length, serrated with radiused edges.*



*RX-8150 oval head cutter. Ideal for cutting leads, jewelry wire, and general assembly applications.*

## The original Lindström 80 Series Cutters

Tried and true performance for the traditional user. The Lindström 80 Series remains the top choice for the traditional user. This range of cutters offers unsurpassed cutting capacity covering a wide range of wire dimensions and types. This is the technology that “started it all” for Lindström.



8144 tapered head cutter, ideal for assembly work where accessibility is a consideration.



8140 oval head cutter, ideal for wire harness work and standard printed circuit board assembly.

## Lindström Supreme Series for dependable results

The Supreme Series features a precision screw & nut in an advanced lap joint design. Joint play is held to a minimum, ensuring precise alignment of the jaws even at the tips. Supreme Series oblique end cutters are preferred by jewelry and wire artists, while transverse cutters are uniquely suited to trimming leads in hard to reach assemblies.



7292 Supreme miniature end cutter is ideal for use in confined spaces.



7590 Supreme round nose pliers with no sharp edges.

## HS Series Extra Large leverage ergonomic handtools

In the 1980s one of the pioneers of telecommunications asked us to modify some pliers and cutters. Lindström worked with the customer to develop handles that were longer, softer to the touch and provided more surface area to grip and manipulate the tools. The customer loved them! Howard Gittleson, a pioneer of ergonomic handtool research, dubbed this new design HandSaver, which we continue to produce today as the HS Series handle option.


80 Series Features + Overall handle length is increased by more than 30 mm (1.27") to avoid pressure points in palm.



HS handles can be added to any 80 Series or Supreme Series cutter or pliers. Continued research by Lindström into ergonomic principals, after partnering with a design firm in Sweden and ergonomic experts at the University of Michigan, eventually led to the RX Series design.

But it all started with HandSaver handles, which are still very popular and available to customers who specify them.





EMEA  
CE  
EMEA  
EMEA



**Diagonal Cutters**



## Oval Head

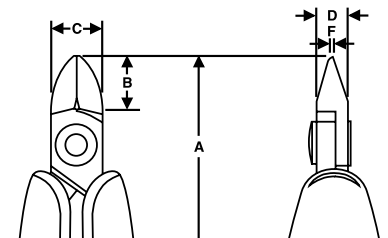
- Precision screw joint minimizes friction and maximizes alignment of cutting edges
- Precision induction hardened cutting edges 63–65 HRC
- Material: High performance alloy steel
- Cutting capacity is listed for solid copper wire
- Black Oxide finish



☀️ *Ideal for cutting leads, jewelry wire, and general assembly applications* ☀️



**Micro-Bevel®**      **Flush**      **Ultra-Flush**



**RX Series:** Two-component ESD safe Ergo™ handles: Thermoplastic surface on tough polypropylene provides superior grip

- Micro-Touch™: The shape of the handles makes it possible to control and rotate the pliers between thumb and index finger for precision work
- Biospring reduces tension throughout the working cycle of the tool and can be adjusted in three different positions



RX Series

Part No.			A mm / in	B mm / in	C mm / in	D mm / in	F mm / in			
RX-8130	Oval	XS	133.5 / 5.25	8.5 / 0.33	8.0 / 0.31	5.0 / 0.2	0.8 / 0.03	0.2-1.0 / 0.00	68	Dissipative
RX-8131	Oval	XS	133.5 / 5.25	8.5 / 0.33	8.0 / 0.31	5.0 / 0.2	0.8 / 0.03	0.1-1.0 / 0.00	68	Dissipative
RX-8132	Oval	XS	133.5 / 5.25	8.5 / 0.33	8.0 / 0.31	5.0 / 0.2	0.8 / 0.03	0.1-0.8 / 0.00-0.03	68	Dissipative
RX-8140	Oval	S	135.5 / 5.33	10.5 / 0.41	10.0 / 0.39	6.0 / 0.24	0.8 / 0.03	0.2-1.25 / 0.00-0.05	70	Dissipative
RX-8141	Oval	S	135.5 / 5.33	10.5 / 0.41	10.0 / 0.39	6.0 / 0.24	0.8 / 0.03	0.1-1.25 / 0.00-0.05	70	Dissipative
RX8142	Oval	S	135.5 / 5.33	10.5 / 0.41	10.0 / 0.39	6.0 / 0.24	0.8 / 0.03	0.1-1.0 / 0.00-0.04	70	Dissipative
RX-8150	Oval	M	138.0 / 5.43	13.0 / 0.51	12.5 / 0.49	6.0 / 0.24	1.2 / 0.05	0.3-1.6 / 0.01-0.06	73	Dissipative
RX-8151	Oval	M	138.0 / 5.43	13.0 / 0.51	12.5 / 0.49	6.0 / 0.24	1.2 / 0.05	0.2-1.6 / 0.00-0.06	73	Dissipative
RX-8152	Oval	M	138.0 / 5.43	13.0 / 0.51	12.5 / 0.49	6.0 / 0.24	1.2 / 0.05	0.2-1.25 / 0.00-0.05	73	Dissipative
RX-8160	Oval	L	147.0 / 5.80	16.0 / 0.63	16.0 / 0.63	8.0 / 0.31	1.6 / 0.06	0.4-2.0 / 0.02	97	Dissipative
RX-8161	Oval	L	147.0 / 5.80	16.0 / 0.63	16.0 / 0.63	8.0 / 0.31	1.6 / 0.06	0.3-2.0 / 0.01	97	Dissipative
RX8162	Oval	L	147.0 / 5.80	16.0 / 0.63	16.0 / 0.63	8.0 / 0.31	1.6 / 0.06	0.3-1.6 / 0.01	97	Dissipative



# Oval Head



80 Series

**80 Series:** ESD safe synthetic mono material with leaf springs

Part No.			A mm / in	B mm / in	C mm / in	D mm / in	F mm / in		mm / in			g	$\Omega$
8130	Oval	XS	108.0 / 4.25	8.5 / 0.33	8.0 / 0.31	5.0 / 0.2	0.8 / 0.03	0.2-1.0 / 0.01-0.04	Micro-Bevel®	43	Dissipative		
8131	Oval	XS	108.0 / 4.25	8.5 / 0.33	8.0 / 0.31	5.0 / 0.2	0.8 / 0.03	0.1-1.0 / 0.00-0.04	Flush	43	Dissipative		
8132	Oval	XS	108.0 / 4.25	8.5 / 0.33	8.0 / 0.31	5.0 / 0.2	0.8 / 0.03	0.1-0.8 / 0.00-0.03	Ultra-Flush®	43	Dissipative		
8140	Oval	S	110.0 / 4.33	10.5 / 0.41	10.0 / 0.39	6.0 / 0.24	0.8 / 0.03	0.2-1.25 / 0.01-0.05	Micro-Bevel®	46	Dissipative		
8141	Oval	S	110.0 / 4.33	10.5 / 0.41	10.0 / 0.39	6.0 / 0.24	0.8 / 0.03	0.1-1.25 / 0.00-0.05	Flush	46	Dissipative		
8142	Oval	S	110.0 / 4.33	10.5 / 0.41	10.0 / 0.39	6.0 / 0.24	0.8 / 0.03	0.1-1.0 / 0.00-0.04	Ultra-Flush®	46	Dissipative		
8150	Oval	M	112.5 / 4.43	13.0 / 0.51	12.5 / 0.50	6.0 / 0.24	1.2 / 0.05	0.3-1.6 / 0.01-0.06	Micro-Bevel®	50	Dissipative		
8151	Oval	M	112.5 / 4.43	13.0 / 0.51	12.5 / 0.50	6.0 / 0.24	1.2 / 0.05	0.2-1.6 / 0.01-0.06	Flush	50	Dissipative		
8152	Oval	M	112.5 / 4.43	13.0 / 0.51	12.5 / 0.50	6.0 / 0.24	1.2 / 0.05	0.1-1.25 / 0.00-0.05	Ultra-Flush®	50	Dissipative		
8160	Oval	L	125.0 / 4.92	16.0 / 0.63	16.0 / 0.63	8.0 / 0.31	1.6 / 0.06	0.4-2.0 / 0.02-0.08	Micro-Bevel®	88	Dissipative		
8161	Oval	L	125.0 / 4.92	16.0 / 0.63	16.0 / 0.63	8.0 / 0.31	1.6 / 0.06	0.3-2.0 / 0.01-0.08	Flush	88	Dissipative		
8162	Oval	L	125.0 / 4.92	16.0 / 0.63	16.0 / 0.63	8.0 / 0.31	1.6 / 0.06	0.3-1.6 / 0.01-0.08	Ultra-Flush®	88	Dissipative		
CO8131	Oval	XS	108.0 / 4.25	8.5 / 0.33	8.0 / 0.31	5.0 / 0.2	0.8 / 0.03	0.1-1.0 / 0.00-0.04	Flush	43	<b>Conductive</b>		
CO8140	Oval	S	110.0 / 4.33	10.5 / 0.41	10.0 / 0.39	6.0 / 0.24	0.8 / 0.03	0.2-1.25 / 0.01-0.05	Micro-Bevel®	46	<b>Conductive</b>		
CO8141	Oval	S	110.0 / 4.33	1.5 / 0.41	10.0 / 0.39	6.0 / 0.24	0.8 / 0.03	0.1-1.25 / 0.00-0.05	Flush	46	<b>Conductive</b>		
CO8142	Oval	S	110.0 / 4.33	10.5 / 0.41	10.0 / 0.39	6.0 / 0.24	0.8 / 0.03	0.1-1.0 / 0.00-0.04	Ultra-Flush®	46	<b>Conductive</b>		
CO8150	Oval	M	112.5 / 4.43	13.0 / 0.51	12.5 / 0.50	6.0 / 0.24	1.2 / 0.05	0.3-1.6 / 0.01-0.06	Micro-Bevel®	50	<b>Conductive</b>		
CO8151	Oval	M	112.5 / 4.43	12.5 / 0.50	12.5 / 0.50	6.0 / 0.24	1.2 / 0.05	0.2-1.6 / 0.01-0.06	Flush	50	<b>Conductive</b>		
CO8160	Oval	L	125.0 / 4.92	16.0 / 0.63	16.0 / 0.63	8.0 / 0.31	1.6 / 0.06	0.4-2.0 / 0.02-0.08	Micro-Bevel®	88	<b>Conductive</b>		
CO8161	Oval	L	125.0 / 4.92	16.0 / 0.63	16.0 / 0.63	8.0 / 0.31	1.6 / 0.06	0.3-2.0 / 0.01-0.08	Flush	88	<b>Conductive</b>		



HS Series

**HS Series:** Long, foam covered handles provide added leverage, an ergonomic grip, and reduced fatigue

Part No.			A mm / in	B mm / in	C mm / in	D mm / in	F mm / in		mm / in			g	$\Omega$
HS-8130	Oval	XS	140.3 / 5.52	8.0 / 0.31	8.0 / 0.31	5.0 / 0.2	0.8 / 0.03	0.2-1.25 / 0.01-0.05	Micro-Bevel®	91	Dissipative		
HS-8131	Oval	XS	140.3 / 5.52	8.0 / 0.31	8.0 / 0.31	5.0 / 0.2	0.8 / 0.03	0.1-1.25 / 0.01-0.05	Flush	91	Dissipative		
HS-8132	Oval	XS	140.3 / 5.52	8.0 / 0.31	8.0 / 0.31	5.0 / 0.2	0.8 / 0.03	0.1-0.8 / 0.01-0.03	Ultra-Flush®	91	Dissipative		
HS-8140	Oval	S	5.60 / 142.3	10.0 / 0.39	10.0 / 0.39	6.0 / 0.24	0.8 / 0.03	0.2-1.25 / 0.01-0.05	Micro-Bevel®	92	Dissipative		
HS-8141	Oval	S	5.60 / 142.3	10.0 / 0.39	10.0 / 0.39	6.0 / 0.24	0.8 / 0.03	0.1-1.25 / 0.01-0.05	Flush	92	Dissipative		
HS-8142	Oval	S	5.60 / 142.3	10.0 / 0.39	10.0 / 0.39	6.0 / 0.24	0.8 / 0.03	0.1-1.0 / 0.01-0.04	Ultra-Flush®	92	Dissipative		
HS-8150	Oval	M	144.8 / 5.70	12.5 / 0.5	12.5 / 0.49	6.0 / 0.24	1.2 / 0.05	0.3-1.6 / 0.01-0.06	Micro-Bevel®	98	Dissipative		
HS8151	Oval	M	144.8 / 5.70	12.5 / 0.5	12.5 / 0.49	6.0 / 0.24	1.2 / 0.05	0.2-1.6 / 0.01-0.06	Flush	98	Dissipative		
HS8152	Oval	M	144.8 / 5.70	12.5 / 0.5	12.5 / 0.49	6.0 / 0.24	1.2 / 0.05	0.1-1.25 / 0.01-0.05	Ultra-Flush®	98	Dissipative		
HS-8160	Oval	L	157.3 / 6.19	16.0 / 0.63	16.0 / 0.63	8.0 / 0.31	1.6 / 0.06	0.4-2.0 / 0.02-0.08	Micro-Bevel®	136	Dissipative		
HS-8161	Oval	L	157.3 / 6.19	16.0 / 0.63	16.0 / 0.63	8.0 / 0.31	1.6 / 0.06	0.3-2.0 / 0.01-0.08	Flush	136	Dissipative		
HS-8162	Oval	L	157.3 / 6.19	16.0 / 0.63	16.0 / 0.63	8.0 / 0.31	1.6 / 0.06	0.3-2.0 / 0.01-0.08	Ultra-Flush®	136	Dissipative		

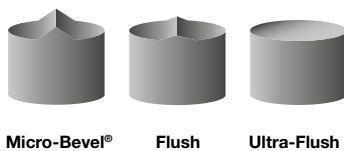


## Tapered Head

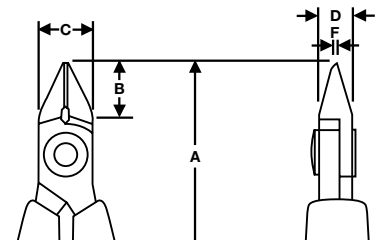
- Precision screw joint minimizes friction and maximizes alignment of cutting edges
- Precision induction hardened cutting edges 63–65 HRC
- Material: High performance alloy steel
- Cutting capacity is listed for solid copper wire
- Black Oxide finish



⚡ *Ideal for assembly work where accessibility is a consideration* ⚡



Micro-Bevel®    Flush    Ultra-Flush



**RX Series:** Two-component ESD safe Ergo™ handles: Thermoplastic surface on tough polypropylene provides superior grip

- Micro-Touch™: The shape of the handles makes it possible to control and rotate the pliers between thumb and index finger for precision work
- Biospring reduces tension throughout the working cycle of the tool and can be adjusted in three different positions

ergo



RX Series

Part No.			A mm / in	B mm / in	C mm / in	D mm / in	F mm / in				
RX-8133	Tapered	XS	108.0 / 4.25	8.0 / 0.31	8.0 / 0.31	5.0 / 0.2	0.8 / 0.03	0.2–1.0 / 0.008–0.04	Micro-Bevel®	66	Dissipative
RX-8134	Tapered	XS	108.0 / 4.25	8.0 / 0.31	8.0 / 0.31	5.0 / 0.2	0.8 / 0.03	0.1–0.8 / 0.004–0.03	Flush	66	Dissipative
RX8135	Tapered	XS	108.0 / 4.25	8.0 / 0.31	8.0 / 0.31	5.0 / 0.2	0.8 / 0.03	0.1–0.5 / 0.004–0.02	Ultra-Flush®	66	Dissipative
RX-8143	Tapered	S	135.5 / 5.25	10.5 / 0.41	8.0 / 0.39	6.0 / 0.24	0.8 / 0.03	0.2-1.25 / 0.01-0.05	Micro-Bevel®	68	Dissipative
RX-8144	Tapered	S	135.5 / 5.25	10.5 / 0.41	8.0 / 0.39	6.0 / 0.24	0.8 / 0.03	0.1-1.25 / 0.00-0.05	Flush	68	Dissipative
RX-8145	Tapered	S	135.5 / 5.25	10.5 / 0.41	8.0 / 0.39	6.0 / 0.24	0.8 / 0.03	0.1-1.0 / 0.00-0.04	Ultra-Flush®	68	Dissipative
RX8153	Tapered	M	138.0 / 5.30	13.0 / 0.51	12.5 / 0.49	6.0 / 0.24	1.2 / 0.05	0.3-1.6 / 0.01-0.06	Micro-Bevel®	71	Dissipative
RX8154	Tapered	M	138.0 / 5.30	13.0 / 0.51	12.5 / 0.49	6.0 / 0.24	1.2 / 0.05	0.2-1.6 / 0.01-0.06	Flush	71	Dissipative
RX8155	Tapered	M	138.0 / 5.30	13.0 / 0.51	12.5 / 0.49	6.0 / 0.24	1.2 / 0.05	0.2-1.25 / 0.01-0.05	Ultra-Flush®	71	Dissipative
RX-8163	Tapered	L	147.0 / 5.80	16.0 / 0.63	16.0 / 0.63	8.0 / 0.31	1.6 / 0.06	0.4-2.0 / 0.02-0.08	Micro-Bevel®	95	Dissipative
RX-8164	Tapered	L	147.0 / 5.80	16.0 / 0.63	16.0 / 0.63	8.0 / 0.31	1.6 / 0.06	0.3-2.0 / 0.01-0.08	Flush	95	Dissipative
RX8165	Tapered	L	147.0 / 5.80	16.0 / 0.63	16.0 / 0.63	8.0 / 0.31	1.6 / 0.06	0.3-1.6 / 0.01-0.06	Ultra-Flush®	95	Dissipative





## Tapered Head

**80 Series:** ESD safe synthetic mono material with leaf springs



Part No.			A mm / in	B mm / in	C mm / in	D mm / in	F mm / in				
8133	Tapered	XS	108.0 / 4.25	8.0 / 0.31	8.0 / 0.31	5.0 / 0.2	0.8 / 0.03	0.2-1.0 / 0.008-0.04	Micro-Bevel®	43	Dissipative
8134	Tapered	XS	108.0 / 4.25	8.0 / 0.31	8.0 / 0.31	5.0 / 0.2	0.8 / 0.03	0.1-0.8 / 0.004-0.03	Flush	43	Dissipative
8135	Tapered	XS	108.0 / 4.25	8.0 / 0.31	8.0 / 0.31	5.0 / 0.2	0.8 / 0.03	0.1-0.5 / 0.004-0.02	Ultra-Flush®	43	Dissipative
8143	Tapered	S	110.0 / 4.33	10.5 / 0.41	8.0 / 0.39	6.0 / 0.24	0.8 / 0.03	0.2-1.25 / 0.01-0.05	Micro-Bevel®	46	Dissipative
8144	Tapered	S	110.0 / 4.33	10.5 / 0.41	8.0 / 0.39	6.0 / 0.24	0.8 / 0.03	0.2-1.25 / 0.01-0.05	Flush	46	Dissipative
8145	Tapered	S	110.0 / 4.33	10.5 / 0.41	8.0 / 0.39	6.0 / 0.24	0.8 / 0.03	0.1-1.0 / 0.00-0.04	Ultra-Flush®	46	Dissipative
8153	Tapered	M	112.5 / 4.43	13.0 / 0.51	12.5 / 0.50	6.0 / 0.24	1.2 / 0.05	0.3-1.6 / 0.01-0.06	Micro-Bevel®	49	Dissipative
8154	Tapered	M	112.5 / 4.43	13.0 / 0.51	12.5 / 0.50	6.0 / 0.24	1.2 / 0.05	0.2-1.6 / 0.01-0.06	Flush	49	Dissipative
8155	Tapered	M	112.5 / 4.43	13.0 / 0.51	12.5 / 0.50	6.0 / 0.24	1.2 / 0.05	0.2-1.25 / 0.01-0.05	Ultra-Flush®	49	Dissipative
8163	Tapered	L	125.0 / 4.92	16.0 / 0.63	16.0 / 0.63	8.0 / 0.31	1.6 / 0.06	0.4-2.0 / 0.02-0.08	Micro-Bevel®	88	Dissipative
8164	Tapered	L	125.0 / 4.92	16.0 / 0.63	16.0 / 0.63	8.0 / 0.31	1.6 / 0.06	0.3-2.0 / 0.01-0.08	Flush	88	Dissipative
8165	Tapered	L	125.0 / 4.92	16.0 / 0.63	16.0 / 0.63	8.0 / 0.31	1.6 / 0.06	0.3-1.6 / 0.01-0.06	Ultra-Flush®	88	Dissipative
C08144	Tapered	S	110.0 / 4.33	10.5 / 0.41	10.0 / 0.39	6.0 / 0.24	0.8 / 0.03	0.2-1.25 / 0.01-0.05	Flush	46	<b>Conductive</b>
C08154	Tapered	M	112.5 / 4.43	13.0 / 0.51	12.5 / 0.50	6.0 / 0.24	1.2 / 0.05	0.2-1.6 / 0.01-0.06	Flush	49	<b>Conductive</b>
C08163	Tapered	L	125.0 / 4.92	16.0 / 0.63	16.0 / 0.63	8.0 / 0.31	1.6 / 0.06	0.4-2.0 / 0.02-0.08	Micro-Bevel®	88	<b>Conductive</b>
C08165	Tapered	L	125.0 / 4.92	16.0 / 0.63	16.0 / 0.63	8.0 / 0.31	1.6 / 0.06	0.3-1.6 / 0.01-0.06	Ultra-Flush®	88	<b>Conductive</b>

**Supreme Series:** ESD safe synthetic mono material with leaf springs

Natural finish



Part No.			A mm / in	B mm / in	C mm / in	D mm / in	F mm / in				
7190	Tapered	S	108.0 / 4.29	9.0 / 0.35	9.0 / 0.35	6.0 / 0.24	1.0 / 0.04	0.2-1.0 / 0.00-0.04	Micro-Bevel®	50	Dissipative
7191	Tapered	S	108.0 / 4.29	9.0 / 0.35	9.0 / 0.35	6.0 / 0.24	1.0 / 0.04	0.1-1.0 / 0.00-0.04	Flush	50	Dissipative
C07190	Tapered	S	108.0 / 4.29	9.0 / 0.35	9.0 / 0.35	6.0 / 0.24	1.0 / 0.04	0.2-1.0 / 0.00-0.04	Micro-Bevel®	50	<b>Conductive</b>
C07191	Tapered	S	108.0 / 4.29	9.0 / 0.35	9.0 / 0.35	6.0 / 0.24	1.0 / 0.04	0.1-1.0 / 0.00-0.04	Flush	50	<b>Conductive</b>

**HS Series:** Long, foam covered handles provide added leverage, an ergonomic grip, and reduced fatigue



Part No.			A mm / in	B mm / in	C mm / in	D mm / in	F mm / in				
HS-8133	Tapered	XS	140.3 / 5.52	8.0 / 0.31	8.0 / 0.31	5.0 / 0.2	0.8 / 0.03	0.2-1.0 / 0.008-0.04	Micro-Bevel®	91	Dissipative
HS-8134	Tapered	XS	140.3 / 5.52	8.0 / 0.31	8.0 / 0.31	5.0 / 0.2	0.8 / 0.03	0.1-0.8 / 0.004-0.03	Flush	91	Dissipative
HS-8135	Tapered	XS	140.3 / 5.52	8.0 / 0.31	8.0 / 0.31	5.0 / 0.2	0.8 / 0.03	0.1-0.5 / 0.00-0.02	Ultra-Flush®	91	Dissipative
HS-8143	Tapered	S	5.60 / 142.3	10.0 / 0.39	10.0 / 0.39	6.0 / 0.24	0.8 / 0.03	0.2-1.25 / 0.01-0.05	Micro-Bevel®	91	Dissipative
HS-8144	Tapered	S	5.60 / 142.3	10.0 / 0.39	10.0 / 0.39	6.0 / 0.24	0.8 / 0.03	0.2-1.25 / 0.01-0.05	Flush	91	Dissipative
HS-8145	Tapered	S	5.60 / 142.3	10.0 / 0.39	10.0 / 0.39	6.0 / 0.24	0.8 / 0.03	0.1-1.0 / 0.01-0.04	Ultra-Flush®	91	Dissipative
HS8153	Tapered	M	144.8 / 5.70	12.5 / 0.5	12.5 / 0.49	6.0 / 0.24	1.2 / 0.05	0.3-1.6 / 0.01-0.06	Micro-Bevel®	97	Dissipative
HS8154	Tapered	M	144.8 / 5.70	12.5 / 0.5	12.5 / 0.49	6.0 / 0.24	1.2 / 0.05	0.2-1.6 / 0.01-0.06	Flush	97	Dissipative
HS-8155	Tapered	M	144.8 / 5.70	12.5 / 0.5	12.5 / 0.49	6.0 / 0.24	1.2 / 0.05	0.2-1.25 / 0.01-0.05	Ultra-Flush®	97	Dissipative
HS-8163	Tapered	L	157.3 / 6.19	16.0 / 0.63	16.0 / 0.63	8.0 / 0.31	1.6 / 0.06	0.3-2.0 / 0.01-0.08	Micro-Bevel®	136	Dissipative
HS8164	Tapered	L	157.3 / 6.19	16.0 / 0.63	16.0 / 0.63	8.0 / 0.31	1.6 / 0.06	0.3-2.0 / 0.01-0.08	Flush	136	Dissipative
HS8165	Tapered	L	157.3 / 6.19	16.0 / 0.63	16.0 / 0.63	8.0 / 0.31	1.6 / 0.06	0.3-1.6 / 0.01-0.06	Ultra-Flush®	136	Dissipative



## Tapered & Relieved Head

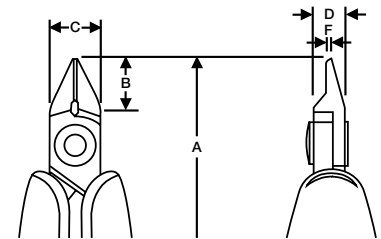
- Precision screw joint minimizes friction and maximizes alignment of cutting edges
- Precision induction hardened cutting edges 63–65 HRC
- Material: High performance alloy steel
- Cutting capacity is listed for solid copper wire
- Black Oxide finish



☀️ *Ideal for use in confined spaces and for rework* ☀️



Micro-Bevel®    Flush    Ultra-Flush



**RX Series:** Two-component ESD safe Ergo™ handles: Thermoplastic surface on tough polypropylene provides superior grip

- Micro-Touch™: The shape of the handles makes it possible to control and rotate the pliers between thumb and index finger for precision work
- Biospring reduces tension throughout the working cycle of the tool and can be adjusted in three different positions

ergo



RX Series

Part No.			A mm / in	B mm / in	C mm / in	D mm / in	F mm / in				
RX-8136	Tapered & Relieved	XS	108.0 / 4.25	8.0 / 0.31	8.0 / 0.31	5.0 / 0.2	0.8 / 0.03	0.1-0.8 / 0.004-0.03	Micro-Bevel®	66	Dissipative
RX8137	Tapered & Relieved	XS	108.0 / 4.25	8.0 / 0.31	8.0 / 0.31	5.0 / 0.2	0.8 / 0.03	0.1-0.8 / 0.004-0.03	Flush	66	Dissipative
RX8138	Tapered & Relieved	XS	108.0 / 4.25	8.0 / 0.31	8.0 / 0.31	5.0 / 0.2	0.8 / 0.03	0.1-0.5 / 0.004-0.02	Ultra-Flush®	66	Dissipative
RX-8146	Tapered & Relieved	S	135.5 / 5.25	10.5 / 0.41	10.0 / 0.39	6.0 / 0.24	0.8 / 0.03	0.2-1.0 / 0.01-0.04	Micro-Bevel®	68	Dissipative
RX-8147	Tapered & Relieved	S	135.5 / 5.25	10.5 / 0.41	10.0 / 0.39	6.0 / 0.24	0.8 / 0.03	0.1-1.0 / 0.00-0.04	Flush	68	Dissipative
RX-8148	Tapered & Relieved	S	135.5 / 5.25	10.5 / 0.41	10.0 / 0.39	6.0 / 0.24	0.8 / 0.03	0.1-0.8 / 0.00-0.03	Ultra-Flush®	68	Dissipative
RX8156	Tapered & Relieved	M	138.0 / 5.30	13.0 / 0.51	12.5 / 0.49	6.0 / 0.24	1.2 / 0.05	0.3-1.25 / 0.01-0.05	Ultra-Flush®	70	Dissipative
RX8157	Tapered & Relieved	M	138.0 / 5.30	13.0 / 0.51	12.5 / 0.49	6.0 / 0.24	1.2 / 0.05	0.2-1.25 / 0.01-0.05	Flush	70	Dissipative
RX-8158	Tapered & Relieved	M	138.0 / 5.30	13.0 / 0.51	12.5 / 0.49	6.0 / 0.24	1.2 / 0.05	0.2-1.0 / 0.01-0.04	Ultra-Flush®	70	Dissipative
RX-8166	Tapered & Relieved	L	147.0 / 5.80	16.0 / 0.63	16.0 / 0.63	8.0 / 0.31	1.6 / 0.06	0.4-1.5 / 0.02-0.06	Micro-Bevel®	139	Dissipative
RX8167	Tapered & Relieved	L	147.0 / 5.80	16.0 / 0.63	16.0 / 0.63	8.0 / 0.31	1.6 / 0.06	0.3-1.5 / 0.01-0.06	Flush	139	Dissipative
RX-8168	Tapered & Relieved	L	147.0 / 5.80	16.0 / 0.63	16.0 / 0.63	8.0 / 0.31	1.6 / 0.06	0.3-1.25 / 0.01-0.05	Ultra-Flush®	139	Dissipative

## RX Series: EXTRA SLIM HEAD

Lindström



ergo



RX Series

Part No.			A mm / in	B mm / in	C mm / in	D mm / in	F mm / in				
RX8137MX	Tapered & Relieved	XS	108.0 / 4.25	8.0 / 0.31	8.0 / 0.31	5.0 / 0.2	<b>0.1 / 0.0</b>	0.1-0.8 / 0.004-0.03	Flush	66	Dissipative
RX8138MX	Tapered & Relieved	XS	108.0 / 4.25	8.0 / 0.31	8.0 / 0.31	5.0 / 0.2	<b>0.1 / 0.0</b>	0.1-0.8 / 0.004-0.03	Ultra-Flush®	66	Dissipative

Unique cutting heads developed together with specific end-user to solve critical applications



## Tapered & Relieved Head



80 Series

**80 Series:** ESD safe synthetic mono material with leaf springs

Part No.			A mm / in	B mm / in	C mm / in	D mm / in	F mm / in				$\Omega$
8136	Tapered & Relieved	XS	108.0 / 4.25	8.0 / 0.31	8.0 / 0.31	5.0 / 0.2	0.6 / 0.02	0.1-0.8 / 0.004-0.03	Micro-Bevel®	43	Dissipative
8137	Tapered & Relieved	XS	108.0 / 4.25	8.0 / 0.31	8.0 / 0.31	5.0 / 0.2	0.6 / 0.02	0.1-0.8 / 0.004-0.03	Flush	43	Dissipative
8138	Tapered & Relieved	XS	108.0 / 4.25	8.0 / 0.31	8.0 / 0.31	5.0 / 0.2	0.6 / 0.02	0.1-0.5 / 0.004-0.02	Ultra-Flush®	43	Dissipative
8146	Tapered & Relieved	S	110.5 / 4.33	10.0 / 0.39	10.0 / 0.39	6.0 / 0.24	0.8 / 0.03	0.2-1.0 / 0.01-0.04	Micro-Bevel®	46	Dissipative
BAH8147	Tapered & Relieved	S	110.5 / 4.33	10.0 / 0.39	10.0 / 0.39	6.0 / 0.24	0.8 / 0.03	0.1-1.0 / 0.01-0.04	Flush	46	Dissipative
8148	Tapered & Relieved	S	110.5 / 4.33	10.0 / 0.39	10.0 / 0.39	6.0 / 0.24	0.8 / 0.03	0.1-0.8 / 0.00-0.03	Ultra-Flush®	45	Dissipative
BAH8156	Tapered & Relieved	M	112.5 / 4.43	12.5 / 0.5	12.5 / 0.50	6.0 / 0.24	1.2 / 0.05	0.3-1.25 / 0.01-0.05	Micro-Bevel®	49	Dissipative
BAH8157	Tapered & Relieved	M	112.5 / 4.43	12.5 / 0.5	12.5 / 0.50	6.0 / 0.24	1.2 / 0.05	0.2-1.25 / 0.01-0.05	Flush	49	Dissipative
BAH8158	Tapered & Relieved	M	112.5 / 4.43	12.5 / 0.5	12.5 / 0.50	6.0 / 0.24	1.2 / 0.05	0.2-1.0 / 0.01-0.04	Ultra-Flush®	49	Dissipative
8166L	Tapered & Relieved	L	125.0 / 4.92	16.0 / 0.63	16.0 / 0.63	8.0 / 0.31	1.6 / 0.06	0.4-1.5 / 0.02-0.06	Micro-Bevel®	52	Dissipative
BAH8167	Tapered & Relieved	L	125.0 / 4.92	16.0 / 0.63	16.0 / 0.63	8.0 / 0.31	1.6 / 0.06	0.3-1.5 / 0.01-0.06	Flush	52	Dissipative
BAH8168	Tapered & Relieved	L	125.0 / 4.92	16.0 / 0.63	16.0 / 0.63	8.0 / 0.31	1.6 / 0.06	0.3-1.25 / 0.01-0.05	Ultra-Flush®	51	Dissipative
CO8148	Tapered & Relieved	S	110.0 / 4.33	10.0 / 0.39	10.0 / 0.39	6.0 / 0.24	0.8 / 0.03	0.1-0.8 / 0.00-0.03	Ultra-Flush®	45	<b>Conductive</b>



HS Series

**HS Series:** Long, foam covered handles provide added leverage, an ergonomic grip, and reduced fatigue

Part No.			A mm / in	B mm / in	C mm / in	D mm / in	F mm / in				$\Omega$
HS-8136	Tapered & Relieved	XS	140.3 / 5.52	8.0 / 0.31	8.0 / 0.31	5.0 / 0.2	0.8 / 0.03	0.1-0.8 / 0.004-0.03	Micro-Bevel®	91	Dissipative
HS-8137	Tapered & Relieved	XS	140.3 / 5.52	8.0 / 0.31	8.0 / 0.31	5.0 / 0.2	0.8 / 0.03	0.1-0.8 / 0.004-0.03	Flush	91	Dissipative
HS-8138	Tapered & Relieved	XS	140.3 / 5.52	8.0 / 0.31	8.0 / 0.31	5.0 / 0.2	0.8 / 0.03	0.1-0.5 / 0.004-0.02	Ultra-Flush®	91	Dissipative
HS8146	Tapered & Relieved	S	5.60 / 142.3	10.0 / 0.39	10.0 / 0.39	6.0 / 0.24	0.8 / 0.03	0.2-1.0 / 0.01-0.04	Micro-Bevel®	91	Dissipative
HS8147	Tapered & Relieved	S	5.60 / 142.3	10.0 / 0.39	10.0 / 0.39	6.0 / 0.24	0.8 / 0.03	0.1-1.0 / 0.01-0.04	Flush	91	Dissipative
HS-8148	Tapered & Relieved	S	5.60 / 142.3	10.0 / 0.39	10.0 / 0.39	6.0 / 0.24	0.8 / 0.03	0.1-0.8 / 0.01-0.03	Ultra-Flush®	90	Dissipative
HS-8156	Tapered & Relieved	M	144.8 / 5.70	12.5 / 0.5	12.5 / 0.49	6.0 / 0.24	1.0 / 0.04	0.3-1.25 / 0.01-0.05	Micro-Bevel®	97	Dissipative
HS8157	Tapered & Relieved	M	144.8 / 5.70	12.5 / 0.5	12.5 / 0.49	6.0 / 0.24	1.0 / 0.04	0.2-1.25 / 0.01-0.05	Flush	97	Dissipative
HS-8158	Tapered & Relieved	M	144.8 / 5.70	12.5 / 0.5	12.5 / 0.49	6.0 / 0.24	1.0 / 0.04	0.2-1.0 / 0.01-0.04	Ultra-Flush®	97	Dissipative
HS-8166	Tapered & Relieved	L	125.0 / 4.92	16.0 / 0.63	16.0 / 0.63	8.0 / 0.31	1.6 / 0.06	0.4-1.5 / 0.02-0.06	Micro-Bevel®	139	Dissipative
HS-8167	Tapered & Relieved	L	125.0 / 4.92	16.0 / 0.63	16.0 / 0.63	8.0 / 0.31	1.6 / 0.06	0.3-1.5 / 0.01-0.06	Flush	139	Dissipative
HS-8168	Tapered & Relieved	L	125.0 / 4.92	16.0 / 0.63	16.0 / 0.63	8.0 / 0.31	1.6 / 0.06	0.3-1.25 / 0.01-0.05	Ultra-Flush®	139	Dissipative



Flush cutters are identified by a circle on the handle.  
Double circles indicate Ultra-Flush® cutters.

## Stripping Head

- Precision screw joint minimizes friction and maximizes alignment of cutting edges
- Precision induction hardened cutting edges 63–65 HRC
- Material: High performance alloy steel
- Cutting capacity is listed for solid copper wire
- Black Oxide finish



8160J  
Stripping Capacity: > 0,5 mm

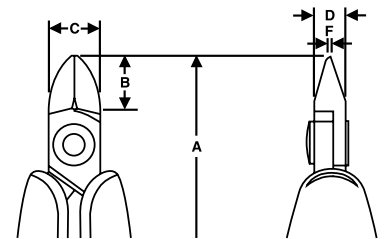


8150SK  
Stripping Capacity: > 0,9 - 1,8 mm

▶ *Ideal for wire harness work & standard printed circuit board assembly*  
Also valid for stripping ◀



Micro-Bevel®



80 Series

**80 Series:** ESD safe synthetic mono material with leaf springs

Part No.			A mm / in	B mm / in	C mm / in	D mm / in	F mm / in				
8150J	Oval	M	112.5 / 4.43	13.0 / 0.51	12.5 / 0.50	6.0 / 0.24	1.2 / 0.05	Max / 0.5	Micro-Bevel®	50	Dissipative
8160J	Oval	L	125.0 / 4.92	16.0 / 0.62	16.0 / 0.63	8.0 / 0.31	1.6 / 0.06	Max / 0.5	Micro-Bevel®	87	Dissipative



80 Series

**80 Series:** ESD safe synthetic mono material with leaf springs

Part No.			A mm / in	B mm / in	C mm / in	D mm / in	F mm / in				
8150SK	Oval	M	112.5 / 4.43	13.0 / 0.51	12.5 / 0.50	6.0 / 0.24	1.2 / 0.05	0.3-1.6 / 0.01-0.06	Micro-Bevel®	50	Dissipative

Unique cutting heads developed together with specific end-user to solve critical applications




**Designed for Hard  
Wire Applications**

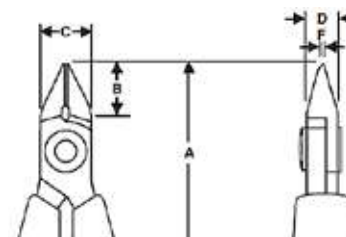


## 7154TC Carbide Insert Cutter

- Carbide Insert Cutters suitable for hard wire materials such as Nitinol, Stainless Steel, Platinum and Titanium
- High performance alloy steel material provides strength and reliability
- Precision lap joint with screw minimizes friction while maximizing cutting edge and tip alignment
- ESD Safe, comfortable synthetic handles with return spring for smooth operation
- Polished, natural finish provides protection against oxidation
- Cutting capacity hard wire from 0.10 mm to 0.40 mm / 0.004 in to 0.016 in. And when tip cutting max 0.2 mm / 0.008 in
- 8154PSP designed for soft materials



Designed to Cut  
Guidewires, Catheters &  
Fine Trimming of Stents



### Carbide Insert: ESD safe synthetic mono material with leaf springs

Lindström



Unique Head



Carbide Cutter

Part No.			A mm / in	B mm / in	C mm / in	D mm / in	F mm / in	Soft Wire Cap. mm / in	Hard Wire Cap. mm / in		
7154TC	Tapered	M	112.5 / 4.43	13.0 / 0.51	12.5 / 0.49	6.0 / 0.24	2.0 / 0.08	0.1-0.9 / 0.004-0.03	0.1-0.4 / 0.004-0.02	Flush	Dissipative
8154PSP	Tapered	M	112.5 / 4.43	13.0 / 0.51	12.5 / 0.49	6.0 / 0.24	2.0 / 0.08	0.2-1.6 / 0.01-0.06	-	Flush	Dissipative

Unique cutting heads developed together with specific end-user to solve critical applications

### RX Series: Two-component ESD safe Ergo™ handles: Thermoplastic surface on tough polypropylene provides superior grip

- Micro-Touch™: The shape of the handles makes it possible to control and rotate the pliers between thumb and index finger for precision work
- Biospring reduces tension throughout the working cycle of the tool and can be adjusted in three different positions

ergo



RX Series

Part No.			A mm / in	B mm / in	C mm / in	D mm / in	F mm / in	Soft Wire Cap. mm / inch	Hard Wire Cap. mm / inch		
RX8140M2	Oval	S	135.5 / 5.33	10.5 / 0.41	10.0 / 0.39	6.0 / 0.24	0.8 / 0.03	0.2-1.25 / 0.01-0.05	0.2-0.5 / 0.01-0.02	Micro-Bevel®	Dissipative
RX8150M2	Oval	M	138.0 / 5.43	13.0 / 0.51	12.5 / 0.49	6.0 / 0.24	1.2 / 0.05	0.3-1.6 / 0.01-0.06	0.2-0.8 / 0.01-0.03	Micro-Bevel®	Dissipative
RX8160M2	Oval	L	147.0 / 5.80	16.0 / 0.63	16.0 / 0.63	8.0 / 0.31	1.6 / 0.06	0.4-2.0 / 0.02-0.08	0.3-0.8 / 0.01-0.03	Micro-Bevel®	Dissipative

### M2: ESD safe synthetic mono material with leaf springs



M2 Series

Part No.			A mm / in	B mm / in	C mm / in	D mm / in	F mm / in	Soft Wire Cap. mm / inch	Hard Wire Cap. mm / inch		
8140M2	Oval	S	110.0 / 4.33	10.0 / 0.39	10.0 / 0.39	6.0 / 0.24	0.8 / 0.03	0.2-1.25 / 0.01-0.05	0.2-0.5 / 0.01-0.02	Micro-Bevel®	Dissipative
8150M2	Oval	M	112.5 / 4.43	12.5 / 0.50	12.5 / 0.50	6.0 / 0.24	1.2 / 0.05	0.3-1.6 / 0.01-0.06	0.2-0.8 / 0.01-0.03	Micro-Bevel®	Dissipative
8160M2	Oval	L	125.0 / 4.92	16.0 / 0.63	16.0 / 0.63	8.0 / 0.31	1.6 / 0.06	0.4-2.0 / 0.02-0.08	0.3-0.8 / 0.01-0.03	Micro-Bevel®	Dissipative

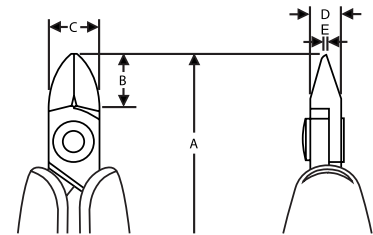


## Performance Specific Series

- Sharp and fully aligned edges
- Numerically controlled machining guarantees edge angle accuracy and contact, increasing the tools reliability and consistency
- Produced using high performance alloy steel material provides strength and reliability
- Induction hardening technique and modified cutting edges deliver precise cuts
- Precision screw joint minimizes friction while maximizing cutting edge and tip alignment
- ESD safe, comfortable synthetic handles with return springs for smooth operation
- Phosphate finish provides protection against oxidation and reduces glare under illumination



Electrical & Electronic Medical Diagnostic Equipment and Instruments



**RX Series:** Two-component ESD safe Ergo™ handles: Thermoplastic surface on tough polypropylene provides superior grip

- Micro-Touch™: The shape of the handles makes it possible to control and rotate the pliers between thumb and index finger for precision work
- Biospring reduces tension throughout the working cycle of the tool and can be adjusted in three different positions



RX Series

Part No.			A mm / in	B mm / in	C mm / in	D mm / in	E mm / in	Soft Wire Cap. mm / inch	Hard Wire Cap. mm / inch				
RX8140PS	Oval	S	112.5 / 4.43	10.5 / 0.41	10.0 / 0.39	6.0 / 0.24	0.8 / 0.03	0.2-1.25 / 0.01-0.05	0.2-0.5 / 0.01-0.02	Micro-Bevel®	Dissipative		
RX8141PS	Oval	S	112.5 / 4.43	10.5 / 0.41	10.0 / 0.39	6.0 / 0.24	0.8 / 0.03	0.2-1.25 / 0.01-0.05	0.2-0.5 / 0.01-0.02	Flush	Dissipative		
RX8142PS	Oval	S	112.5 / 4.43	10.5 / 0.41	10.0 / 0.39	6.0 / 0.24	0.8 / 0.03	0.2-1.25 / 0.01-0.05	-	Ultra-Flush®	Dissipative		
RX8147PS	Tapered&Relieved	S	112.5 / 4.43	10.5 / 0.41	10.0 / 0.39	6.0 / 0.24	0.8 / 0.03	0.2-1.25 / 0.01-0.05	0.2-0.5 / 0.01-0.02	Flush	Dissipative		
RX8150PS	Oval	M	135.5 / 5.33	12.5 / 0.50	12.5 / 0.50	6.0 / 0.24	1.2 / 0.05	0.3-1.6 / 0.01-0.06	0.2-0.8 / 0.01-0.03	Micro-Bevel®	Dissipative		
RX8160BPS	Oval	L	125.0 / 4.92	16.0 / 0.63	16.0 / 0.63	8.0 / 0.31	1.6 / 0.06	0.3-2.0 / 0.01-0.08	0.3-0.8 / 0.01-0.03	Micro-Bevel®	Dissipative		
RX8161PS	Oval	L	125.0 / 4.92	16.0 / 0.63	16.0 / 0.63	8.0 / 0.31	1.6 / 0.06	0.3-2.0 / 0.01-0.08	0.3-0.8 / 0.01-0.03	Flush	Dissipative		

**PS:** ESD safe synthetic mono material with leaf springs



PS Series


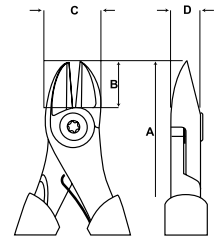
Part No.			A mm / in	B mm / in	C mm / in	D mm / in	E mm / in	Soft Wire Cap. mm / inch	Hard Wire Cap. mm / inch				
8140PS	Oval	S	112.5 / 4.43	10.5 / 0.41	10.0 / 0.39	6.0 / 0.24	0.8 / 0.03	0.2-1.25 / 0.01-0.05	0.2-0.5 / 0.01-0.02	Micro-Bevel®	Dissipative		
8141PS	Oval	S	112.5 / 4.43	10.5 / 0.41	10.0 / 0.39	6.0 / 0.24	0.8 / 0.03	0.2-1.25 / 0.01-0.05	0.2-0.5 / 0.01-0.02	Flush	Dissipative		
8142PS	Oval	S	110.0 / 4.33	10.5 / 0.41	10.0 / 0.39	6.0 / 0.24	0.8 / 0.03	0.1-1.0 / 0.00-0.04	-	Ultra-Flush®	Dissipative		
8147PS	Tapered & Relieved	S	110.5 / 4.33	10.0 / 0.39	10.0 / 0.39	6.0 / 0.24	0.8 / 0.03	0.1-1.0 / 0.01-0.04	-	Flush	Dissipative		
8150PS	Oval	M	135.5 / 5.33	12.5 / 0.50	12.5 / 0.50	6.0 / 0.24	1.2 / 0.05	0.3-1.6 / 0.01-0.06	0.2-0.8 / 0.01-0.03	Micro-Bevel®	Dissipative		
8160PS	Oval	L	125.0 / 4.92	16.0 / 0.63	16.0 / 0.63	8.0 / 0.31	1.6 / 0.06	0.3-2.0 / 0.01-0.08	0.3-0.8 / 0.01-0.03	Micro-Bevel®	Dissipative		
8160BPS	Oval	L	125.0 / 4.92	16.0 / 0.63	16.0 / 0.63	8.0 / 0.31	1.6 / 0.06	0.4-2.0 / 0.02-0.08	0.3-0.8 / 0.01-0.03	Micro-Bevel®	Dissipative		
8161PS	Oval	L	125.0 / 4.92	16.0 / 0.63	16.0 / 0.63	8.0 / 0.31	1.6 / 0.06	0.3-2.0 / 0.01-0.08	0.3-0.8 / 0.01-0.03	Flush	Dissipative		

## ERGO™ Precision Diagonal Plastic Cutters

- Developed according to the ERGO® process for a comfortable and effective grip in all situations
- Rivet joint that minimizes friction and maximizes jaw alignment
- ESD safe handles in 2-component synthetic material
- On/off spring enables reduced profile for easy storage
- Extremely strong construction for long lasting performance
- Designed to produce a Flush cut result on plastic, nylon and cabled wire applications



☀ For plastic, solid and braided copper wire applications ☀









Flush



ERGO Side Cutter

**ERGO Side Cutter:** Two-component ESD safe Ergo™ handles: Thermoplastic surface on tough polypropylene provides superior grip

Part No.			A mm / in	B mm / in	C mm / in	D mm / in				
P6160	Oval	L	160.0 / 6.3	18.0 / 0.7	21.5 / 0.85	10.0 / 0.39	1.5 / 0.059	3.0 / 0.118	Flush	162




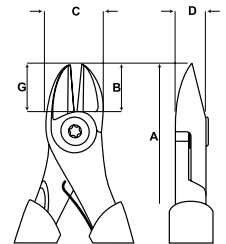


## Heavy Duty Diagonal Cutters

- Developed according to the ERGO® process for a comfortable and effective grip in all situations
- Progressive bevel cutting edge: The cutting bevel progresses along the edge in order to cut soft and thin material at the tip. Hard and thick material close to the joint
- Rivet joint minimizes friction and maximizes jaw alignment
- Cutting edges hardened to 63–65 HRC for durable performance
- High leverage joint to reduce cutting force
- Equipped with a return spring featuring an on/off function
- High performance alloy steel
- Black Oxide finish and anti-corrosion treated



☀ Progressive Bevel technology for both soft and hard wire applications ☀



Flush



Progressive Micro-Bevel® cutting edge



RX Series

Part No.			A mm / in	B mm / in	C mm / in	D mm / in	 mm / in	 mm / in	 mm / in		
TRX-8180	Oval	L	210.0 / 8.26	21.0 / 0.82	29.0 / 1.141	11.0 / 0.433	4.5 / 0.177	3.0 / 0.118	2.5 / 0.10	Progressive Bevel	304

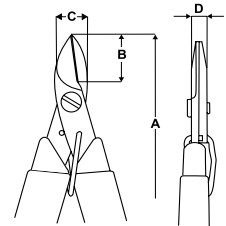
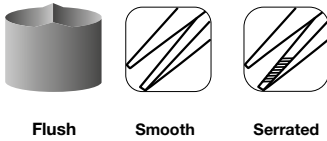


# Multipurpose Shear

- User-friendly, durable and fits comfortably in either hand
- High carbon steel blades with a hardness of 57–59 HRC
- Serrations on one cutting edge to prevent the material being cut from sliding away (HS6000)
- Precision screw joint that minimizes friction and maximizes alignment of cutting edges
- ESD safe non-slip, foam cushioned grips




Ideal for cutting Kevlar, insulation, cables, cable ties, and corded material of all types



HS Series

**HS Series:** Long, foam covered handles provide added leverage, an ergonomic grip, and reduced fatigue

Part No.			A mm / in	B mm / in	D mm / in				$\Omega$
HS6000	Serrated-Jaws	L	145.0 / 5.7	29.0 / 1.1	6.4 / 0.2	Serrated	Kevlar	88	Dissipative
HS6001	Smooth-Jaws	L	145.0 / 5.7	29.0 / 1.1	6.4 / 0.2	Smooth	Kevlar	88	Dissipative



**Oblique Cutters**

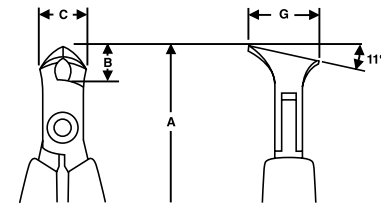



## 11° Oblique Head

- Precision screw joint minimizes friction and maximizes alignment of cutting edges
- Precision induction hardened cutting edges 63–65 HRC
- Material: High performance alloy steel
- Cutting capacity is listed for solid copper wire
- Natural finish



▶ **Durable, robust cutting blade design**  
**11 Degree angle ideal for confined space access**  
**Excellent for rework and close assembly applications** ▶



**Supreme Series:** ESD safe synthetic mono material with leaf springs  
 Natural finish



Part No.			A mm / in	B mm / in	C mm / in	G mm / in				
7290	End	S	108.0 / 4.25	8.0 / 0.31	10.5 / 0.41	15.0 / 0.59	0.35-1.25 / 0.01-0.05	Micro-Bevel®	56	Dissipative
7291	End	S	108.0 / 4.25	8.0 / 0.31	10.5 / 0.41	15.0 / 0.59	0.35-1.25 / 0.01-0.05	Flush	56	Dissipative

**HS Series:** Long, foam covered handles provide added leverage, an ergonomic grip, and reduced fatigue. Black Oxide finish



Part No.			A mm / in	B mm / in	C mm / in	D mm / in	G mm / in				
HS-7290	End	S	140.3 / 5.52	8.0 / 0.31	8.0 / 0.31	15.0 / 0.59	15.0 / 0.59	0.35-1.25 / 0.01-0.05	Micro-Bevel®	103	Dissipative
HS7291	End	S	140.3 / 5.52	8.0 / 0.31	10.5 / 0.41	15.0 / 0.59	15.0 / 0.59	0.35-1.25 / 0.01-0.05	Flush	103	Dissipative



# Miniature End Cutter

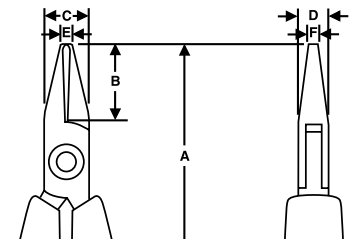
- Precision screw joint minimizes friction and maximizes alignment of cutting edges
- Precision induction hardened cutting edges 63–65 HRC
- Material: High performance alloy steel
- Cutting capacity is listed for solid copper wire
- Natural finish



Miniature head ideal for use in confined spaces  
Thin and short head for extra accessibility



Flush



**Supreme Series:** ESD safe synthetic mono material with leaf springs  
Natural finish



Supreme Series

Part No.			A mm / in	B mm / in	C mm / in	D mm / in	E mm / in	F mm / in				
7292	End	S	117.5 / 4.53	15.0 / 0.59	9.0 / 0.35	6.0 / 0.24	<b>3.2 / 0.13</b>	4.0 / 0.16	0.35-0.8 / 0.01-0.03	Flush	10	Dissipative

Lindström



Unique Head

## Thin Tip: FOR EXTRA ACCESSIBILITY

7292G	End	S	117.5 / 4.53	15.0 / 0.59	9.0 / 0.35	6.0 / 0.24	<b>2.3 / 0.09</b>	4.0 / 0.16	0.35-0.8 / 0.01-0.03	Flush	10	Dissipative
-------	-----	---	--------------	-------------	------------	------------	-------------------	------------	----------------------	-------	----	-------------

Unique cutting heads developed together with specific end-user to solve critical applications

**HS Series:** Long, foam covered handles provide added leverage, an ergonomic grip, and reduced fatigue. Black Oxide finish



HS Series

Part No.			A mm / in	B mm / in	C mm / in	D mm / in	E mm / in	F mm / in				
HS7292	End	S	147.3 / 5.80	15.0 / 0.59	9.0 / 0.35	6.0 / 0.24	<b>3.2 / 0.13</b>	4.0 / 0.16	0.1-1.0 / 0.01-0.03	Flush	101	Dissipative

## 11° Oblique End Cutter, Short Blade

- Precision screw joint minimizes friction and maximizes alignment of cutting edges
- Precision induction hardened cutting edges 63–65 HRC
- Material: High performance alloy steel
- Cutting capacity is listed for solid copper wire
- Black Oxide finish

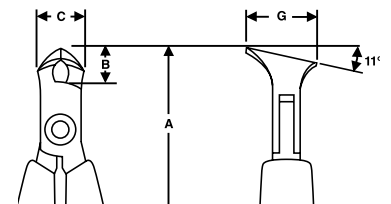


➤ *Durable, robust cutting blade design*  
*11 Degree angle ideal for confined*  
*space access*

*Excellent for rework and close*  
*assembly applications* ➤



Flush



**Supreme Series:** ESD safe synthetic mono material with leaf springs  
 Natural finish



Supreme Series

Part No.			A mm / in	B mm / in	C mm / in	G mm / in				
7293	End	S	108 / 4.25	8.0 / 0.31	10.5 / 0.41	<b>8.0 / 0.31</b>	0.35-1.0 / 0.01-0.04	Flush	56	Dissipative

**HS Series:** Long, foam covered handles provide added leverage, an ergonomic grip, and reduced fatigue



HS Series

Part No.			A mm / in	B mm / in	C mm / in	G mm / in				
HS7293	End	S	140.3 / 5.52	8.0 / 0.31	10.5 / 0.41	<b>8.0 / 0.31</b>	0.35-1.0 / 0.01-0.04	Flush	103	Dissipative




## 20° Short Head

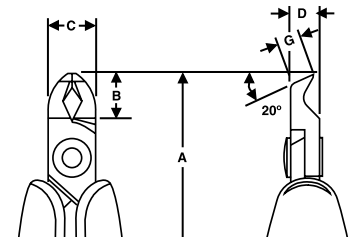
- Precision screw joint minimizes friction and maximizes alignment of cutting edges
- Precision induction hardened cutting edges 63–65 HRC
- Material: High performance alloy steel
- Cutting capacity is listed for solid copper wire
- Black Oxide finish



▶ *Ideal for assembly and rework where accessibility is a consideration* ◀



Flush



**RX Series:** Two-component ESD safe Ergo™ handles: Thermoplastic surface on tough polypropylene provides superior grip

- Micro-Touch™: The shape of the handles makes it possible to control and rotate the pliers between thumb and index finger for precision work
- Biospring reduces tension throughout the working cycle of the tool and can be adjusted in three different positions



RX Series

Part No.			A mm / in	B mm / in	C mm / in	D mm / in	G mm / in				
RX8211	Angle 20°	S	134.5 / 5.29	9.5 / 0.37	10.0 / 0.39	6.0 / 0.24	4.1 / 0.16	0.2-1.2 / 0.01-0.05	Flush	70	Dissipative

**80 Series:** ESD safe synthetic mono material with leaf springs



80 Series

Part No.			A mm / in	B mm / in	C mm / in	D mm / in	G mm / in				
8211	Angle 20°	S	110.0 / 4.33	9.5 / 0.37	10.0 / 0.39	6.0 / 0.24	4.1 / 0.16	0.2-1.2 / 0.01-0.05	Flush	43	Dissipative

**HS Series:** Long, foam covered handles provide added leverage, an ergonomic grip, and reduced fatigue



HS Series

Part No.			A mm / in	B mm / in	C mm / in	D mm / in	G mm / in				
HS8211	Angle 20°	L	142.3 / 5.60	9.5 / 0.37	10.0 / 0.39	8.0 / 0.31	4.1 / 0.16	0.2-1.2 / 0.01-0.05	Flush	91	Dissipative




## 45° Tapered Head

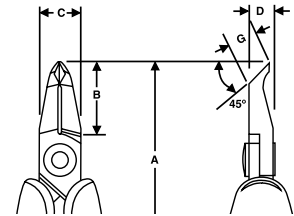
- Precision screw joint minimizes friction and maximizes alignment of cutting edges
- Precision induction hardened cutting edges 63–65 HRC
- Material: High performance alloy steel
- Cutting capacity is listed for solid copper wire
- Black Oxide finish



▶ *Ideal for assembly and rework where accessibility is a consideration* ▶



Flush



**RX Series:** Two-component ESD safe Ergo™ handles: Thermoplastic surface on tough polypropylene provides superior grip

- Micro-Touch™: The shape of the handles makes it possible to control and rotate the pliers between thumb and index finger for precision work
- Biospring reduces tension throughout the working cycle of the tool and can be adjusted in three different positions

ergo™



RX Series

Part No.			A mm / in	B mm / in	C mm / in	D mm / in	G mm / in				
RX8247	Angle 45°	S	143.0 / 5.63	18.0 / 0.71	10.0 / 0.39	6.0 / 0.24	6.7 / 0.26	0.2-1.0 / 0.01-0.04	Flush	72	Dissipative

**80 Series:** ESD safe synthetic mono material with leaf springs



80 Series

Part No.			A mm / in	B mm / in	C mm / in	D mm / in	G mm / in				
8247	Angle 45°	S	117.5 / 4.63	18.0 / 0.71	10.0 / 0.39	6.0 / 0.24	6.7 / 0.26	0.2-1.0 / 0.01-0.04	Flush	51	Dissipative
C08247	Angle 45°	S	117.5 / 4.63	18.0 / 0.71	10.0 / 0.39	6.0 / 0.24	6.7 / 0.26	0.2-1.0 / 0.01-0.04	Flush	51	Conductive

**HS Series:** Long, foam covered handles provide added leverage, an ergonomic grip, and reduced fatigue



HS Series

Part No.			A mm / in	B mm / in	C mm / in	D mm / in	G mm / in				
HS-8247	Angle 45°	L	149.8 / 5.90	18.0 / 0.71	10.0 / 0.39	8.0 / 0.31	6.7 / 0.26	0.2-1.0 / 0.01-0.04	Flush	99	Dissipative






## 45° Tapered & Relieved Head

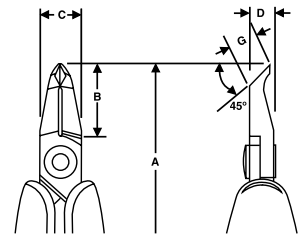
- Precision screw joint minimizes friction and maximizes alignment of cutting edges
- Precision induction hardened cutting edges 63–65 HRC
- Material: High performance alloy steel
- Cutting capacity is listed for solid copper wire
- Black Oxide finish



▶ *Ideal for assembly and rework where accessibility is a consideration* ◀



Flush



**RX Series:** Two-component ESD safe Ergo™ handles: Thermoplastic surface on tough polypropylene provides superior grip

- Micro-Touch™: The shape of the handles makes it possible to control and rotate the pliers between thumb and index finger for precision work
- Biospring reduces tension throughout the working cycle of the tool and can be adjusted in three different positions

ergo



RX Series

Part No.			A mm / in	B mm / in	C mm / in	D mm / in	G mm / in				
RX-8248	Angle 45°	S	143.0 / 5.63	18.0 / 0.71	10.0 / 0.39	6.0 / 0.24	6.7 / 0.26	0.2-0.8 / 0.01-0.03	Flush	72	Dissipative

**80 Series:** ESD safe synthetic mono material with leaf springs



80 Series

Part No.			A mm / in	B mm / in	C mm / in	D mm / in	G mm / in				
8248	Angle 45°	S	117.5 / 4.63	18.0 / 0.71	10.0 / 0.39	6.0 / 0.24	6.7 / 0.26	0.2-0.8 / 0.01-0.03	Flush	51	Dissipative
8249	Angle 45°	S	117.5 / 4.63	18.0 / 0.71	10.0 / 0.39	6.0 / 0.24	<b>6.4 / 0.25</b>	0.2-0.8 / 0.01-0.03	Flush	51	Dissipative
C08248	Angle 45°	S	117.5 / 4.63	18.0 / 0.71	10.0 / 0.39	6.0 / 0.24	6.7 / 0.26	0.2-0.8 / 0.01-0.03	Flush	51	<b>Conductive</b>

**80 Series: EXTRA LONG HEAD**

8248Q	Angle 45°	S	117.5 / 4.63	18.0 / 0.71	10.0 / 0.39	6.0 / 0.24	<b>7.5 / 0.29</b>	0.2-0.8 / 0.00-0.03	Ultra-Flush®	51	Dissipative
-------	-----------	---	--------------	-------------	-------------	------------	-------------------	---------------------	--------------	----	-------------

*Unique cutting heads developed together with specific end-user to solve critical applications*

Lindström



**Unique Head**  
Dissipative

**HS Series:** Long, foam covered handles provide added leverage, an ergonomic grip, and reduced fatigue



HS Series

Part No.			A mm / in	B mm / in	C mm / in	D mm / in	G mm / in				
HS-8248	Angle 45°	L	149.8 / 5.90	18.0 / 0.71	10.0 / 0.39	8.0 / 0.31	6.7 / 0.26	0.2-0.8 / 0.01-0.03	Flush	99	Dissipative




## Reverse Angle

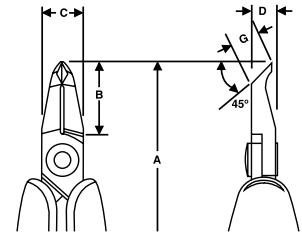
- Precision screw joint minimizes friction and maximizes alignment of cutting edges
- Precision induction hardened cutting edges 63–65 HRC
- Material: High performance alloy steel
- Cutting capacity is listed for solid copper wire
- Black Oxide finish



☞ *Ideal for assembly work where accessibility is a consideration* ☞



Flush



**Supreme Series:** ESD safe mono material handles in synthetic material with leaf springs

Natural finish

**HS Series:** Long, foam covered handles provide added leverage, an ergonomic grip, and reduced fatigue



Part No.			A mm / in	B mm / in	C mm / in	D mm / in	G mm / in				
7280	Angle 45°	S	120.0 / 4.72	20.0 / 0.79	9.0 / 0.35	6.0 / 0.24	3.5 / 0.14	0.2-0.8 / 0.01-0.03	Flush	56	Dissipative
HS-7280	Angle 45°	S	150.3 / 5.91	18.0 / 0.71	9.0 / 0.35	6.0 / 0.24	3.5 / 0.14	0.2-0.8 / 0.01-0.03	Flush	102	Dissipative

**Supreme Series:** ESD safe mono material handles in synthetic material with leaf springs

Natural finish

**HS Series:** Long, foam covered handles provide added leverage, an ergonomic grip, and reduced fatigue



Part No.			A mm / in	B mm / in	C mm / in	D mm / in	G mm / in				
7285	Angle 45°	S	120.0 / 4.72	20.0 / 0.79	9.0 / 0.35	6.0 / 0.24	<b>6.0 / 0.26</b>	0.2-1.0 / 0.01-0.04	Flush	56	Dissipative
HS-7285	Angle 45°	S	152.3 / 5.99	20.0 / 0.79	9.0 / 0.35	6.0 / 0.24	<b>6.0 / 0.26</b>	0.2-1.0 / 0.01-0.04	Flush	103	Dissipative



**Tip & Micro Tip  
Cutters**




# Tip Cutter

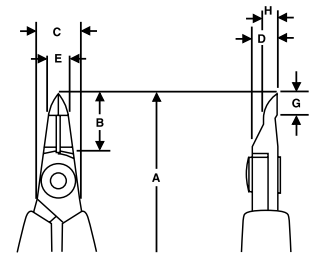
- Precision screw joint minimizes friction and maximizes alignment of cutting edges
- Precision induction hardened cutting edges 63–65 HRC
- Material: High performance alloy steel
- Cutting capacity is listed for solid copper wire
- Black Oxide finish



☀️ *ideal for use on multi-lead components and rework* ☀️



Flush



**RX Series:** Two-component ESD safe Ergo™ handles: Thermoplastic surface on tough polypropylene provides superior grip

- Micro-Touch™: The shape of the handles makes it possible to control and rotate the pliers between thumb and index finger for precision work
- Biospring reduces tension throughout the working cycle of the tool and can be adjusted in three different positions



RX Series

Part No.			A mm / in	B mm / in	C mm / in	D mm / in	E mm / in	G mm / in			
RX-8149	Tip Cutter	S	139.0 / 5.47	14.0 / 0.55	10.0 / 0.39	6.0 / 0.24	5.0 / 0.2	5.0 / 0.2	Flush	70	Dissipative

**80 Series:** ESD safe synthetic mono material with leaf springs



80 Series

Part No.			A mm / in	B mm / in	C mm / in	D mm / in	E mm / in	G mm / in			
8149	Tip Cutter	S	114.0 / 4.49	14.0 / 0.55	5.0 / 0.23	6.0 / 0.24	5.0 / 0.23	5.0 / 0.23	Flush	48	Dissipative

**HS Series:** Long, foam covered handles provide added leverage, an ergonomic grip, and reduced fatigue



HS Series

Part No.			A mm / in	B mm / in	C mm / in	D mm / in	E mm / in	G mm / in			
HS-8149	Tip Cutter	S	146.3 / 5.76	14.0 / 0.55	5.0 / 0.23	6.0 / 0.24	5.0 / 0.23	5.0 / 0.23	Flush	90	Dissipative

# Micro Tip Cutter

- Developed according to the ERGO® process for a comfortable and effective grip in all situations
- Material: High performance alloy steel
- Precision induction hardened edges 63–65 HRC
- ESD safe handles in 2-component synthetic material
- Precision screw joint minimizes friction and maximizes alignment of cutting edges
- Cutting capacity listed is for solid copper wire
- Black Oxide finish



RX 8233A




RX 8234A

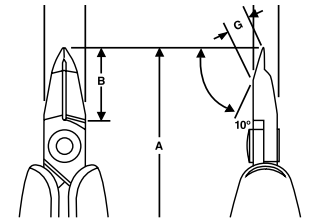


RX 8237A

☞ Ideal for rework and close fine pitch applications ☞



Flush



RX8233A, RX8234A

**RX Series:** Two-component ESD safe Ergo™ handles: Thermoplastic surface on tough polypropylene provides superior grip



RX Series

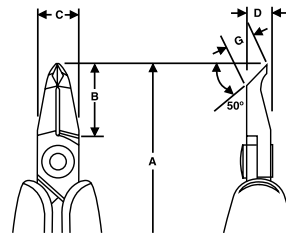
- Micro-Touch™: The shape of the handles makes it possible to control and rotate the pliers between thumb and index finger for precision work
- Biospring reduces tension throughout the working cycle of the tool and can be adjusted in three different positions

Part No.			A mm / in	B mm / in	C mm / in	D mm / in	G mm / in				
RX8233A	Micro Tip 10°	XS	149.0 / 5.9	22.3 / 0.87	10.6 / 0.41	7.0 / 0.27	7.2 / 0.28	0.1-0.6 / 0.004-0.024	Flush	69	Dissipative



RX Series

Part No.			A mm / in	B mm / in	C mm / in	D mm / in	G mm / in				
RX8234A	Micro Tip 10°	XS	141.0 / 4.50	14.2 / 0.56	10.6 / 0.41	7.0 / 0.27	3.2 / 0.12	0.05-0.4 / 0.002-0.018	Flush	62	Dissipative



RX8237A



RX Series

Part No.			A mm / in	B mm / in	C mm / in	D mm / in	G mm / in				
RX8237A	Angle 50°	XS	144.0 / 5.6	17.4 / 0.69	10.6 / 0.41	7.0 / 0.27	4.1 / 0.16	0.1-0.5 / 0.004-0.02	Flush	65	Dissipative





# **Precision Holding Pliers**

## Flat Nose

- Precision screw joint that minimizes friction and maximizes alignment of cutting edges
- Polished and tough hardened 55-58 HRC
- Material: High performance alloy steel
- Natural finish



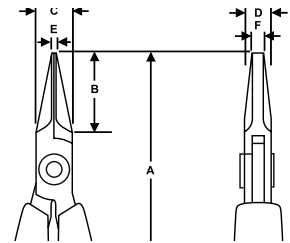
• Flat square shape with parallel jaws provide the best surface area of standard pliers shapes  
 • Favored by chainmaille artists



Smooth



Flat Nose



**RX Series:** Two-component ESD safe Ergo™ handles: Thermoplastic surface on tough polypropylene provides superior grip

- Micro-Touch™: The shape of the handles makes it possible to control and rotate the pliers between thumb and index finger for precision work
- Biospring reduces tension throughout the working cycle of the tool and can be adjusted in three different positions

ergo



RX Series

Part No.			A mm / in	B mm / in	C mm / in	D mm / in	F mm / in		mm / in		g	Ω
RX7390	Flat Nose Stubby	S	137.0 / 5.40	11.0 / 0.43	10.0 / 0.39	6.0 / 0.24	6.0 / 0.24	0.8 / 0.07		Smooth	70	Dissipative
RX7392	Oblique, Stubby	S	137.0 / 5.40	12.0 / 0.48	10.0 / 0.39	6.0 / 0.24	6.0 / 0.24	1.6 / 0.07		Smooth	70	Dissipative
RX-7490	Flat Nose	S	146.5 / 5.77	20.0 / 0.79	9.0 / 0.35	6.7 / 0.26	1.2 / 0.05	3.2 / 0.12		Smooth	70	Dissipative

**Supreme Series:** ESD safe synthetic mono material with leaf springs



Supreme Series

Part No.			A mm / in	B mm / in	C mm / in	D mm / in	F mm / in		mm / in		g	Ω
7490	Flat Nose	S	146.5 / 5.77	20.0 / 0.79	9.0 / 0.35	6.0 / 0.24	1.2 / 0.05	3.2 / 0.13		Smooth	70	Dissipative
C07490	Flat Nose	S	146.5 / 5.77	20.0 / 0.79	9.0 / 0.35	6.0 / 0.24	1.2 / 0.05	3.2 / 0.13		Smooth	53	Conductive

**HS Series:** Long, foam covered handles provide added leverage, an ergonomic grip, and reduced fatigue



HS Series

Part No.			A mm / in	B mm / in	C mm / in	D mm / in	F mm / in		mm / in		g	Ω
HS7490	Flat Nose	S	152.3 / 5.99	20.0 / 0.79	9.0 / 0.35	6.0 / 0.24	1.2 / 0.05	3.2 / 0.13		Smooth	100	Dissipative



# Round Nose

- Precision screw joint that minimizes friction and maximizes alignment of cutting edges
- Polished and tough hardened 55-58 HRC
- Material: High performance alloy steel
- Natural finish



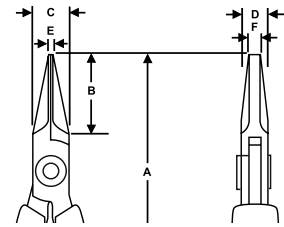
• Round jaws taper from 7 mm to 1.0 mm at the tips  
 • Handy for closing loops and the finest wire work



Smooth



Round Nose



**RX Series:** Two-component ESD safe Ergo™ handles: Thermoplastic surface on tough polypropylene provides superior grip

- Micro-Touch™: The shape of the handles makes it possible to control and rotate the pliers between thumb and index finger for precision work
- Biospring reduces tension throughout the working cycle of the tool and can be adjusted in three different positions

ergo



RX Series

Part No.			A mm / in	B mm / in	C mm / in	D mm / in	E mm / in	F mm / in			
RX-7590	Round Nose	S	146.5 / 5.77	20.0 / 0.79	9.0 / 0.35	6.7 / 0.26	1.4 / 0.055	0.7 / 0.027	Smooth	69	Dissipative

**Supreme Series:** ESD safe synthetic mono material with leaf springs



Supreme Series

Part No.			A mm / in	B mm / in	C mm / in	D mm / in	E mm / in	F mm / in			
7590	Round Nose	S	146.5 / 5.77	20.0 / 0.79	9.0 / 0.35	6.0 / 0.24	1.4 / 0.055	0.7 / 0.027	Smooth	69	Dissipative
C07590	Round Nose	S	146.5 / 5.77	20.0 / 0.79	9.0 / 0.35	6.0 / 0.24	1.4 / 0.055	0.7 / 0.027	Smooth	54	<b>Conductive</b>

**HS Series:** Long, foam covered handles provide added leverage, an ergonomic grip, and reduced fatigue



HS Series

Part No.			A mm / in	B mm / in	C mm / in	D mm / in	E mm / in	F mm / in			
HS-7590	Round Nose	S	152.3 / 5.99	20.0 / 0.79	9.0 / 0.35	6.0 / 0.24	1.4 / 0.055	0.7 / 0.027	Smooth	101	Dissipative

# Chain Nose

- Precision screw joint that minimizes friction and maximizes alignment of cutting edges
- Polished and tough hardened 55-58 HRC
- Material: High performance alloy steel
- Natural finish



Designed to bend wire, these tips align like D-shaped pinchers



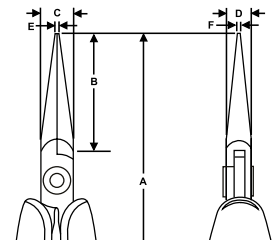
Smooth



Serrated



Chain Nose



**RX Series:** Two-component ESD safe Ergo™ handles: Thermoplastic surface on tough polypropylene provides superior grip

- Micro-Touch™: The shape of the handles makes it possible to control and rotate the pliers between thumb and index finger for precision work
- Biospring reduces tension throughout the working cycle of the tool and can be adjusted in three different positions

ergo



RX Series

Part No.			A mm / in	B mm / in	C mm / in	D mm / in	E mm / in	F mm / in		g	Ω
RX7890	Chain Nose	S	158.5 / 6.24	32.0 / 1.26	9.0 / 0.35	6.0 / 0.24	1.2 / 0.05	0.8 / 0.03	Smooth	72	Dissipative
RX-7891	Chain Nose	S	158.5 / 6.24	32.0 / 1.26	9.0 / 0.35	6.0 / 0.24	1.2 / 0.05	0.8 / 0.03	Serrated	72	Dissipative

**Supreme Series:** ESD safe synthetic mono material with leaf springs



Supreme Series

Part No.			A mm / in	B mm / in	C mm / in	D mm / in	E mm / in	F mm / in		g	Ω
7890	Chain Nose	M	132.0 / 5.20	32.0 / 1.26	9.0 / 0.35	6.0 / 0.24	1.2 / 0.05	0.8 / 0.03	Smooth	72	Dissipative
7891	Chain Nose	M	132.0 / 5.20	32.0 / 1.26	9.0 / 0.35	6.0 / 0.24	1.2 / 0.05	0.8 / 0.03	Serrated	72	Dissipative
C07890	Chain Nose	M	132.0 / 5.20	32.0 / 1.26	9.0 / 0.35	6.0 / 0.24	1.2 / 0.05	0.8 / 0.03	Smooth	60	Conductive
C07891	Chain Nose	M	132.0 / 5.20	32.0 / 1.26	9.0 / 0.35	6.0 / 0.24	1.2 / 0.05	0.8 / 0.03	Serrated	59	Conductive

**HS Series:** Long, foam covered handles provide added leverage, an ergonomic grip, and reduced fatigue



HS Series

Part No.			A mm / in	B mm / in	C mm / in	D mm / in	E mm / in	F mm / in		g	Ω
HS-7890	Chain Nose	M	164.3 / 6.47	32.0 / 1.26	9.0 / 0.35	6.0 / 0.24	1.2 / 0.05	0.8 / 0.03	Smooth	105	Dissipative
HS-7891	Chain Nose	M	164.3 / 6.47	32.0 / 1.26	9.0 / 0.35	6.0 / 0.24	1.2 / 0.05	0.8 / 0.03	Serrated	106	Dissipative

## Bent Nose

- 60° Bent Tip Snipe Nose Pliers with Dual-Component Synthetic Handle
- Precision screw joint that minimizes friction and maximizes alignment of cutting edges
- Polished and tough hardened 55-58 HRC
- Material: High performance alloy steel
- Natural finish



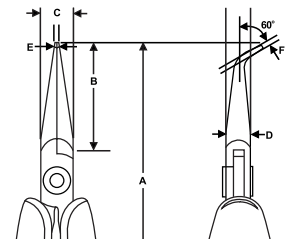
• Classic variation of the chain nose, with 60° bend at the tips  
 • Suited for positioning components or precise chain work



Smooth



Bent Nose



**RX Series:** Two-component ESD safe Ergo™ handles: Thermoplastic surface on tough polypropylene provides superior grip

- Micro-Touch™: The shape of the handles makes it possible to control and rotate the pliers between thumb and index finger for precision work
- Biospring reduces tension throughout the working cycle of the tool and can be adjusted in three different positions

ergo



RX Series

Part No.			A mm / in	B mm / in	C mm / in	D mm / in	E mm / in	F mm / in			
7892RX	Bent Nose	M	155.5 / 6.12	29.0 / 1.14	9.0 / 0.35	6.7 / 0.26	1.2 / 0.05	0.8 / 0.03	Smooth	73	Dissipative

**Supreme Series:** ESD safe synthetic mono material with leaf springs

Supreme Series

Part No.			A mm / in	B mm / in	C mm / in	D mm / in	E mm / in	F mm / in			
7892	Bent Nose	M	129.0 / 5.08	29.0 / 1.14	9.0 / 0.35	6.0 / 0.24	1.2 / 0.05	0.8 / 0.03	Smooth	73	Dissipative
C07892	Bent Nose	M	129.0 / 5.08	29.0 / 1.14	9.0 / 0.35	6.0 / 0.24	1.2 / 0.05	0.8 / 0.03	Smooth	73	Conductive



**HS Series:** Long, foam covered handles provide added leverage, an ergonomic grip, and reduced fatigue

HS Series

Part No.			A mm / in	B mm / in	C mm / in	D mm / in	E mm / in	F mm / in			
HS-7892	Bent Nose	M	161.3 / 6.35	29.0 / 1.14	9.0 / 0.35	6.0 / 0.24	1.2 / 0.05	0.8 / 0.03	Smooth	106	Dissipative



# Snipe Nose

- ERGO™ Short Snipe Nose Pliers with Dual-Component Synthetic Handle
- Developed according to the ERGO® process for a comfortable and effective grip in all situations
- Material: High performance alloy steel
- Polished and tough hardened 55-58 HRC
- Precision screw joint that minimizes friction and maximizes alignment of jaw alignment



• Shorter version of the chain nose, with the best gripping strength  
 • Used where power and torsion are paramount for the application



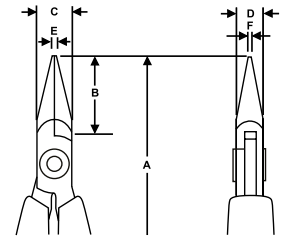
Smooth



Serrated



Chain Nose



**RX Series:** Two-component ESD safe Ergo™ handles: Thermoplastic surface on tough polypropylene provides superior grip

- Micro-Touch™: The shape of the handles makes it possible to control and rotate the pliers between thumb and index finger for precision work
- Biospring reduces tension throughout the working cycle of the tool and can be adjusted in three different positions



Part No.			A mm / in	B mm / in	C mm / in	D mm / in	E mm / in	F mm / in			
RX-7893	Snipe Nose, Short	S	146.5 / 5.77	20.0 / 0.79	9.0 / 0.35	6.7 / 0.26	1.2 / 0.05	0.8 / 0.03	Smooth	71	Dissipative

**Supreme Series:** ESD safe synthetic mono material with leaf springs



Part No.			A mm / in	B mm / in	C mm / in	D mm / in	E mm / in	F mm / in			
7893	Snipe Nose, Short	S	120.0 / 4.72	20.0 / 0.79	9.0 / 0.35	6.0 / 0.24	1.2 / 0.05	0.8 / 0.03	Smooth	56	Dissipative
7893K	Snipe Nose, Short	S	120.0 / 4.72	20.0 / 0.79	9.0 / 0.35	6.0 / 0.24	1.2 / 0.05	0.8 / 0.03	Serrated	56	Dissipative

**HS Series:** Long, foam covered handles provide added leverage, an ergonomic grip, and reduced fatigue



Part No.			A mm / in	B mm / in	C mm / in	D mm / in	E mm / in	F mm / in			
HS-7893	Snipe Nose, Short	S	152.3 / 5.99	20.0 / 0.79	9.0 / 0.35	6.0 / 0.24	1.2 / 0.05	0.8 / 0.03	Smooth	103	Dissipative

# Needle Nose

- ERGO™ Short Needle Nose Pliers with Dual-Component Synthetic Handle
- Developed according to the ERGO® process for a comfortable and effective grip in all situations
- Material: High performance alloy steel
- Polished and tough hardened 55-58 HRC
- Precision screw joint that minimizes friction and maximizes alignment of jaw alignment



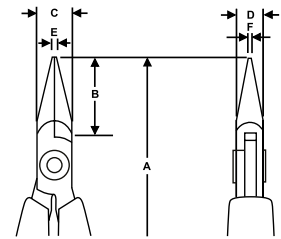
**RX / HS / 7894**  
 Slim long jaws for  
 fine wire work



Smooth



Bent Nose



**RX Series:** Two-component ESD safe Ergo™ handles: Thermoplastic surface on tough polypropylene provides superior grip

- Micro-Touch™: The shape of the handles makes it possible to control and rotate the pliers between thumb and index finger for precision work
- Biospring reduces tension throughout the working cycle of the tool and can be adjusted in three different positions

ergo



RX Series

Part No.			A mm / in	B mm / in	C mm / in	D mm / in	E mm / in	F mm / in			
RX-7894	Needle Nose	L	158.5 / 6.24	32.0 / 1.26	9.0 / 0.35	6.0 / 0.24	1.2 / 0.05	0.8 / 0.03	Smooth	70	Dissipative

**Supreme Series:** ESD safe synthetic mono material with leaf springs



Supreme Series

Part No.			A mm / in	B mm / in	C mm / in	D mm / in	E mm / in	F mm / in			
7894	Needle Nose	L	132.0 / 5.20	32.0 / 1.26	9.0 / 0.35	6.0 / 0.24	1.2 / 0.05	0.8 / 0.03	Smooth	56	Dissipative

**HS Series:** Long, foam covered handles provide added leverage, an ergonomic grip, and reduced fatigue



HS Series

Part No.			A mm / in	B mm / in	C mm / in	D mm / in	E mm / in	F mm / in			
HS-7894	Needle Nose	L	164.3 / 6.47	32.0 / 1.26	9.0 / 0.35	6.0 / 0.24	1.2 / 0.05	0.8 / 0.03	Smooth	102	Dissipative



# Unique Tools For Every Situation

Lindström customers are innovators, pushing the envelope, developing new technologies and building new industries. When presented with a need to prepare prototypes, insert or extract unique components, or cut proprietary hard wire, our customers turn to Lindström for Specially Engineered Tools.

Lindström has developed tools used in specialized applications for the largest names in medical device manufacturing and for small start-up companies developing new technology. Every project receives the same attention to detail for a tool that is right for the job at hand.

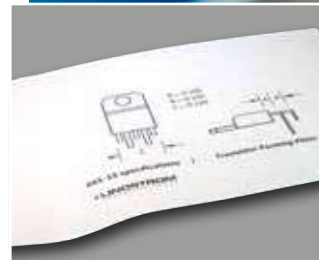
To make the process easy Lindström has no minimum order quantity for Specially Engineered Tools. Our tool designers and manufacturers representatives work directly with production engineers to ensure success. We thrive on solving problems with our customers.

Join our [www.Lindströmtools.com](http://www.Lindströmtools.com) website in the Customize area to develop your product together with us. You can also contact one of our authorized distributors all over the world or Lindström manufacturers representatives to discuss your special tool requirements.



## The Lindström Design Process

The Lindström staff can design special application tools by working with “before” and “after” components, engineering drawings, or prototypes. We even build tools drawn on the back of a napkin. It’s that easy!



*A customer provides an idea for a specially engineered transistor tool.*




*Every project begins with a blank tool.*



Tools featured in this section are a small sample of over 1,500 different designs that we have manufactured so far. Several handle options are available on Specially Engineered Tools.




*8154PSP precisely trims catheters.*



*331A-31 bend and cut pliers create precise two-angle bend and cuts lead the same length every time.*



*RX 601 forming pliers leave a standoff on the LED leads.*



*202A cut and clench tools leave a swaged, bent lead that clenches the PCB.*



*7292MI micro-mini end cutter is used to cut a ground wire inside a mini connector.*



*Lindström tool designer shapes the tool according to customer specifications.*

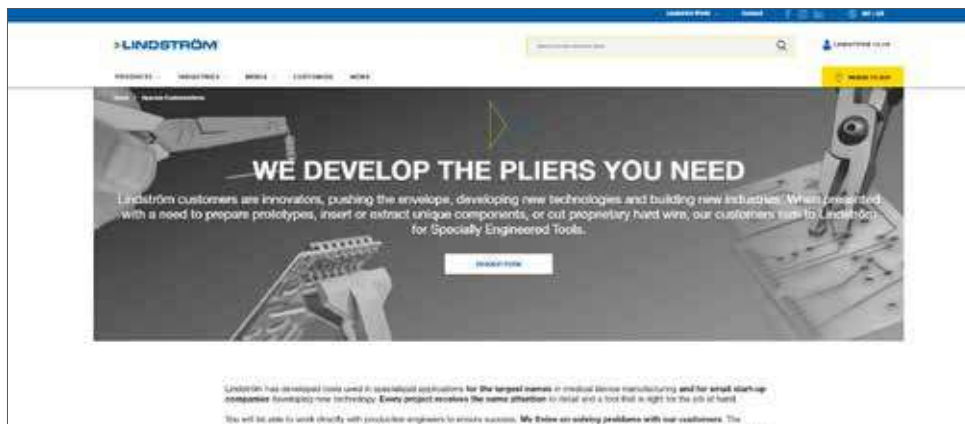


*Finished Transistor Forming Pliers RX 601-16 ready for delivery!*

# Develop Your Customized Precision Cutter

## WWW.LINDSTROMTOOLS.COM

The Tool Request Form allows you to customize your product live. In a few steps you will be able to send us your request and our manufacturing reps and engineering team will respond to you to discuss your needs.





## IC INSERTION/EXTRACTION TOOLS & IC CUTTERS

### IC Insertion/Extraction Tool

#### 7992


- The 7990-7993 family of insertion tools can be used for ICs or DIPs from 4 pin to 64 pin
- To order, indicate total number of pins on IC/DIP, length and width of package
- Tool length: 4.5 in / 114.3 mm
- Picture shows 80 Series handle



### IC Cutter

#### RX501


- IC cutters can be produced to cut up to 10 pins simultaneously
- Standoff length is typically 0.040 in (1 mm) but can vary according to specifications
- To order, indicate total number of pins on IC and standoff length.  
Example: For 14 pin IC, order Part no. 501-14
- Tool length: 6 in / 152.4 mm
- Tool can be produced with RX, 80 Series or HS handles as specified by end-user




### Coaxial cable connector TOOL

#### 801C

- Reduces possibility of marred connector threads
- Tool length: 6 in / 152.4 mm
- Picture shows ESD safe foam handle



## STANDOFF CUTTERS




### Straight Standoff Shear Cutter 0.075 in 111A

- Uncut lead length capacity: 1.000 in / 25.4 mm
- Cuts leads to length as needed
- Standard length is 0.075 in (1.9 mm) but varies according to specifications
- Cutter can be used on 18 AWG (1 mm) solid copper and also trims wire wrap pins
- To order other than 0.075 in standoff, specify length (Example: For 0.065 in standoff, order Part no. 111A-065)
- Tool length: 6 in / 152.4 mm
- Picture shows Supreme Series handle



### Straight Standoff Shear Cutter 0.040 in RX112A

- Uncut lead length capacity: 0.75 in / 19 mm
- Anti-shock lead trimmer for use on 20 AWG (0.813 mm) copper wire or smaller
- Standoff is 0.040 in (1 mm) unless otherwise specified
- To order other than .040" standoff, specify length.  
Example: For 0.030 in standoff, order Part no. 112A-030)
- Tool length: 4.5 in / 114.3 mm
- Picture shows Supreme Series handle



### Oblique Standoff Shear Cutter 0.045 in 121A


- Similar to 111A, heavy-duty type, featuring a 45° angle to allow clearance for longer lead lengths
- Standoff is 0.045 in (1.14 mm) unless otherwise specified
- To order other than 0.045 in standoff, specify length  
(Example: For 0.035 in standoff, order Part no. 121A-035)
- Tool length: 6 in / 152.4 mm
- Picture shows Supreme Series handle
- Tool can be produced with RX, 80 Series or HS handles as specified by end-user

## STANDOFF CUTTERS

### Oblique Stand-Off Shear Cutter

#### HS122M.030

- 45° angle offers good lead visibility, does not limit lead length
- Standard standoff is 0.060 in and can be ordered in other lengths
- To order other than 0.060 in indicate lead length as a suffix to the product code (example HS122M-080 for a stand-off of 0.080 in)
- Tool length: 6.5 in / 165.1 mm
- Picture shows HS Series handles




## CUT and BEND

### Straight Cut, Bend And Clench 0.060 in 20°

#### 202A


- Cuts leads to 0.060 in (1.52 mm) and bends them at a 20° angle
- To order other than 0.060 in and 20° indicate, cut lead length and angle (Example: For 0.050 in length and 30° angle, order Part no. 202A-050 30°)
- Tool length: 4.5 in / 114.3 mm
- Picture shows Supreme Series handle



### Cut & Bend 0.060 in 45°

#### 204B

- Bends leads at 45° then cuts, leaving a 0.060 in (1.52 mm) standoff
- Other angles and lengths are available
- To order other than 45° and 0.060 in, indicate degree of bend required and lead length (Example: For 40° angle and 0.050 in length, order Part no. 204B-050 40°)
- Tool length: 4.5 in / 114.3 mm
- Picture shows Supreme Series handle



## CUT and BEND




### Oblique Cut, Bend And Clench 0.060 in 20°

#### 212A

- Similar to a 202A featuring an oblique angle that offers improved lead visibility and accommodates longer leads
- To order other than 0.060 in and 20°, indicate cut lead length and angle (Example: For 0.055 in length and 35° angle, order Part no. 212A-055 35°)
- Tool length: 6 in / 152.4 mm
- Picture shows Supreme Series handle


## CUT and FORM



### Cut And Form – Up To 18 Awg

#### 331A

- Cuts leads and forms dogleg on solid copper as large as 18 AGW (1 mm)
- To order, furnish component or rough drawing indicating lead length, radii, diameter and bend locations
- Tool length: 6 in / 152.4 mm
- Picture shows Supreme Series handle



### Cut And Form – Up To 18 Awg

#### 341A

- Cuts leads to length and forms stress relief on component leads up to 18 AWG (1 mm) solid copper
- To order, furnish component or rough drawing indicating lead length, radii, diameter and bend location
- Tool length: 6 in / 152.4 mm
- Picture shows Supreme Series handle

## LEADFORMERS

### Flat Pack Leadformer

#### 304D

- Cuts and forms multi-lead flat packs
- To order, indicate length from component body to bend, angle of bend and length of tail
- Tool length: 6 in / 152.4 mm
- Picture shows RX Series handle
- 29D-SA Tweezer shown holding component



### Leadformer – stress relief up to 18 AWG

#### 601A

- Forms leads for stress relief up to 18 AWG (1 mm) solid copper
- To order, indicate lead length (minimum/maximum) from component body to P.C. board and lead diameter
- Tool length: 6 in / 152.4 mm
- Picture shows Supreme Series handle




### 45° Oblique Leadformer – Unlimited Length

#### 614A

- Adds stress relief to leads in high density board population applications
- Allows unlimited lead length forming with high visibility
- To order, indicate lead length (minimum/maximum) from component body to P.C. board and lead diameter
- Tool length: 6 in / 152.4 mm
- Picture shows Supreme Series handle



## CUTTERS



### Micro-mini end cutter

**7292MI**

- Specially engineered mini end cutter
- For micro-applications where access is a concern
- Designed to customer specifications
- Picture shows Supreme Series handle

## CUSTOM FORMING PLIERS



### Custom Leadformer

**RX 601-16**

- Specially engineered leadforming pliers
- Turns 5 equal-length leads into 3 long and 2 short leads
- Typically used on transistors
- Picture shows RX Series handle



## BIOSPRING FOR RX SERIES

RX

- Tension is kept minimal and limited throughout the working cycle of the tool
- Handle width is controlled for ease of tool pick-up and handling
- Tension and opening width can be adjusted according to preference via three ports
- Almost indestructible in normal use
- On facing page, a spring is properly inserted for sure retention

### BIOSPRING

RX8000



FITS ALL RX SERIES CUTTERS AND PLIERS

Part no.	Weight grams	Pack qty
RX8000	5	5

RX SPRING ADJUSTMENT:

1. Pull the tool apart
2. Place the spring in the desired port
3. Close the tool



## RETURN SPRING FOR 80, RX, HS, MEDICAL AND SUPREME SERIES

80

HS

SUP

M

- Due to the long life of 80 Series, HS Series, Medical and Supreme Series cutters and pliers, replaceable springs help reduce down time and the need to stock substitute tools

### RETURN SPRINGS

SP8000, SP8160



Springs to fit all non-RX cutters and pliers

Part no.	Cutters and Pliers	Weight grams	Pack qty
SP8000	HS, Medical, 80 Series 8130-BAH8158; all Supreme	2	1 PR
SP8160	HS, Medical, 80 Series 8160-8168	2	1 PR

## LEAD CATCHER FOR 80, RX, HS, MEDICAL AND SUPREME SERIES

80

RX

HS

SUP

M

- Patented lead catcher holds cut wires, preventing injury and keeping leads from flying into the assembly
- The lead catchers can be removed and reused
- Sold in packs of 5

### LEAD CATCHER

813, 814



Easy to install and remove

Part no.	Cutters and Pliers	Weight grams	Pack qty
813	8130-8138, RX-8130-8138, HS-8130-8138, 7190-7191	4	5
814	8140-8148, RX-8140-8148, HS-8140-8148	4	5






**Always ready to go  
with Lindström  
spare parts**



# Lindström Tweezers styles for every application



**SMD ▲**

Smooth edges and a wide choice of tips and angles assure ease of component handling and protection of board surfaces.  
*Picture shows SM104-SA.*



◀ **Fiber Tip**

Minimizes scratching and damage to delicate surfaces, high-temperature ESD safe tips.  
*Picture shows 248CF-SA.*



▲ **Carbon Fiber Tweezers with Replaceable Tips**

ESD safe for use on sensitive electronic assemblies. Good heat resistance (150°C / 300°F) for positioning components and devices in high-temperature environments. Very high rigidity and strength for precise applications. Polyamide-based carbon fiber offers excellent chemical resistance.  
*Picture shows 249CFR-SA.*



**Extra Strength, General Purpose**

Large and strong tips with perfect balance, symmetry and alignment for demanding tasks of all types.  
*Picture shows 475-SA.*



**General Purpose**

Very accurate finish for a wide variety of applications from electronics to bio medical uses. Extremely accurate serration quality. Different lengths, thicknesses and angles for every application. Stainless and/or anti-magnetic/anti-acid steel.  
*Picture shows 119-SA.*

**Component Handling**

Anti-magnetic/anti-acid steel.  
*Picture shows 571-SA.*



**NC High Precision Super Alloy**

High fatigue resistance, very high shape retention, heat-resistant to 800°C / 1470°F. Excellent for medical applications.  
*Picture shows 7-NC.*

**Ceramic Tip Tweezers**

Electrically insulative, and stable at high temperature. Very hard surface, high flexural strength and fracture toughness. Extreme corrosion resistance.  
*Picture shows 7MZ-SA.*



**SL Series Tweezers**

Competitively priced, high quality tweezers. ESD safe for secure use in electronics assembly. Anti-acid stainless steel for durable performance.  
*Picture shows 7A-SA-SL.*



**High Precision**

Fine points, perfect alignment, polished edges and anti-glare satin finish for the most demanding work, particularly under magnification.  
*Picture shows 00B-SA.*

**Ergonomic Touch Tweezers**

Tactile grips for increased precision and reduced fatigue. Static dissipative grips offer added comfort.  
*Picture shows 51S-SA-ET.*



## HIGH PRECISION TWEEZERS

- Highest quality Swiss made tweezers
- Precise tips with great attention to detail
- S – Higher carbon stainless steel, when strength and hardness are of highest concern
- SA – Standard material is ESD safe, anti-magnetic stainless steel
- NC – Super Alloy (Ni-Cr-Mo) is six times harder than SA, anti-magnetic
- TA – Titanium alloy, anti-magnetic, very high heat resistance (1600°F, 800°C)
- BR – Brass (copper-zinc alloy) anti-magnetic, good for scratch sensitive applications

### FLAT EDGE, THICK TIPS

00



Part No.	L mm / in	Weight grams
00-SA	120 / 4.72	22

Also available as ErgonomicTouch (ET) style, see page 98 for details.



### THICK TIPS & SERRATED GRIPS

00B



Part No.	L mm / in	Weight grams
00B-SA	120 / 4.72	21



### SERRATED TIPS AND GRIPS

00D



Part No.	L mm / in	Weight grams
00D-SA	120 / 4.72	21



### STRONG, STRAIGHT FINE

1



Part No.	L mm / in	Weight grams
1-SA	120 / 4.72	15



## HIGH PRECISION TWEEZERS

- Highest quality Swiss made tweezers
- Precise tips with great attention to detail
- S – Higher carbon stainless steel, when strength and hardness are of highest concern
- SA – Standard material is ESD safe, anti-magnetic stainless steel
- NC – Super Alloy (Ni-Cr-Mo) is six times harder than SA, anti-magnetic
- TA – Titanium alloy, anti-magnetic, very high heat resistance (1600°F, 800°C)
- BR – Brass (copper-zinc alloy) anti-magnetic, good for scratch sensitive applications

### SHARP FINE TIPS

2



Part No.	L mm / in	Weight grams
2-SA	120 / 4.72	15



### STRAIGHT BLUNT TIPS

2A



Part No.	L mm / in	Weight grams
2A-SA	120 / 4.72	15
2A-S	120 / 4.72	15



Also available as Ergonomic Touch (ET) style, see page 98 for details.

### CURVED BLUNT TIPS

2AB



Part No.	L mm / in	Weight grams
2AB-SA	120 / 4.72	15
2AB-TA	120 / 4.72	15



Also available as Ergonomic Touch (ET) style, see page 98 for details.

### VERY SHARP TIPS

3



Part No.	L mm / in	Weight grams
3-SA	120 / 4.72	13
3-NC	120 / 4.72	13



Also available as Ergonomic Touch (ET) style, see page 98 for details.

## HIGH PRECISION TWEEZERS

- Highest quality Swiss made tweezers
- Precise tips with great attention to detail
- S – Higher carbon stainless steel, when strength and hardness are of highest concern
- SA – Standard material is ESD safe, anti-magnetic stainless steel
- NC – Super Alloy (Ni-Cr-Mo) is six times harder than SA, anti-magnetic
- TA – Titanium alloy, anti-magnetic, very high heat resistance (1600°F, 800°C)
- BR – Brass (copper-zinc alloy) anti-magnetic, good for scratch sensitive applications

### VERY SHARP TIPS

#### 3C



Part No.	L mm / in	Weight grams
3C-SA	110 / 4.33	12
3C-NC	110 / 4.33	7
3C-TA	110 / 4.33	7



Also available as Ergonomic Touch (ET) style, see page 99 for details.

### EXTRA FINE TIPS

#### 4



Part No.	L mm / in	Weight grams
4-NC	110 / 4.33	13



Also available as Ergonomic Touch (ET) style, see page 99 for details.

### EXTRA FINE, STRONG TIPS

#### 4A



Part No.	L mm / in	Weight grams
BAH4A-SA	120 / 4.72	15




### EXTRA FINE SMOOTH TIPS

#### 5



Part No.	L mm / in	Weight grams
5-SA	110 / 4.33	12
BAH5-NC	110 / 4.33	12
5-TA	110 / 4.33	7



Also available as Ergonomic Touch (ET) style, see page 99 for details.

## HIGH PRECISION TWEEZERS

- Highest quality Swiss made tweezers
- Precise tips with great attention to detail
- S – Higher carbon stainless steel, when strength and hardness are of highest concern
- SA – Standard material is ESD safe, anti-magnetic stainless steel
- NC – Super Alloy (Ni-Cr-Mo) is six times harder than SA, anti-magnetic
- TA – Titanium alloy, anti-magnetic, very high heat resistance (1600°F, 800°C)
- BR – Brass (copper-zinc alloy) anti-magnetic, good for scratch sensitive applications

### EXTRA FINE, SMOOTH TIPS

#### 5A



Part No.	L mm / in	Weight grams
BAH5A-SA	115 / 4.53	13



### EXTRA FINE DOUBLE BENT TIPS

#### 5C



Part No.	L mm / in	Weight grams
5C-SA	115 / 4.53	13



### FLAT ANGLED TIPS

#### 6



Part No.	L mm / in	Weight grams
6-SA	115 / 4.53	15



### FINE CURVED TIPS

#### 7



Part No.	L mm / in	Weight grams
7-SA	115 / 4.53	13
7-NC	115 / 4.53	13
7-TA	115 / 4.53	13



Also available as Ergonomic Touch (ET) style, see page 99 for details.

## HIGH PRECISION TWEEZERS

- Highest quality Swiss made tweezers
- Precise tips with great attention to detail
- S – Higher carbon stainless steel, when strength and hardness are of highest concern
- SA – Standard material is ESD safe, anti-magnetic stainless steel
- NC – Super Alloy (Ni-Cr-Mo) is six times harder than SA, anti-magnetic
- TA – Titanium alloy, anti-magnetic, very high heat resistance (1600°F, 800°C)
- BR – Brass (copper-zinc alloy) anti-magnetic, good for scratch sensitive applications

### STRONG CURVED TIPS

#### 7A



Part No.	L mm / in	Weight grams
BAH7A-SA	120 / 4.75	13



Also available as Ergonomic Touch (ET) style, see page 100 for details.

### SERRATED TIPS AND GRIPS

#### 10G

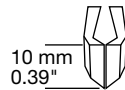


Part No.	L mm / in	Weight grams
10G-SA	110 / 4.33	13




### PARALLEL CUTTING TIPS, CARBON STEEL

#### 15AGW



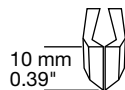

Part No.	L mm / in	Weight grams
15AGW	120 / 4.72	26



Also available as ET style, see page 100.

### PARALLEL CUTTING TIPS, CARBIDE INSERT

#### 15AGWHM



Part No.	L mm / in	Weight grams
15AGWHM-SA	120 / 4.72	26



Hard wire

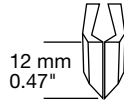


## HIGH PRECISION TWEEZERS

- Highest quality Swiss made tweezers
- Precise tips with great attention to detail
- S – Higher carbon stainless steel, when strength and hardness are of highest concern
- SA – Standard material is ESD safe, anti-magnetic stainless steel
- NC – Super Alloy (Ni-Cr-Mo) is six times harder than SA, anti-magnetic
- TA – Titanium alloy, anti-magnetic, very high heat resistance (1600°F, 800°C)
- BR – Brass (copper-zinc alloy) anti-magnetic, good for scratch sensitive applications

### NARROW CUTTING TIPS, CARBON STEEL

#### 15AP



Part No.	L mm / in	Weight grams
15AP	115 / 4.53	27



### STRONG FINE TIPS

#### 27



Part No.	L mm / in	Weight grams
27-SA	130 / 5.12	15



### EXTRA SHARP, BENT TIPS

#### 51S



Part No.	L mm / in	Weight grams
51S-SA	115 / 4.53	13

Also available as Ergonomic Touch (ET) style, see page 74 -75 for details.



### LONG, FINE, BENT TIPS

#### 65A



Part No.	L mm / in	Weight grams
65A-SA	140 / 5.51	12



## HIGH PRECISION TWEEZERS

- Highest quality Swiss made tweezers
- Precise tips with great attention to detail
- S – Higher carbon stainless steel, when strength and hardness are of highest concern
- SA – Standard material is ESD safe, anti-magnetic stainless steel
- NC – Super Alloy (Ni-Cr-Mo) is six times harder than SA, anti-magnetic
- TA – Titanium alloy, anti-magnetic, very high heat resistance (1600°F, 800°C)
- BR – Brass (copper-zinc alloy) anti-magnetic, good for scratch sensitive applications

### FLAT SQUARE-END TIPS

F



Part No.	L mm / in	Weight grams
F-SA	120 / 4.72	15



### MINI WITH FLAT, SHARP, FINE TIPS

M2



Part No.	L mm / in	Weight grams
M2-SA	90 / 3.54	15



### MINI WITH EXTRA FINE TIPS

M5



Part No.	L mm / in	Weight grams
M5-SA	90 / 3.54	15



Also available as Ergonomic Touch (ET) style, see page 76 for details.

### SLENDER, LONG TIPS

SS



Part No.	L mm / in	Weight grams
SS-SA	140 / 5.51	12



## HIGH PRECISION TWEEZERS

- Highest quality Swiss made tweezers
- Precise tips with great attention to detail
- S – Higher carbon stainless steel, when strength and hardness are of highest concern
- SA – Standard material is ESD safe, anti-magnetic stainless steel
- NC – Super Alloy (Ni-Cr-Mo) is six times harder than SA, anti-magnetic
- TA – Titanium alloy, anti-magnetic, very high heat resistance (1600°F, 800°C)
- BR – Brass (copper-zinc alloy) anti-magnetic, good for scratch sensitive applications

### SATIN FINISH TIPS, ANGLED LH, EXTRA FINE TIPS

51S



Part No.	L mm / in	Weight grams
51S245L-NC	115 / 4.53	13



### SATIN FINISH TIPS, ANGLED LH, EXTRA FINE TIPS, ERGONOMIC GRIP

51S



Part No.	L mm / in	Weight grams
51S245L-NCDN	120 / 4.72	21



### SATIN FINISH EXTRA FINE ANGLED TIPS

51S



Part No.	L mm / in	Weight grams
51S245-NC	115 / 4.53	13



### SATIN FINISH EXTRA FINE ANGLED TIPS, ERGONOMIC GRIP

51S



Part No.	L mm / in	Weight grams
51S245-NC-DN	110 / 4.25	21



## HIGH PRECISION TWEEZERS

- Highest quality Swiss made tweezers
- Precise tips with great attention to detail
- S – Higher carbon stainless steel, when strength and hardness are of highest concern
- SA – Standard material is ESD safe, anti-magnetic stainless steel
- NC – Super Alloy (Ni-Cr-Mo) is six times harder than SA, anti-magnetic
- TA – Titanium alloy, anti-magnetic, very high heat resistance (1600°F, 800°C)
- BR – Brass (copper-zinc alloy) anti-magnetic, good for scratch sensitive applications

### SATIN FINISH TIPS, ANGLED RH, EXTRA FINE TIPS

#### 51S



Part No.	L mm / in	Weight grams
51S245R-NC	115 / 4.53	13



### SATIN FINISH TIPS, ANGLED RH, EXTRA FINE TIPS, ERGONOMIC GRIP

#### 51S



Part No.	L mm / in	Weight grams
51S245R-NCDN	115 / 4.53	21




### SATIN FINISH EXTRA FINE TIPS

#### 5UUFS



Part No.	L mm / in	Weight grams
5UUFS-NC	110 / 4.25	13



### SATIN FINISH EXTRA FINE TIPS, ERGONOMIC GRIP

#### 5UUFS



Part No.	L mm / in	Weight grams
5UUFS-NC-DN	110 / 4.25	18



## HIGH PRECISION TWEEZERS

- Highest quality Swiss made tweezers
- Precise tips with great attention to detail
- S – Higher carbon stainless steel, when strength and hardness are of highest concern
- SA – Standard material is ESD safe, anti-magnetic stainless steel
- NC – Super Alloy (Ni-Cr-Mo) is six times harder than SA, anti-magnetic
- TA – Titanium alloy, anti-magnetic, very high heat resistance (1600°F, 800°C)
- BR – Brass (copper-zinc alloy) anti-magnetic, good for scratch sensitive applications

### MINI, SATIN FINISH EXTRA FINE ANGLED TIPS

#### M51S



Part No.	L mm / in	Weight grams
M51S245.NC	80 / 3.15	8



### MINI, SATIN FINISH EXTRA FINE ANGLED TIPS, ERGONOMIC GRIP

#### M51S



Part No.	L mm / in	Weight grams
M51S245-NCDN	80 / 3.15	8



### REVERSE ACTION DUCK BILL TIPS

#### 2AX



Part No.	L mm / in	Weight grams
2AX-SA	120 / 4.72	15



### REVERSE ACTION, EXTRA FINE

#### 5AX



Part No.	L mm / in	Weight grams
5AX-SA	115 / 4.53	15



## HIGH PRECISION TWEEZERS

- Highest quality Swiss made tweezers
- Precise tips with great attention to detail
- S – Higher carbon stainless steel, when strength and hardness are of highest concern
- SA – Standard material is ESD safe, anti-magnetic stainless steel
- NC – Super Alloy (Ni-Cr-Mo) is six times harder than SA, anti-magnetic
- TA – Titanium alloy, anti-magnetic, very high heat resistance (1600°F, 800°C)
- BR – Brass (copper-zinc alloy) anti-magnetic, good for scratch sensitive applications

### ANTI-MAGNETIC, VERY FINE CURVED TIPS

#### 7X-SA



Part No.	L mm / in	Weight grams
7X-SA	115 / 4.53	15



### REVERSE ACTION FINE TIP

#### 31



Part No.	L mm / in	Weight grams
31-SA	120 / 4.72	12



**GENERAL PURPOSE TWEEZERS**

- Highest quality Swiss made tweezers
- Handcrafted to perfect tip symmetry and balance
- Polished edges with superior non-scratching, anti-glare satin finish
- All models are available in anti-magnetic, anti-acid stainless steel (SA), other materials as noted

**FINE SERRATED TIPS AND GRIPS**

119



Part No.	L mm / in	Weight grams
119-SA	150 / 5.91	19



**STRONG SERRATED TIPS AND GRIPS**

120



Part No.	L mm / in	Weight grams
120-SA	150 / 5.91	25




**STRONG TIPS, SERRATED GRIPS**

120A



Part No.	L mm / in	Weight grams
120A-SA	110 / 4.25	25



**STRONG, BLUNT, SERRATED TIPS AND GRIPS**

121



Part No.	L mm / in	Weight grams
121-SA	160 / 6.30	26



## GENERAL PURPOSE TWEEZERS

- Highest quality Swiss made tweezers
- Handcrafted to perfect tip symmetry and balance
- Polished edges with superior non-scratching, anti-glare satin finish
- All models are available in anti-magnetic, anti-acid stainless steel (SA), other materials as noted

### FINE, BENT, SERRATED TIPS AND GRIPS

122



Part No.	L mm / in	Weight grams
122-SA	150 / 5.91	19



### SMOOTH ANGLED FLAT TIPS

128



Part No.	L mm / in	Weight grams
128-SA	105 / 4.0	12



### STRONG SERRATED TIPS

231



Part No.	L mm / in	Weight grams
231-SA	120 / 4.72	14



### FINE, STRONG SERRATED TIPS & GRIPS, ALIGNING PIN

648



Part No.	L mm / in	Weight grams
648-SA	150 / 5.91	25



Serrated tips  
and grips



**GENERAL PURPOSE TWEEZERS**

- Highest quality Swiss made tweezers
- Handcrafted to perfect tip symmetry and balance
- Polished edges with superior non-scratching, anti-glare satin finish
- All models are available in anti-magnetic, anti-acid stainless steel (SA), other materials as noted

**FINE, STRONG SERRATED BENT TIPS & GRIPS, ALIGNING PIN**

**649**



Part No.	L mm / in	Weight grams
649-SA	150 / 5.91	25

*Serrated tips and grips*



**VERY STRONG BLUNT SERRATED TIPS, REVERSE ACTION**

**7312**



Part No.	L mm / in	Weight grams
7312-SA	120 / 4.75	17



**VERY STRONG BLUNT SERRATED TIPS, REVERSE ACTION**

**7314**



Part No.	L mm / in	Weight grams
7314-SA	145 / 5.75	23



**STRONG FINE TIPS**

**AA**



Part No.	L mm / in	Weight grams
AA-SA	130 / 5.12	17

*AA-SA available as Ergonomic Touch (ET) style, see page 100 for details.*



## GENERAL PURPOSE TWEEZERS

- Highest quality Swiss made tweezers
- Handcrafted to perfect tip symmetry and balance
- Polished edges with superior non-scratching, anti-glare satin finish
- All models are available in anti-magnetic, anti-acid stainless steel (SA), other materials as noted

### VERY SLIM, STRAIGHT TIP

GG



Part No.	L mm / in	Weight grams
GG-SA	130 / 5.12	18



### STRONG FINE TIP

MM



Part No.	L mm / in	Weight grams
MM-SA	125 / 5.0	15



### HEAVY DUTY ROUNDED EDGES, STRONG TIPS

RR



Part No.	L mm / in	Weight grams
RR-SA	145 / 5.75	17



### REVERSE ACTION SOLDERING/DESOLDERING STRAIGHT TIPS

29



Part No.	L mm / in	Weight grams
29-SA	150 / 5.91	20



⚡ Straight tips ⚡

## GENERAL PURPOSE TWEEZERS

- Highest quality Swiss made tweezers
- Handcrafted to perfect tip symmetry and balance
- Polished edges with superior non-scratching, anti-glare satin finish
- All models are available in anti-magnetic, anti-acid stainless steel (SA), other materials as noted

### REVERSE ACTION SOLDERING/DESOLDERING BENT TIPS

30



Part No.	L mm / in	Weight grams
30-SA	165 / 6.50	32



## PLASTIC TIP TWEEZERS

- No other manufacturer can claim the experience and range of precise plastic tip tweezers found here
- CF: carbon fiber tips, polyamide 66 reinforced with 30 wt% carbon fiber, ESD safe, good chemical resistance
- CFR: replaceable carbon fiber tips (*listed on pages 82-90*)
- CP: PEEK (polyetheretherketone) reinforced with 30 wt% carbon fiber, ESD safe, high heat capable (260-300°C), excellent resistance to chemicals
- DG/DL: acetal resin reinforced with 30 wt% glass fiber, insulating (not ESD), good chemical resistance
- SV: polyvinylidene flouride reinforced with carbon fiber, smooth surface, heat capacity up to 150°C, ESD safe, excellent chemical resistance to aggressive acids, solvents and halogens, resistant to UV and radiation sterilization

### CARBON FIBER TIPS

00CF



Part No.	L mm / in	Weight grams
00CF-SA	130 / 5.12	15



## PLASTIC TIP TWEEZERS

- No other manufacturer can claim the experience and range of precise plastic tip tweezers found here
- CF: carbon fiber tips, polyamide 66 reinforced with 30 wt% carbon fiber, ESD safe, good chemical resistance
- CFR: replaceable carbon fiber tips (*listed on pages 81-89*)
- CP: PEEK (polyetheretherketone) reinforced with 30 wt% carbon fiber, ESD safe, high heat capable (260-300°C), excellent resistance to chemicals
- DG/DL: acetal resin reinforced with 30 wt% glass fiber, insulating (not ESD), good chemical resistance
- SV: polyvinylidene flouride reinforced with carbon fiber, smooth surface, heat capacity up to 150°C, ESD safe, excellent chemical resistance to aggressive acids, solvents and halogens, resistant to UV and radiation sterilization

### CARBON FIBER TIPS

#### 2ACF



Part No.	L mm / in	Weight grams
2ACF-SA	130 / 5.12	15



### CARBON FIBER TIPS, EXTRA FINE

#### 5CF



Part No.	L mm / in	Weight grams
5CF-SA	130 / 5.12	15



### CARBON FIBER REVERSE ACTION EXTRA FINE TIP

#### 5XCF



Part No.	L mm / in	Weight grams
5XCF-SA	125 / 5.0	14



### CARBON FIBER TIPS, SQUARE

#### 248CF



Part No.	L mm / in	Weight grams
248CF-SA	125 / 4.92	32



**PLASTIC TIP TWEEZERS**

- No other manufacturer can claim the experience and range of precise plastic tip tweezers found here
- CF: carbon fiber tips, polyamide 66 reinforced with 30 wt% carbon fiber, ESD safe, good chemical resistance
- CFR: replaceable carbon fiber tips (*listed on pages 81-89*)
- CP: PEEK (polyetheretherketone) reinforced with 30 wt% carbon fiber, ESD safe, high heat capable (260-300°C), excellent resistance to chemicals
- DG/DL: acetal resin reinforced with 30 wt% glass fiber, insulating (not ESD), good chemical resistance
- SV: polyvinylidene flouride reinforced with carbon fiber, smooth surface, heat capacity up to 150°C, ESD safe, excellent chemical resistance to aggressive acids, solvents and halogens, resistant to UV and radiation sterilization

**CARBON FIBER TIPS, THICK AND STRONG**

**249CF**



Part No.	L mm / in	Weight grams
249CF-SA	130 / 5.12	15




**CARBON FIBER TIPS, SOFT WIDE PADDLE**

**251**



Part No.	L mm / in	Weight grams
251-SA	110 / 4.33	17



**CARBON FIBER TIPS, SOFT ANGLE SQUARE**

**253**



Part No.	L mm / in	Weight grams
253-SA	110 / 4.33	17



**CARBON FIBER TIPS, STRONG POINT**

**259CF**



Part No.	L mm / in	Weight grams
259CF-SA	130 / 5.12	17



## PLASTIC TIP TWEEZERS

- No other manufacturer can claim the experience and range of precise plastic tip tweezers found here
- CF: carbon fiber tips, polyamide 66 reinforced with 30 wt% carbon fiber, ESD safe, good chemical resistance
- CFR: replaceable carbon fiber tips (*listed on pages 81-89*)
- SVR: Tip material are also available
- CP: PEEK (polyetheretherketone) reinforced with 30 wt% carbon fiber, ESD safe, high heat capable (260-300°C), excellent resistance to chemicals
- DG/DL: acetal resin reinforced with 30 wt% glass fiber, insulating (not ESD), good chemical resistance
- SV: polyvinylidene flouride reinforced with carbon fiber, smooth surface, heat capacity up to 150°C, ESD safe, excellent chemical resistance to aggressive acids, solvents and halogens, resistant to UV and radiation sterilization

### CARBON FIBER TIPS, STRONG BLUNT

#### 269CF



Part No.	L mm / in	Weight grams
269CF-SA	130 / 5.12	16



### CARBON FIBER REPLACEABLE FLAT EDGE THICK TIPS

#### 00CFR



Part No.	L mm / in	Weight grams
00CFR-SA	130 / 5.12	19



Flat edge,  
thick tips

### CARBON FIBER REPLACEABLE FLAT EDGE ROUNDED TIPS

#### 2ACFR



Part No.	L mm / in	Weight grams
2ACFR-SA	130 / 5.12	19



Flat edge,  
rounded tips

### CARBON FIBER REPLACEABLE CURVED TIPS

#### 2ABCFR



Part No.	L mm / in	Weight grams
2ABCFR-SA	130 / 5.12	15



Curved tips

**PLASTIC TIP TWEEZERS**

- No other manufacturer can claim the experience and range of precise plastic tip tweezers found here
- CF: carbon fiber tips, polyamide 66 reinforced with 30 wt% carbon fiber, ESD safe, good chemical resistance
- CFR: replaceable carbon fiber tips (*listed on pages 81-89*)
- SVR: Tip material are also available
- CP: PEEK (polyetheretherketone) reinforced with 30 wt% carbon fiber, ESD safe, high heat capable (260-300°C), excellent resistance to chemicals
- DG/DL: acetal resin reinforced with 30 wt% glass fiber, insulating (not ESD), good chemical resistance
- SV: polyvinylidene flouride reinforced with carbon fiber, smooth surface, heat capacity up to 150°C, ESD safe, excellent chemical resistance to aggressive acids, solvents and halogens, resistant to UV and radiation sterilization

**CARBON FIBER REMOVABLE STRAIGHT, SHARP TIPS**

**3CFR**



Part No.	L mm / in	Weight grams
3CFR-SA	130 / 5.12	13



**CARBON FIBER REPLACEABLE EXTRA FINE**

**5CFR**



Part No.	L mm / in	Weight grams
5CFR-SA	130 / 5.12	19



Extra fine tips

**CARBON FIBER REPLACEABLE FINE CURVED TIPS**

**7CFR**



Part No.	L mm / in	Weight grams
7CFR-SA	130 / 5.12	19



Fine, curved tips

**STRONG, BLUNT REPLACEABLE TIPS**

**242SVR**



Part No.	L mm / in	Weight grams
242SVR-SA	130 / 5.12	13



## PLASTIC TIP TWEEZERS

- No other manufacturer can claim the experience and range of precise plastic tip tweezers found here
- CF: carbon fiber tips, polyamide 66 reinforced with 30 wt% carbon fiber, ESD safe, good chemical resistance
- CFR: replaceable carbon fiber tips (*listed on pages 81-89*)
- SVR: Tip material are also available
- CP: PEEK (polyetheretherketone) reinforced with 30 wt% carbon fiber, ESD safe, high heat capable (260-300°C), excellent resistance to chemicals
- DG/DL: acetal resin reinforced with 30 wt% glass fiber, insulating (not ESD), good chemical resistance
- SV: polyvinylidene flouride reinforced with carbon fiber, smooth surface, heat capacity up to 150°C, ESD safe, excellent chemical resistance to aggressive acids, solvents and halogens, resistant to UV and radiation sterilization

### CARBON FIBER REPLACEABLE THICK, STRONG TIPS

#### 246CFR



Part No.	L mm / in	Weight grams
246CFR-SA	130 / 5.12	15

Thick & strong



### CARBON FIBER REPLACEABLE FLAT EDGE, THICK TIPS

#### 249CFR



Part No.	L mm / in	Weight grams
249CFR-SA	130 / 5.12	19

Flat edge, thick tips



### CARBON FIBER REPLACEABLE EXTRA FINE STRONG TIPS

#### 259CFR, 259-SVR



Part No.	L mm / in	Weight grams
259CFR-SA	130 / 5.12	19
259SVR-SA	130 / 5.12	19

Extra fine tips



### REPLACEABLE TIP SET FOR 00CFR-SA

#### 00 ACF



Part No.	L mm / in	Weight grams
00ACF	40 / 1.57	2

Flat edge, thick tips

\* Includes 2 tips and 2 screws in a plastic bag



**PLASTIC TIP TWEEZERS**

- No other manufacturer can claim the experience and range of precise plastic tip tweezers found here
- CF: carbon fiber tips, polyamide 66 reinforced with 30 wt% carbon fiber, ESD safe, good chemical resistance
- CFR: replaceable carbon fiber tips (*listed on pages 81-89*)
- CP: PEEK (polyetheretherketone) reinforced with 30 wt% carbon fiber, ESD safe, high heat capable (260-300°C), excellent resistance to chemicals
- DG/DL: acetal resin reinforced with 30 wt% glass fiber, insulating (not ESD), good chemical resistance
- SV: polyvinylidene flouride reinforced with carbon fiber, smooth surface, heat capacity up to 150°C, ESD safe, excellent chemical resistance to aggressive acids, solvents and halogens, resistant to UV and radiation sterilization

**REPLACEABLE TIP SET FOR 2ACFR-SA**

**2A ACF**



Part No.	L mm / in	Weight grams
2A-ACF	40 / 1.57	2



\* Includes 2 tips and 2 screws in a plastic bag

**REPLACEABLE TIP SET FOR 2ABCFR-SA**

**2AB-ACF**



Part No.	L mm / in	Weight grams
2AB-ACF	40 / 1.57	2



\* Includes 2 tips and 2 screws in a plastic bag

**REPLACEABLE TIP SET FOR 3CFR-SA**

**3ACF**



Part No.	L mm / in	Weight grams
3ACF	40 / 1.57	2

\* Includes 2 tips and 2 screws in a plastic bag

**REPLACEABLE TIP SET FOR 5CFR-SA**

**5 ACF**



Part No.	L mm / in	Weight grams
5ACF	40 / 1.57	2



\* Includes 2 tips and 2 screws in a plastic bag

## PLASTIC TIP TWEEZERS

- No other manufacturer can claim the experience and range of precise plastic tip tweezers found here
- CF: carbon fiber tips, polyamide 66 reinforced with 30 wt% carbon fiber, ESD safe, good chemical resistance
- CFR: replaceable carbon fiber tips (*listed on pages 81-89*)
- CP: PEEK (polyetheretherketone) reinforced with 30 wt% carbon fiber, ESD safe, high heat capable (260-300°C), excellent resistance to chemicals
- DG/DL: acetal resin reinforced with 30 wt% glass fiber, insulating (not ESD), good chemical resistance
- SV: polyvinylidene flouride reinforced with carbon fiber, smooth surface, heat capacity up to 150°C, ESD safe, excellent chemical resistance to aggressive acids, solvents and halogens, resistant to UV and radiation sterilization

### REPLACEABLE TIP SET FOR 7CFR-SA

#### 7 ACF



Part No.	L mm / in	Weight grams
7-ACF	40 / 1.57	2

\* Includes 2 tips and 2 screws in a plastic bag

 **Fine, curved tips**

### REPLACEABLE TIP SET FOR 246CFR-SA

#### 246 ACF



Part No.	L mm / in	Weight grams
246ACF	40 / 1.57	2

\* Includes 2 tips and 2 screws in a plastic bag

 **Thick & strong**

### REPLACEABLE TIP SET FOR 249CFR-SA

#### 249 ACF



Part No.	L mm / in	Weight grams
249-ACF	40 / 1.57	2

\* Includes 2 tips and 2 screws in a plastic bag

 **Flat edge, thick tips**

### REPLACEABLE TIP SET FOR 259CFR-SA

#### 259 ACF



Part No.	L mm / in	Weight grams
259-ACF	40 / 1.57	2

\* Includes 2 tips and 2 screws in a plastic bag

 **Extra fine tips**

**PLASTIC TIP TWEEZERS**

- No other manufacturer can claim the experience and range of precise plastic tip tweezers found here
- CF: carbon fiber tips, polyamide 66 reinforced with 30 wt% carbon fiber, ESD safe, good chemical resistance
- CFR: replaceable carbon fiber tips (*listed on pages 81-89*)
- SVR: Tip material are also available
- CP: PEEK (polyetheretherketone) reinforced with 30 wt% carbon fiber, ESD safe, high heat capable (260-300°C), excellent resistance to chemicals
- DG/DL: acetal resin reinforced with 30 wt% glass fiber, insulating (not ESD), good chemical resistance
- SV: polyvinylidene flouride reinforced with carbon fiber, smooth surface, heat capacity up to 150°C, ESD safe, excellent chemical resistance to aggressive acids, solvents and halogens, resistant to UV and radiation sterilization

**REPLACEABLE TIP SET FOR 242SVR-SA**

**242 ASV**



Part No.	L mm / in	Weight grams
242 ASV	40 / 1.57	2



\* Includes 2 tips and 2 screws in a plastic bag

**REPLACEABLE TIP SET FOR 259SVR-SA**

**259 ASV**



Part No.	L mm / in	Weight grams
259 ASV	40 / 1.57	2



\* Includes 2 tips and 2 screws in a plastic bag

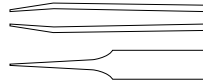


**PLASTIC TIP TWEEZERS**

- 100% plastic tweezers in three materials for lightweight operation
- CF: carbon fiber tips, polyamide 66 reinforced with 30 wt% carbon fiber, ESD safe, good chemical resistance
- DG/DL: acetal resin reinforced with 30 wt% glass fiber, insulating (not ESD), good chemical resistance
- SV: polyvinylidene flouride reinforced with carbon fiber, smooth surface, heat capacity up to 150°C, ESD safe, excellent chemical resistance to aggressive acids, solvents and halogens, resistant to UV and radiation sterilization

**STRAIGHT FINE TIP**

**705**



Part No.	L mm / in	Weight grams
705CF	115 / 4.53	5



**STRAIGHT, PARALLEL FINE TIPS**

**707**



Part No.	L mm / in	Weight grams
707CF	115 / 4.53	5



**Fine, strong, parallel tips**

**PARALLEL, PADDLE TIPS**

**710**



Part No.	L mm / in	Weight grams
710CF	115 / 4.53	5



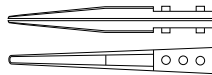
**Strong, parallel paddle tips**

### CERAMIC REPLACEABLE TIP TWEEZERS

- Advanced ceramic type MZ tweezers tips made with Zirconia Toughened Alumina (ZTA)
- Not intended for ESD safe applications, electrically insulative
- Hard, strong tweezers with low density provide good abrasion and wear resistance
- Excellent thermal properties and high temperature stability exceeding 1000°C
- Extreme corrosion resistance, nearly chemically inert

#### CERAMIC REPLACEABLE STRAIGHT TIPS

##### 2AMZ



Part No.	L mm / in	Weight grams
2AMZ-SA	135 / 5.31	15

⚡ Straight tips ⚡



#### REPLACEMENT TIP SET FOR 2AMZ-SA

##### A2AMZ

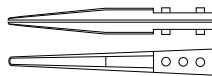


Part No.	L mm / in	Weight grams
A2AMZ	35 / 1.38	2

⚡ Straight tips ⚡

#### CERAMIC REPLACEABLE STRAIGHT, FINE, SHARP TIPS

##### 73MZ



Part No.	L mm / in	Weight grams
73MZ-SA	140 / 5.51	15

⚡ Strong sharp tips ⚡



#### REPLACEMENT TIP SET FOR 73MZ-SA

##### A73MZ



Part No.	L mm / in	Weight grams
A73MZ	33 / 1.30	2

⚡ Strong sharp tips ⚡

## WAFER HANDLING TWEEZERS

- Highest quality Swiss made tweezers
- SA stainless steel
- ESD safe permanent or replaceable tips
- Choice of CF, CP, DG or SV materials for plastic jaws
- SVR: Tip material are also available
- Satin anti-glare finish for use in spotlighted work areas
- Specially designed for use with delicate, fragile wafer types

### 2" WAFER HANDLING TWEEZERS, CPR

#### 2WFCPR



Part No.	L mm / in	Weight grams
2WFCPR-SA	130 / 5.12	15



Replaceable  
6.6 mm wide carbon  
fiber tips

### 4" WAFER HANDLING TWEEZERS, 12 MM WIDE TIPS

#### 4WL



Part No.	L mm / in	Weight grams
4WL-SA	125 / 4.92	15



12 mm  
wide tips

### PLASTIC REPLACEABLE TIP SET FOR 2WFCPR-SA

#### A2WFCP



Part No.	L mm / in	Weight grams
A2WFCP	40 / 1.57	3

### PLASTIC REPLACEABLE TIP SET FOR 4WFCPR-SA

#### A4WFCP



Part No.	L mm / in	Weight grams
A4WFCP	40 / 1.57	3

### FLAT TIP TWEEZERS

- Highest quality Swiss made tweezers
- Anti-magnetic, anti-acid stainless steel
- Serrated gripping area for precise manipulation
- Smooth scratch proof tips for handling sensitive components

### RECTANGULAR, SMOOTH TIPS

34A



Part No.	L mm / in	Weight grams
34A-SA	120 / 4.72	15



### COMPONENT HANDLING TWEEZERS

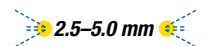
- Highest quality Swiss made tweezers
- Handcrafted to perfect tip symmetry and balance
- Polished edges with superior non-scratching, anti-glare satin finish
- All component handling tweezers are made of SA stainless steel
- Tips are precisely formed for consistent results

### COMPONENT HANDLING TIPS, 2.5 - 5.0 MM

571



Part No.	L mm / in	Weight grams
571-SA	145 / 5.71	25



## COMPONENT HANDLING TWEEZERS

- Highest quality Swiss made tweezers
- Handcrafted to perfect tip symmetry and balance
- Polished edges with superior non-scratching, anti-glare satin finish
- All component handling tweezers are made of SA stainless steel
- Tips are precisely formed for consistent results

### COMPONENT HANDLING 90° - 2 MM MAXIMUM

578



Part No.	L mm / in	Weight grams
578-SA	120 / 4.75	15



### COMPONENT HANDLING 90° - 1 MM MAXIMUM

582



Part No.	L mm / in	Weight grams
582-SA	115 / 4.53	14



### DISK HANDLING 6 MM DIAMETER MAX, 0.5 MM MAX THICKNESS

61A



Part No.	L mm / in	Weight grams
61A-SA	105 / 4.0	12



### SMD 45° ANGLED TIPS FOR 2 & 3 LEAD SOT PACKAGES

SM103



Part No.	L mm / in	Weight grams
SM103-SA	115 / 4.53	13





**SMD TWEEZERS**

- Highest quality Swiss made tweezers
- Smooth handling and positioning of SMD components
- Different tips and angles for specific applications
- Satin anti-glare finish and ergonomic design
- ESD safe SA steel
- Modifications or special models available on request

**SMD 3 LEAD SOT PACKAGES**

**SM104**



Part No.	L mm / in	Weight grams
SM104-SA	120 / 4.72	15



**SMD ALL SOT PACKAGES**

**SM105**



Part No.	L mm / in	Weight grams
SM105-SA	120 / 4.72	15



**SMD 60° ANGLE**

**SM107**



Part No.	L mm / in	Weight grams
SM107-SA	120 / 4.72	15



**SMD GROOVED TIPS, 1 MM**

**SM108**



Part No.	L mm / in	Weight grams
SM108-SA	120 / 4.72	15



## SMD TWEEZERS

- Highest quality Swiss made tweezers
- Smooth handling and positioning of SMD components
- Different tips and angles for specific applications
- Satin anti-glare finish and ergonomic design
- ESD safe SA steel
- Modifications or special models available on request

### SMD GROOVED TIPS, 45° ANGLE

#### SM109



Part No.	L mm / in	Weight grams
SM109-SA	120 / 4.72	15



### SMD GROOVED TIPS, FOR 5 MM CHIPS

#### SM111



Part No.	L mm / in	Weight grams
SM111-SA	120 / 4.72	15



### SMD GROOVED TIPS, 30° ANGLE

#### SM115



Part No.	L mm / in	Weight grams
SM115-SA	120 / 4.72	15




**ERGONOMIC TOUCH TWEEZERS**

- High quality Lindström tweezers with soft ESD safe foam Ergonomic Touch grips
- Static dissipative material provides reliable ESD protection
- Anti-acid, anti-magnetic stainless steel for use in many environments
- ESD safe packaging protects tweezers on workbench and in tool cases
- ET tweezers are offered on select SA, S and NC types; contact Lindström for a quote on outfitting other tweezers with ET grips

**FLAT EDGE, THICK TIPS, ERGONOMIC TOUCH GRIP**

**00**



Part No.	L mm / in	Weight grams
00-SA-ET	120 / 4.72	28



**FLAT, DUCK BILL TIPS, ERGONOMIC TOUCH GRIP**

**2A**




Part No.	L mm / in	Weight grams
2A-SA-ET	120 / 4.72	21



**CURVED BLUNT TIPS, ERGONOMIC TOUCH GRIP**

**2AB**



Part No.	L mm / in	Weight grams
2AB-SA-ET	115 / 4.53	21



**VERY SHARP TIPS, ERGONOMIC TOUCH GRIP**

**3**



Part No.	L mm / in	Weight grams
3-SA-ET	120 / 4.72	19



## ERGONOMIC TOUCH TWEEZERS

- High quality Lindström tweezers with soft ESD safe foam Ergonomic Touch grips
- Static dissipative material provides reliable ESD protection
- Anti-acid, anti-magnetic stainless steel for use in many environments
- ESD safe packaging protects tweezers on workbench and in tool cases
- ET tweezers are offered on select SA, S and NC types; contact Lindström for a quote on outfitting other tweezers with ET grips

### VERY SHARP TIPS, ERGONOMIC TOUCH GRIP

3C



Part No.	L mm / in	Weight grams
3C-SA-ET	110 / 4.33	18




### EXTRA FINE TIPS, ERGONOMIC TOUCH GRIP

4



Part No.	L mm / in	Weight grams
4-SA-ET	110 / 4.33	21



### EXTRA FINE TIPS, ERGONOMIC TOUCH GRIP

5



Part No.	L mm / in	Weight grams
5-SA-ET	110 / 4.33	18



### VERY FINE CURVED TIPS, ERGONOMIC TOUCH GRIP

7



Part No.	L mm / in	Weight grams
7-SA-ET	115 / 4.53	19



## ERGONOMIC TOUCH TWEEZERS

- High quality Lindström tweezers with soft ESD safe foam Ergonomic Touch grips
- Static dissipative material provides reliable ESD protection
- Anti-acid, anti-magnetic stainless steel for use in many environments
- ESD safe packaging protects tweezers on workbench and in tool cases
- ET tweezers are offered on select SA, S and NC types; contact Lindström for a quote on outfitting other tweezers with ET grips

### STRONG CURVED TIPS, ERGONOMIC TOUCH GRIPS

7A



Part No.	L mm / in	Weight grams
7A-SA-ET	115 / 4.53	21



### STRONG FINE TIPS, ERGONOMIC TOUCH GRIPS

AA



Part No.	L mm / in	Weight grams
AA-SA-ET	130 / 5.12	23



### FINE CUTTING TIPS, 90° ANGLED BLADES, ERGONOMIC TOUCH GRIPS

14AC



Part No.	L mm / in	Weight grams
14AC-ET	115 / 4.53	13




### CUTTING TIPS, TAPERED, CARBON STEEL, ERGONOMIC TOUCH GRIPS

15A



Part No.	L mm / in	Weight grams
15A-ET	120 / 4.75	32



## ERGONOMIC TOUCH TWEEZERS

- High quality Lindström tweezers with soft ESD safe foam Ergonomic Touch grips
- Static dissipative material provides reliable ESD protection
- Anti-acid, anti-magnetic stainless steel for use in many environments
- ESD safe packaging protects tweezers on workbench and in tool cases
- ET tweezers are offered on select SA, S and NC types; contact Lindström for a quote on outfitting other tweezers with ET grips



### SMD GROOVED TIPS, VERTICAL, ERGONOMIC TOUCH GRIPS

#### SM116




Part No.	L mm / in	Weight grams
SM116-SA-ET	120 / 4.75	17

## SL TWEEZERS

- Lindström SL (service level) tweezers for use in production, assembly and field service kits
- Swiss quality at lower cost for applications that do not require the highest precision
- Anti-acid, anti-magnetic stainless steel same as our other tweezers
- ESD safe properties for use in sensitive environments
- Matt finish for reduction of glare in intensely lit environments

### FLAT EDGE, STRONG TIPS

#### 00



Part No.	L mm / in	Weight grams
00-SA-SL	120 / 4.72	22



## SL TWEEZERS

- Lindström SL (service level) tweezers for use in production, assembly and field service kits
- Swiss quality at lower cost for applications that do not require the highest precision
- Anti-acid, anti-magnetic stainless steel same as our other tweezers
- ESD safe properties for use in sensitive environments
- Matte finish for reduction of glare in intensely lit environments

### SHARP, FINE TIPS

2



Part No.	L mm / in	Weight grams
2-SA-SL	120 / 4.72	15



### FLAT ROUNDED TIPS

2A



Part No.	L mm / in	Weight grams
2A-SA-SL	120 / 4.72	15



⚡ Sometimes called  
"Duckbill" tip  
tweezers ⚡

### STRONG SHARP TIPS

3C



Part No.	L mm / in	Weight grams
3C-SA-SL	110 / 4.33	12



### VERY SHARP TIPS

3



Part No.	L mm / in	Weight grams
3-SA-SL	120 / 4.72	13



**SL TWEEZERS**

- Lindström SL (service level) tweezers for use in production, assembly and field service kits
- Swiss quality at lower cost for applications that do not require the highest precision
- Anti-acid, anti-magnetic stainless steel same as our other tweezers
- ESD safe properties for use in sensitive environments
- Matte finish for reduction of glare in intensely lit environments

**FINE TIPS**

**4**



Part No.	L mm / in	Weight grams
4-SA-SL	110 / 4.33	13



**EXTRA FINE TIPS**

**5**



Part No.	L mm / in	Weight grams
5-SA-SL	110 / 4.33	12



**VERY FINE TIPS**

**5A**



Part No.	L mm / in	Weight grams
5A-SA-SL	115 / 4.53	13



**FINE CURVED TIPS**

**7**



Part No.	L mm / in	Weight grams
7-SA-SL	115 / 4.53	13





**SL TWEEZERS**

- Lindström SL (service level) tweezers for use in production, assembly and field service kits
- Swiss quality at lower cost for applications that do not require the highest precision
- Anti-acid, anti-magnetic stainless steel same as our other tweezers
- ESD safe properties for use in sensitive environments
- Matte finish for reduction of glare in intensely lit environments

**STRONG, CURVED TIPS**

**7A**



Part No.	L mm / in	Weight grams
7A-SA-SL	115 / 4.53	14



**STRONG TIPS, SERRATED GRIPS**

**AC**



Part No.	L mm / in	Weight grams
AC-SA-SL	110 / 4.33	18



**SLENDER, FINE LONG TIPS**

**SS**



Part No.	L mm / in	Weight grams
SS-SA-SL	140 / 5.51	12





# High Precision Torque Screwdrivers

Lindström Torque Screwdrivers eliminate the over-application of force, thereby reducing the risk for damage and rework costs. They feature an ergonomic shape, a durable positive grip powder-coated surface, and an anti-magnetic ESD safe bit holder that accepts any standard 1/4" Hex drive bit.

The two models available are the Micro-Adjustable Torque Screwdriver and the Preset Torque Screwdriver.





## HIGH PRECISION TORQUE CONTROL

With a unique high-precision cam-over torque-limiting design, Lindström’s torque screwdrivers eliminate over application of force reducing the risk of damage and rework costs. Available in micro-adjustable or preset torque versions, Lindström’s torque screwdrivers offer comfort with a user friendly shape and non-slip grip. Built to last with a non-magnetic bit holder that accepts any standard 1/4" Hex drive Bit, it is the ideal choice for flexible applications as well as volume production. All models are ESD-safe.

## MICRO-ADJUSTABLE TORQUE SCREWDRIVERS

The micro-adjustable torque screwdriver allows instant change to the torque value with an easy-to-read window scale and a precise pull-to-set, push-to-lock mechanism. Adjustment is easy - simply pull the knob, turn to the desired torque, push the knob back in, and it is ready to use.

The micro-adjustable screwdriver series includes three models ranging from 14 to 451.94 Ncm or 20 in.oz. to 40 in.lbs. Accuracy +/- 6%.

## PRESET TORQUE SCREWDRIVER

An outstanding selection for high-volume use in assembly where precision and repeatability is paramount. Torque values are easily set on this durable driver.

The end cap removes for access to the 1/8" Hex adjustment screw (Hex key included with each driver). Use a certified torque tester to verify the exact torque value after adjustment. Replace the end cap and it's ready to go.



All Lindström torque devices are ESD safe.

*Warning! Lindström Torque Screwdrivers should never be used on electrified equipment.*

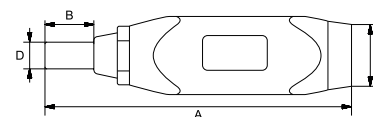


## MICRO-ADJUSTABLE TORQUE SCREWDRIVER

- ESD safe (IEC 61340-5-1)
- Torque limiting clutch prevents over application of force to fastener
- 1/4" Hexagon anti-magnetic spring loaded bit holder to avoid ESD damage to sensitive equipment or components in electronic applications
- Adjustable Torque Screwdriver, with all metal 3-lobe shaped handle
- Powder coat wrinkle finish provides positive grip
- Cam-over torque limiting clutch for repeatability
- Store driver in the protective case at lowest torque setting
- Accuracy meets or exceeds  $\pm 6\%$  over recommended usage period: 5,000 cycles or one year, whichever occurs first
- Clockwise torque measurement only. It can be used to loosen fasteners without affecting the internal mechanism
- Cam-Over technology provides tactile and audible feedback when torque values are reached
- Supplied with an internal declaration of conformity in compliance with International standards
- Standard adjustable drivers include SAE window scale
- ISO 6789, ISO 1174, ASME B107.300-2010
- Made in USA



Truly ESD Safe, extremely accurate and durable, delivering repeatable torque values



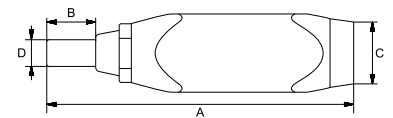
Part No.	cNm	in-oz	in-lb		cNm	A mm / in	B mm / in	C mm / in	D mm / in	kg
MAL500-1D	16-80 cNm	20-200 in-oz		1/4 in	1	5.43 / 138	18.2 / 0.72	28 / 1.10	9.6 / 0.38	0.2
MAL500-2D	40-200 cNm		3-15 lb-in	1/4 in	2	6.18 / 157	18.2 / 0.72	28 / 1.10	9.6 / 0.38	0.26
MAL500-3D	90-450 cNm		5-40 lb-in	1/4 in	5	6.73 / 171	18.2 / 0.72	32 / 1.26	9.6 / 0.38	0.308

# PRESET TORQUE SCREWDRIVER

- ESD safe (IEC 61340-5-1)
- Torque limiting clutch prevents over application of force to fastener
- 1/4" Hexagon anti-magnetic spring loaded bit holder to avoid ESD damage to sensitive equipment or components in electronic applications
- Preset Torque Screwdriver, with all metal 3-lobe shaped handle
- Cam-over torque limiting clutch for repeatability
- Powder coat wrinkle finish provides positive grip
- Accuracy meets or exceeds +/-6% over recommended usage period: 5000 cycles or one year, whichever occurs first
- Clockwise torque measurement only. It can be used to loosen fasteners without affecting the internal mechanism
- Cam-Over technology provides tactile and audible feedback when torque values are reached
- On request, preset screwdrivers can be set and certified with a declaration of conformity in compliance with International Standards
- ISO 6789, ISO 1174, ASME B107.300-2010
- Made in USA



Truly ESD Safe, extremely accurate and durable, delivering repeatable torque values



Part No.	cNM	in-oz		A mm / in	B mm / in	C mm / in	D mm / in	kg
PS501-1D	4-22 cNM	6-32 in-oz	1/4 in	4.53 / 115	18.2 / 0.72	28 / 1.10	9.6 / 0.38	0.147
PS501-2D	7-70 cNM	10-100 in-oz	1/4 in	5.55 / 141	18.2 / 0.72	28 / 1.10	9.6 / 0.38	0.200
PS501-3D	15-170 cNM	1.5-15 in-oz	1/4 in	5.55 / 141	18.2 / 0.72	28 / 1.10	9.6 / 0.38	0.198
PS501-4D	45-450 cNM	4-40 in-oz	1/4 in	6.06 / 154	18.2 / 0.72	32 / 1.26	9.6 / 0.38	0.270

To order with torque values set, add "SET" as a suffix to the part number and the desired torque value.  
Example: PS501-3DSET - 7 In. Oz.





# The Best Performing Screwdriver in the world

It's shape, it's dimensions and it's touch are all designed, extensively tested and developed, following a scientific process, to give the ERGO™ screwdrivers an optimal balance between torque (twisting force) and control

# The BAHCO ERGO™ Process

If hand tools are to be ergonomic, they must be suitable to the task, the user and the environment. That is why all three of these factors are crucial when creating an ERGO™ product.

Ergonomic tools are designed to fit the human hand, minimising grip-strength demands and allowing muscles to relax periodically, reducing the risk of static muscle fatigue.

Whenever an ERGO™ tool is being developed, sustainable efficiency and effectiveness are considered, as well as reliability and durability in challenging environments.

We work hard to deliver the best possible tools to every user, and over the years we have continuously developed, improved and fine-tuned the way we do this, which resulted in the BAHCO ERGO™ Process. This is a comprehensive three-phase process (each phase including several steps), which ensures the validity of ERGO™ tools.

The BAHCO ERGO™ Process is unique for BAHCO and scientifically performed with the help of Industrial Designers and Ergonomists.

The BAHCO ERGO™ Process is in accordance with ISO 9241.

## BAHCO ERGO™ PRODUCTS ARE CONTINUALLY AWARDED WITH THE MOST PRESTIGIOUS DESIGN AWARDS

BAHCO ERGO™ products have been included in research papers and business cases. We also actively work with universities and research centers all over to create our products:

- **Comfort Effects of Participatory Design of Screwdrivers**  
TU Delft The Netherlands
- **Success Via Design - Business case**  
by Triad Design & Harvard University\*
- **Business case: AB SANDVIK SAWS & TOOLS: THE ERGO STRATEGY** University of Western Ontario
- **Mastership in Design research at UFSC**  
Federal University of Santa Catarina - Brazil
- **Ergonomía** - Universidad de Navarra, Spain
- **Libro de la asianatura 'Ergonomia per il design'**  
Politecnico di Milano
- **Scandinavian Design** - Taschen



**Excellent Swedish Design Awards:** The Svensk Form/Swedish Society of Crafts and Design verifies and spreads knowledge about good, self-assured Swedish design.



**Reddot Award:** With a history spanning more than 50 years, the "Reddot Award: product design" is one of the most important international product competitions.



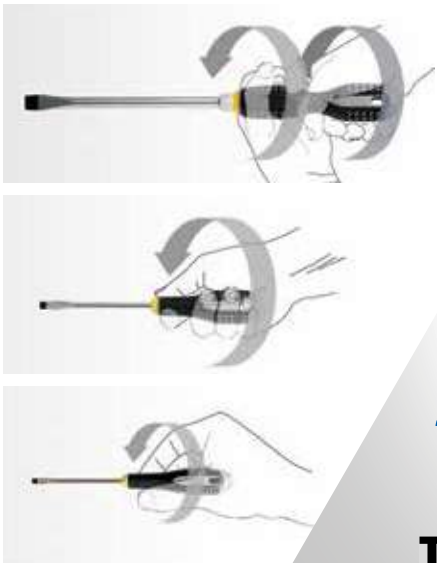
**Japanese Good Design Award:** Since 1957, the Good Design Award has been given to outstanding designs for more than 50 years.





## The Handle

The handle diameter is optimized to transmit the maximum torque and increase productivity. Double handle for very high forces, when both hands are required.



**USER**

SAFETY  
PLEASURE  
COOL TOOL  
FEELING  
USER PRIDE

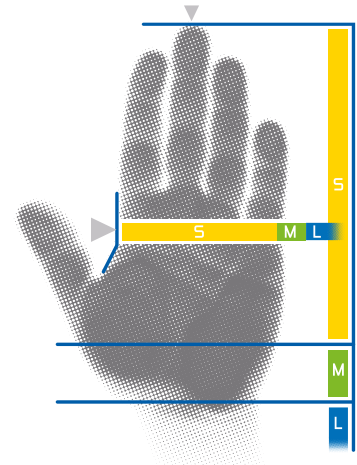
**ergo**<sup>®</sup>

INSPIRED BY  
PROFESSIONALS



**TASK**

PRODUCTIVITY  
& PROFITABILITY  
**QUALITY PERFORMANCE**



We don't believe in average people, that is why we analyze anthropometrical databases to define the handle sizes in the assortment.



**ENVIROMENT**

DURABILITY  
**INNOVATION**

## The Color Coding

The color coding supports the cognitive processes related to the identification of the right screwdriver. Instead of having to check every tip, you can quickly see which one is what just by the colour of the first injection.



## The Blade

The blade is made of high performance alloy steel for maximum durability.

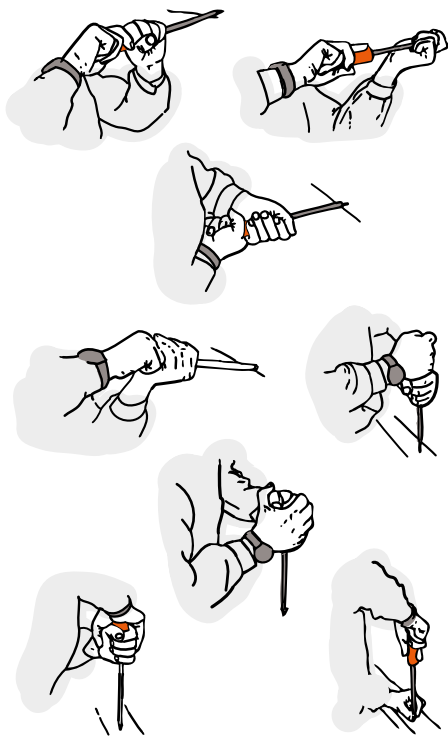
Nickel chrome plated for maximum corrosion resistance.

The ERGO™ Screwdriver has been developed through our three phase BAHCO ERGO™ Process. This program takes account of facts and experiences from users, ergonomists, industrial designers, and R&D departments, as well as extensive testing and trials.

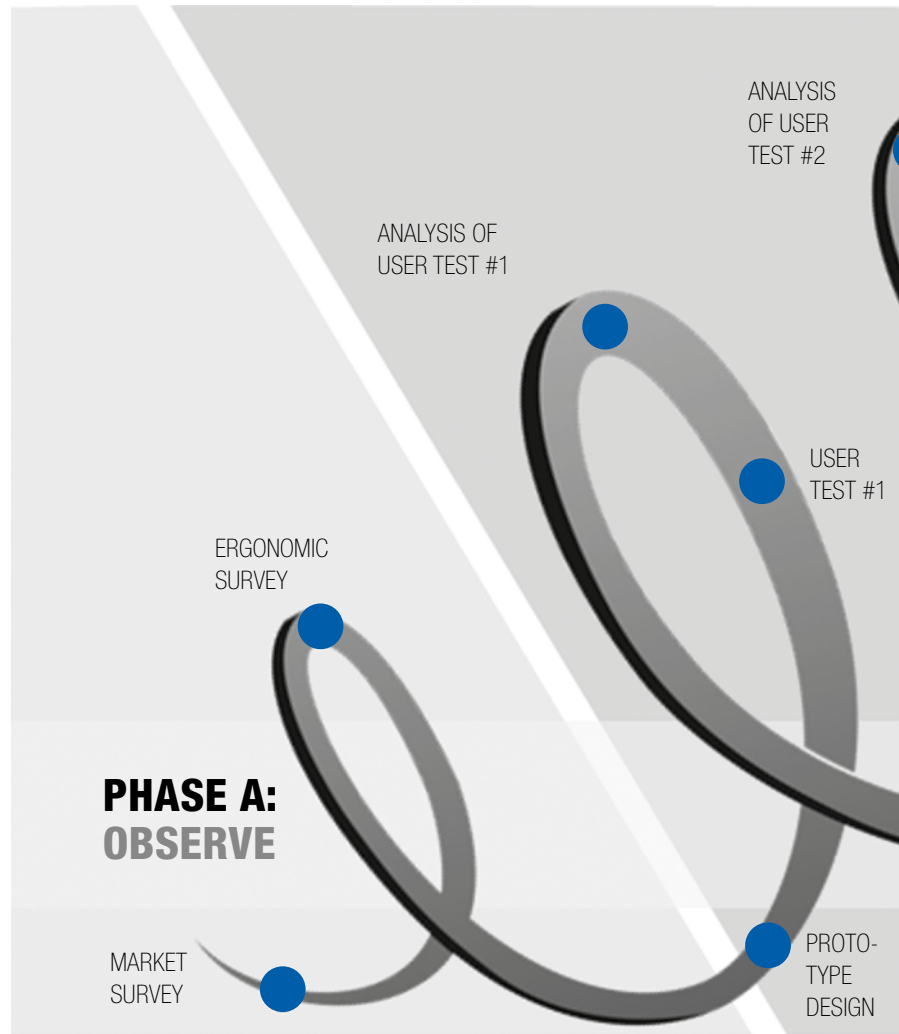
It is easier to use, more comfortable to hold and

significantly more functional. It reduces muscle tension and risk of accidents and injuries, while increasing job satisfaction, productivity and profitability.

**ERGO™ TOOLS START THEIR LIVES AS A SERIES OF QUESTIONNAIRES TO END USERS ABOUT THEIR EXPERIENCES WITH PARTICULAR TOOLS AND HOW THEY WOULD LIKE TO SEE THEM IMPROVED.**



**THIS INFORMATION IS THEN COUPLED WITH DOCUMENTATION SHOWING HOW THE TOOL IS USED IN THE NORMAL WORK SITUATIONS.**



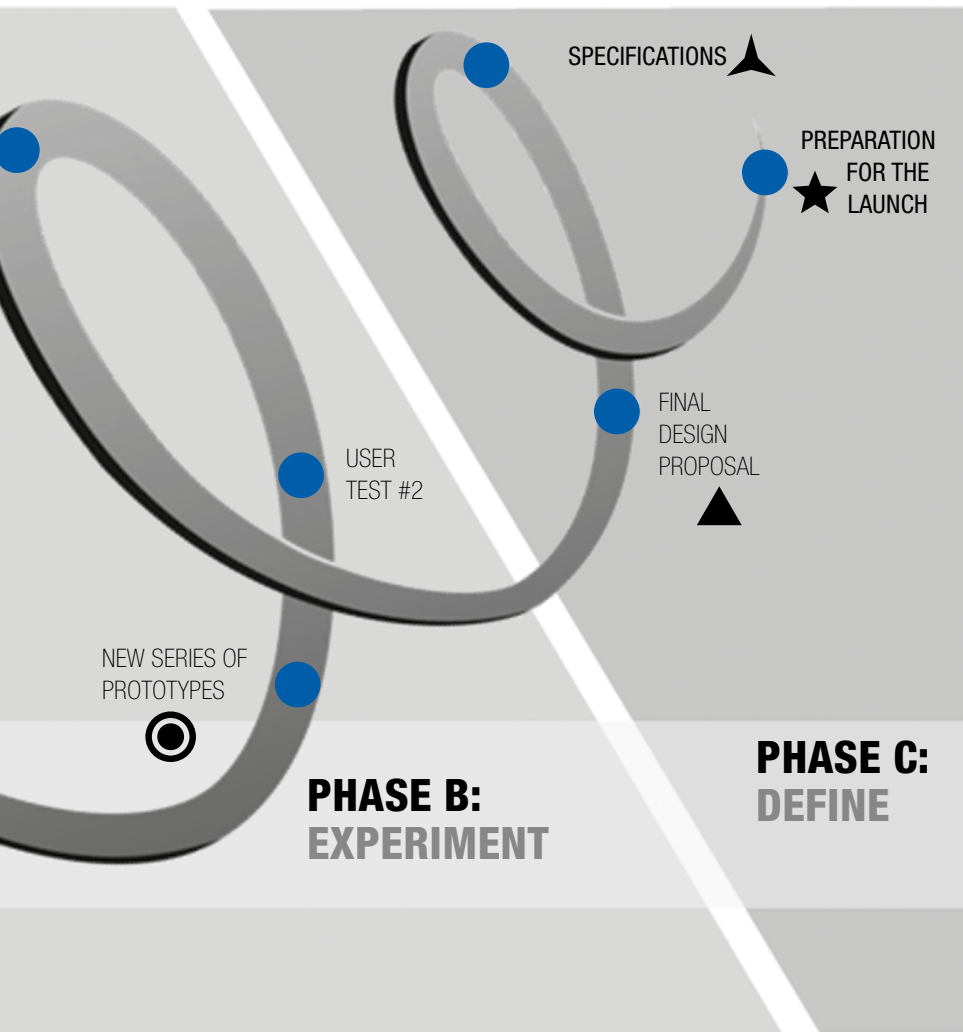
**NEW SERIES OF PROTOTYPES**

We tried very different handle diameters with different end users to understand what best fit the human hand.



**WE OBSERVE PROFESSIONALS  
IN THEIR WORKING SITE TO  
UNDERSTAND HOW THEY USE  
THE TOOLS**

At BAHCO, we are forerunners in hand tool design and ergonomics. We have been designing hand tools since 1886 and researching in ergonomics since 1978.



**▲ SPECIFICATIONS**

BAHCO ERGO™ tools are made with the most advanced technologies. As manufacturers, we comply with the highest quality standards.

**★ PREPARATION FOR THE LAUNCH**

At BAHCO we are completely confident about the superiority of ERGO™ tools. That is why the launching of an ERGO™ tool always includes a demo unit so that professional users can feel the difference.



**▲ FINAL DESIGN PROPOSAL**



## Choosing the right tip

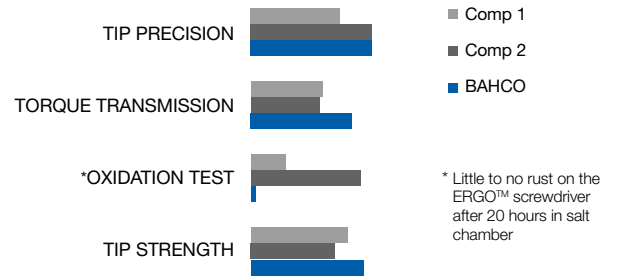
### THE BEST PERFORMING SCREWDRIVER IN THE WORLD

**Tip Precision:** The tip precision increases the lifetime of the screwdriver and avoids damage on a workpiece.

**Torque Transmission:** The screwdriver transmits the torque the and less force is needed to do the job.

**Oxidation test:** Less oxidation improves the lifetime and performance of the screwdriver.

**Tip Strength:** A strong tip will secure the tip precision throughout its lifetime.



## More than just aesthetically pleasing



### NO DOUBT, THE BEST SCREWDRIVER IN THE WORLD



## Choosing the right color code

BAHCO continuously works with end users and experts in the market. Being close to the most demanding end users, BAHCO anticipates on changes in applications used in all industries. To keep delivering the best solutions, BAHCO is continuously developing the screwdriver assortment to fit the latest request and market applications.

**CONTINUOUSLY UPDATING THE RANGE ACCORDING TO THE LATEST MARKET DEMANDS**



*EASY TO FIND THE RIGHT TIP IN YOUR TOOL CASE WITH THE DOUBLE COLOUR CODE WHICH DOESN'T WEAR OUT*



## SLOTTED

- Screwdriver developed in accordance with the Scientific ERGO™ 11 Step Process
- Phosphate plated tip for precise accuracy
- Three-component handle for maximum user comfort, soft material with ridged undermolded material provides superior grip and greater force transmission
- Maximum comfort with minimum effort thanks to our ergonomic design
- Color-coded handle with symbol on the domed end is an easy-to-choose feature for selecting the right tip
- Flat surface on the screwdriver handle limits rolling
- Integrated handle hole allows for hanging on a peg board, securing a lanyard or inserting another screwdriver blade for added leverage
- High-performance hardened alloy steel blade with chrome plating, entirely hardened for protection against corrosion and long tool life
- Standards: ISO 2380 and DIN 5264



► Screwdriver for slotted screws



Part No.	mm / in	mm / in	mm / in	mm / in	mm / in	mm / in	g
BAHBE-8010	0.4 / 0.01	2.5 / 0.09	50.0 / 1.96	16.0 × 102.0 / 0.63 × 4.02	15.0 / 5.98	17	
BAHBE-8020	0.5 / 0.02	3.0 / 0.11	50.0 / 1.96	16.0 × 102.0 / 0.63 × 4.02	152.0 / 5.98	20	
BAHBE-8020L	0.5 / 0.02	3.0 / 0.11	75.0 / 2.95	16.0 × 102.0 / 0.63 × 4.02	177.0 / 7.0	22	
BAHBE-8030	0.6 / 0.024	3.5 / 0.13	75.0 / 2.95	20.0 × 122.0 / 0.79 × 4.80	197.0 / 7.76	35	
BAHBE-8040	0.8 / 0.03	4.0 / 0.15	100.0 / 3.93	20.0 × 122.0 / 0.79 × 4.80	222.0 / 8.75	38	
BAHBE-8150	1.0 / 0.039	5.5 / 0.21	100.0 / 3.92	27.0 × 122.0 / 1.06 × 4.80	222.0 / 8.75	70	
BAHBE-8155	1.2 / 0.05	6.5 / 0.26	125.0 / 4.92	36.0 × 122.0 / 1.42 × 4.80	247.0 / 9.72	101	
BAHBE-8210	0.4 / 0.01	2.5 / 0.09	75.0 / 2.95	16.0 × 102.0 / 0.63 × 4.02	177.0 / 7.0	18	
BAHBE-8220	0.5 / 0.020	3.0 / 0.11	125.0 / 4.92	16.0 × 102.0 / 0.63 × 4.02	227.0 / 9.0	22	
BAHBE-8230	0.6 / 0.024	3.5 / 0.13	125.0 / 4.92	20.0 × 122.0 / 0.79 × 4.80	247.0 / 9.72	38	
BAHBE-8240	0.8 / 0.03	4.0 / 0.15	175.0 / 6.89	20.0 × 122.0 / 0.79 × 4.80	297.0 / 11.69	47	
BAHBE-8250	1.0 / 0.039	5.5 / 0.21	150.0 / 5.90	27.0 × 122.0 / 1.06 × 4.80	272.0 / 10.70	75	
BAHBE-8250L	1.0 / 0.03	5.5 / 0.20	200.0 / 7.87	27.0 × 122.0 / 1.06 × 4.80	322.0 / 12.67	90	
BAHBE-8255	1.2 / 0.05	6.5 / 0.26	150.0 / 5.90	36.0 × 122.0 / 1.42 × 4.80	272.0 / 10.70	114	

► Slotted tip with Stubby handle design for working in confined spaces



BAHBE-8330	0.6 / 0.02	3.5 / 0.13	25.0 / 0.98	36.0 × 0.58 / 1.42 × 2.28	83.0 / 3.26	43
BAHBE-8340	0.8 / 0.03	4.0 / 0.15	25.0 / 0.98	36.0 × 0.58 / 1.42 × 2.28	83.0 / 3.26	43
BAHBE-8350	1.0 / 0.04	5.5 / 0.21	25.0 / 0.98	36.0 × 0.58 / 1.42 × 2.28	83.0 / 3.26	43
BAHBE-8355	1.2 / 0.05	6.5 / 0.26	25.0 / 0.98	36.0 × 0.58 / 1.42 × 2.28	83.0 / 3.26	43
BAHBE-8360	1.2 / 0.05	8.0 / 0.31	25.0 / 0.98	36.0 × 0.58 / 1.42 × 2.28	83.0 / 3.26	50
BAHBE-8450	1.0 / 0.04	5.5 / 0.21	45.0 / 1.77	36.0 × 0.58 / 1.42 × 2.28	103.0 / 4.05	51
BAHBE-8455	1.2 / 0.05	6.5 / 0.26	45.0 / 1.77	36.0 × 0.58 / 1.42 × 2.28	103.0 / 4.05	25

► Slotted Tip with Hexagon collar for added torque



BAHBE-8160	1.2 / 0.05	8.0 / 0.31	247.0 / 9.72	125.0 / 4.92 36.0 × 122.0 / 1.42 × 4.80	11.0 / 0.43	142
BAHBE-8260	1.2 / 0.05	8.0 / 0.31	297.0 / 11.69	175.0 / 6.88 36.0 × 122.0 / 1.42 × 4.80	11.0 / 0.43	165
BAHBE-8865	1.6 / 0.06	8.0 / 0.31	336.0 / 13.25	175.0 / 6.88 36.0 × 161.0 / 1.42 × 6.33	13.0 / 0.51	176
BAHBE-8870	1.6 / 0.06	10.0 / 0.39	336.0 / 13.25	175.0 / 6.88 36.0 × 161.0 / 1.42 × 6.33	13.0 / 0.51	200
BAHBE-8880	2.0 / 0.08	12.0 / 0.47	361.0 / 14.20	200.0 / 7.86 36.0 × 161.0 / 1.42 × 6.33	13.0 / 0.51	272
BAHBE-8890	2.5 / 0.09	14.0 / 0.55	361.0 / 14.20	200.0 / 7.86 36.0 × 161.0 / 1.42 × 6.33	16.0 / 0.63	276

## HEXAGON SOCKET SCREWDRIVERS






- Screwdriver developed in accordance with the Scientific ERGO™ 11 Step Process
- Phosphate plated tip for precise accuracy
- Three-component handle for maximum user comfort, soft material with ridged undermolded material provides superior grip and greater force transmission
- Maximum comfort with minimum effort thanks to our ergonomic design
- Color-coded handle with symbol on the domed end is an easy-to-choose feature for selecting the right tip
- Flat surface on the screwdriver handle limits rolling
- Integrated handle hole allows for hanging on a peg board, securing a lanyard or inserting another screwdriver blade for added leverage
- High-performance hardened alloy steel blade with chrome plating, entirely hardened for protection against corrosion and long tool life
- Standards: ISO 2380 and DIN 5264

ergo®



► Screwdriver for hexagonal screws, ball ended BE-8710 with Hexagon bolstered blade, two-handed grip ◀



Part No.	 mm / in	 mm / in mm / in	 mm / in		 g
BAHBE-8702	110.0 / 4.33	16.0 × 102.0 / 0.63 × 4.02	212.0 / 8.35	2	22
BAHBE-8725	110.0 / 4.33	17.0 × 102.0 / 0.67 × 4.02	212.0 / 8.35	2.5	22
BAHBE-8703	110.0 / 4.33	16.0 × 102.0 / 0.63 × 4.02	212.0 / 8.35	3	25
BAHBE-8704	110.0 / 4.33	20.0 × 122.0 / 0.79 × 4.80	232.0 / 9.13	4	41
BAHBE-8705	110.0 / 4.33	27.0 × 122.0 / 1.06 × 4.80	232.0 / 9.13	5	65
BAHBE-8706	140.0 / 5.51	27.0 × 122.0 / 10.6 × 4.80	262.0 / 10.31	6	97
BAHBE-8708	150.0 / 5.90	36.0 × 122.0 / 1.42 × 4.80	272.0 / 10.71	8	178
BAHBE-8710	150.0 / 5.90	36.0 × 161.0 / 1.42 × 6.34	311.0 / 12.24	10	250



## PHILLIPS






- Screwdriver developed in accordance with the Scientific ERGO™ 11 Step Process
- Phosphate plated tip for precise accuracy
- Three-component tip for maximum user comfort, soft material with ridged undermolded material provides superior grip and greater force transmission
- Maximum comfort with minimum effort thanks to our ergonomic design
- Color-coded handle with symbol on the domed end is an easy-to-choose feature for selecting the right tip
- Flat surface on the screwdriver handle limits rolling
- Integrated handle hole allows for hanging on a peg board, securing a lanyard or inserting another screwdriver blade for added leverage
- High-performance hardened alloy steel blade with chrome plating, entirely hardened for protection against corrosion and long tool life
- Standards: ISO 8764 and DIN 5260

ergo®



Screwdriver for  
Phillips screws








Part No.	 mm / in	 mm / in mm / in	 mm / in		 g
BAHBE-8600	60.0 / 2.36	16.0 × 102.0 / 0.63 × 4.02	162.0 / 6.38	0	19
BAHBE-8610	75.0 / 2.95	20.0 × 122.0 / 0.79 × 4.80	197.0 / 7.75	1	46
BAHBE-8610L	200.0 / 7.87	20.0 × 122.0 / 0.79 × 4.80	322.0 / 12.67	1	75
BAHB8620	100.0 / 3.94	27.0 × 122.0 / 1.06 × 4.80	222.0 / 8.74	2	72
BAHBE-8620L	200.0 / 7.87	27.0 × 122.0 / 1.06 × 4.80	322.0 / 12.67	2	85

ergo®



Phillips tip with hexagon  
collar for added torque








Part No.	 mm / in	 mm / in mm / in	 mm / in		 g
BAHBE-8630	150.0 / 5.90	36.0 × 122.0 / 1.42 × 4.80	272.0 / 10.71	11.0 / 0.43	3
BAHBE-8640	200.0 / 7.87	36.0 × 161.0 / 1.42 × 6.34	361.0 / 14.21	16.0 / 0.63	4

ergo®



Phillips tip with stubby  
handle design for working  
in confined spaces



Part No.	 mm / in	 mm / in mm / in	 mm / in		 g
BAHBE-8601	25.0 / 0.98	36.0 × 58.0 / 1.42 × 2.28	83.0 / 3.26	1	40
BAHBE-8602	25.0 / 0.98	36.0 × 58.0 / 1.42 × 2.28	83.0 / 3.26	2	45



## POZIDRIV






- Screwdriver developed in accordance with the Scientific ERGO™ 11 Step Process
- Phosphate plated tip for precise accuracy
- Three-component handle for maximum user comfort, soft material with ridged undermolded material provides superior grip and greater force transmission
- Maximum comfort with minimum effort thanks to our ergonomic design
- Color-coded handle with symbol on the domed end is an easy-to-choose feature for selecting the right tip
- Flat surface on the screwdriver handle limits rolling
- Integrated handle hole allows for hanging on a peg board, securing a lanyard or inserting another screwdriver blade for added leverage
- High-performance hardened alloy steel blade with chrome plating, entirely hardened for protection against corrosion and long tool life
- Standards: ISO 8764 and DIN 5260

ergo®



► Screwdriver for Pozidriv screws ◀









Part No.	 mm / in	 mm / in mm / in	 mm / in		 g
BAHBE-8800S	60.0 / 2.36	16.0 × 102.0 / 0.63 × 4.02	162.0 / 6.34	0	19
BAHBE-8810	75.0 / 2.95	20.0 × 122.0 / 0.79 × 4.80	197.0 / 7.76	1	40
BAHBE-8810L	200.0 / 7.86	20.0 × 122.0 / 0.79 × 4.80	322.0 / 12.67	1	75
BAHBE-8820	100.0 / 3.94	27.0 × 122.0 / 1.06 × 4.80	222.0 / 8.74	2	72
BAHBE-8820L	200.0 / 7.87	27.0 × 122.0 / 1.06 × 4.80	322.0 / 12.67	6	85

ergo®



► Pozidriv tip with hexagon bolster for added torque ◀








Part No.	 mm / in	 mm / in mm / in	 mm / in			 g
BAHBE-8830	150.0 / 5.90	36.0 × 122.0 / 1.41 × 4.80	272.0 / 10.71	11.0 / 0.43	3	136

ergo®



► Screwdriver for Pozidriv screws Stubby type for working in confined spaces ◀



Part No.	 mm / in	 mm / in mm / in	 mm / in		 g
BAHBE-8801	25.0 / 0.98	36.0 × 58.0 / 1.42 × 2.28	83.0 / 3.26	1	40
BAHBE-8802	25.0 / 0.98	36.0 × 58.0 / 1.42 × 2.28	83.0 / 3.26	2	45

## TORX®







- Screwdriver developed in accordance with the Scientific ERGO™ 11 Step Process
- Phosphate plated tip for precise accuracy
- Three-component handle for maximum user comfort, soft material with ridged undermolded material provides superior grip and greater force transmission
- Maximum comfort with minimum effort thanks to our ergonomic design
- Color-coded handle with symbol on the domed end is an easy-to-choose feature for selecting the right tip
- Flat surface on the screwdriver handle limits rolling
- Integrated handle hole allows for hanging on a peg board, securing a lanyard or inserting another screwdriver blade for added leverage
- High-performance hardened alloy steel blade with chrome plating, entirely hardened for protection against corrosion and long tool life
- Standards: ISO 8764 and DIN 5260

ergo®



☀ Screwdriver for Torx® screws  
BE-8940 and BE-8945 with  
two-handed grip ☀



Part No.	 mm / in	 mm / in mm / in	 mm / in			 g
BAHBE-8906	50.0 / 1.97	16.0 × 102.0 / 0.63 × 4.02	152.0 / 5.98	1.70 / 0.07	T6	15
BAHBE-8907	55.0 / 2.16	16.0 × 102.0 / 0.63 × 4.02	157.0 / 6.18	1.99 / 0.08	T7	22
BAHBE-8908	60.0 / 2.36	16.0 × 102.0 / 0.63 × 4.02	162.0 / 6.38	2.31 / 0.09	T8	23
BAHBE-8909	60.0 / 2.36	20.0 × 122.0 / 0.79 × 4.80	182.0 / 7.16	2.50 / 0.10	T9	41
BAHBE-8910	65.0 / 2.56	20.0 × 122.0 / 0.79 × 4.80	187.0 / 7.36	2.74 / 0.11	T10	34
BAHBE-8915	70.0 / 2.75	20.0 × 122.0 / 0.79 × 4.80	192.0 / 7.56	3.27 / 0.13	T15	35
BAHBE-8920	80.0 / 3.15	27.0 × 122.0 / 1.06 × 4.80	202.0 / 7.95	3.86 / 0.15	T20	60
BAHBE-8925	80.0 / 3.15	27.0 × 122.0 / 1.06 × 4.80	202.0 / 7.95	4.43 / 0.17	T25	55
BAHBE-8927	100.0 / 3.94	36.0 × 122.0 / 1.42 × 4.80	222.0 / 8.74	4.99 / 0.20	T27	96
BAHBE-8930	100.0 / 3.94	36.0 × 122.0 / 1.42 × 4.80	222.0 / 8.74	5.52 / 0.22	T30	96
BAHBE-8940	130.0 / 5.12	36.0 × 161.0 / 1.42 × 6.34	291.0 / 11.46	6.65 / 0.26	T40	163
BAHBE-8945	130.0 / 5.12	36.0 × 161.0 / 1.41 × 6.34	291.0 / 11.46	7.82 / 0.31	T45	163





## SETS

- Screwdriver developed in accordance with the Scientific ERGO™ 11 Step Process
- Phosphate plated tip for precise accuracy
- Three-component handle for maximum user comfort, soft material with ridged undermolded material provides superior grip and greater force transmission
- Maximum comfort with minimum effort thanks to our ergonomic design
- Color-coded handle with symbol on the domed end is an easy-to-choose feature for selecting the right tip
- Flat surface on the screwdriver handle limits rolling
- Integrated handle hole allows for hanging on a peg board, securing a lanyard or inserting another screwdriver blade for added leverage
- High-performance hardened alloy steel blade with chrome plating, entirely hardened for protection against corrosion and long tool life
- Standards: ISO 8764 and DIN 5260

ergo®



Part No.	X	50x275x308	g
BAHBE-9875	13	50x275x308	975



### SET CONTENT

#### BAHBE-9875

BAHBE-8040 0,8x4x100 mm	⊖	
BAHBE-8150, BAHBE-8155 1x5,5x100 mm, 1,2x6,5x125 mm	⊖	
BAHBE-8621 PH2x100 mm	⊕	
BAHBE-8811, BAHBE-8821 PZ1x20x75 mm, PZ2x27x100 mm	⊕	
BAHBE-8910, BAHBE-8915, BAHBE-8920 T10x75 mm, T15x100 mm, T20x100 mm	⊛	
BAHBE-8010S, BAHBE-8230S 0,4x2x5x75 mm, 0,6x3,5x100 mm	⊖	

ergo®



Part No.			
BAHBE-9881	6	38x220x365	450

SET CONTENT

BAHBE-9881

BAHBE-8020, BAHBE-8040  
0,5x3x60, 0,8x4x100



BAHBE-8150, BAHBE-8155  
1,0x5,5x100, 1,2x6,5x125



BAHBE-8610, BAHB8620  
PH1x75, PH2x100



ergo®



Part No.			
BAHBE-9885	5	38x175x365	355

SET CONTENT

BAHBE-9885

BAHBE-8910, BAHBE-8915, BAHBE-8920,  
BAHBE-8925, BAHBE-8930  
T10, T15, T20, T25, T30



ergo®



Part No.			
BAHBE-9886	6	38x220x365	430

SET CONTENT

BAHBE-9886

BAHBE-8030  
0,6x3,5x75 mm



BAHBE-8150  
1x5,5x100 mm



BAHBE-8610, BAHB8620  
PH1x75, PH2x100



BAHBE-8810, BAHBE-8820  
PZ1x75, PZ2x100





## Warranty

Lindström brand tools carry a full guarantee covering defects in manufacturing material and workmanship.

Lindström does not offer, suggest nor imply a lifetime warranty applies to any tool, product or service.

Tools subjected to misapplication, abnormal use, abuse, alteration, or continued use after the tool is significantly worn, are not covered by this warranty. The Lindström facility conducts all tool evaluations for warranty claims.

Returns for warranty evaluation for North American Customers only should be sent to the Warranty Department:

**Warranty Address:**

Snap-on Industrial Distribution Center  
Attn: Lindström Warranty Department  
6969 Jamesson Road  
Midland, GA 31820

E-mail: [industrialbrands@snapon.com](mailto:industrialbrands@snapon.com)

Questions involving the performance of your Lindström tools should be directed to our customer service office listed above.

## Services

Only factory-authorized service can offer resharpening and reconditioning that keeps the Lindström warranty intact. Our service center in Midland, GA offers a full range of reconditioning, calibration and tool sharpening for all Lindström brand products and other brands.

Services offered include:

- Cutter reconditioning: Sharpening cutting edges, installing new grips & springs, adjusting the joint
- Sharpening only: Cutters, scissors, cutting tweezers
- Pliers reconditioning: Jaw resurfacing, installing new grips and springs and adjusting the joint
- Recalibration: Repair, recalibration, and recertification for torque screwdrivers
- Tweezers reconditioning: Tip straightening and realignmen

Call 800 446 7404 or E-mail us at [service.usa@Lindstromtools.com](mailto:service.usa@Lindstromtools.com) for pricing and lead-time.

Part Number	Page	Part Number	Page	Part Number	Page	Part Number	Page	Part Number	Page
RX-8130	20	RX-8143	22	RX8156	24	RX8147PS	29	RX8237A	43
RX-8131	20	RX-8144	22	RX8157	24	RX8150PS	29	RX7390	46
RX-8132	20	RX-8145	22	RX-8158	24	RX8160BPS	29	RX7392	46
RX-8140	20	RX8153	22	RX-8166	24	RX8161PS	29	RX-7490	46
RX-8141	20	RX8154	22	RX8167	24	8140PS	29	7490	46
RX8142	20	RX8155	22	RX-8168	24	8141PS	29	C07490	46
RX-8150	20	RX-8163	22	RX8137MX	24	8142PS	29	HS7490	46
RX-8151	20	RX-8164	22	RX8138MX	24	8147PS	29	RX-7590	47
RX-8152	20	RX8165	22	8136	25	8150PS	29	7590	47
RX-8160	20	8133	23	8137	25	8160PS	29	C07590	47
RX-8161	20	8134	23	8138	25	8160BPS	29	HS-7590	47
RX8162	20	8135	23	8146	25	8161PS	29	RX7890	48
8130	21	8143	23	BAH8147	25	P6160	30	RX-7891	48
8131	21	8144	23	8148	25	TRX-8180	31	7890	48
8132	21	8145	23	BAH8156	25	HS6000	32	7891	48
8140	21	8153	23	BAH8157	25	HS6001	32	C07890	48
8141	21	8154	23	BAH8158	25	7290	34	C07891	48
8142	21	8155	23	8166L	25	7291	34	HS-7890	48
8150	21	8163	23	BAH8167	25	HS-7290	34	HS-7891	48
8151	21	8164	23	BAH8168	25	HS7291	34	7892RX	49
8152	21	8165	23	C08148	25	7292	35	7892	49
8160	21	C08144	23	HS-8136	25	7292G	35	C07892	49
8161	21	C08154	23	HS-8137	25	HS7292	35	HS-7892	49
8162	21	C08163	23	HS-8138	25	7293	36	RX-7893	50
C08131	21	C08165	23	HS8146	25	HS7293	36	7893	50
C08140	21	7190	23	HS8147	25	RX8211	37	7893K	50
C08141	21	7191	23	HS-8148	25	8211	37	HS-7893	50
C08142	21	C07190	23	HS-8156	25	HS8211	37	RX-7894	51
C08150	21	C07191	23	HS8157	25	RX8247	38	7894	51
C08151	21	HS-8133	23	HS-8158	25	8247	38	HS-7894	51
C08160	21	HS-8134	23	HS-8166	25	C08247	38	7992	55
C08161	21	HS-8135	23	HS-8167	25	HS-8247	38	RX501	55
HS-8130	21	HS-8143	23	HS-8168	25	RX-8248	39	801C	55
HS-8131	21	HS-8144	23	8150J	26	8248	39	111A	56
HS-8132	21	HS-8145	23	8160J	26	8249	39	RX112A	56
HS-8140	21	HS8153	23	8150SK	26	C08248	39	121A	56
HS-8141	21	HS8154	23	7154TC	28	8248Q	39	HS122M.030	57
HS-8142	21	HS-8155	23	8154PSP	28	HS-8248	39	202A	57
HS-8150	21	HS-8163	23	RX8140M2	28	7280	40	204B	57
HS8151	21	HS8164	23	RX8150M2	28	HS-7280	40	212A	58
HS8152	21	HS8165	23	RX8160M2	28	7285	40	331A	58
HS-8160	21	RX-8136	24	8140M2	28	HS-7285	40	341A	58
HS-8161	21	RX8137	24	8150M2	28	RX-8149	42	304D	59
HS-8162	21	RX8138	24	8160M2	28	8149	42	601A	59
RX-8133	22	RX-8146	25	RX8140PS	29	HS-8149	42	614A	59
RX-8134	22	RX-8147	24	RX8141PS	29	RX8233A	43	7292MI	60
RX8135	22	RX-8148	24	RX8142PS	29	RX8234A	43	RX 601-16	60



Part Number	Page	Part Number	Page	Part Number	Page	Part Number	Page	Part Number	Page
RX8000	62	51S245R-NCDN	74	00ACF	86	SM116-SA-ET	100	BAHBE-8702	117
SP8000	62	5UUF5-NC	74	2A-ACF	87	00-SA-SL	100	BAHBE-8725	117
SP8160	62	5UUF5-NC-DN	74	2AB-ACF	87	2-SA-SL	101	BAHBE-8703	117
813	62	M51S245.NC	75	3ACF	87	2A-SA-SL	101	BAHBE-8704	117
814	62	M51S245-NCDN	75	5ACF	87	3C-SA-SL	101	BAHBE-8705	117
00-SA	66	2AX-SA	75	7-ACF	88	3-SA-SL	101	BAHBE-8706	117
00B-SA	66	5AX-SA	75	246ACF	88	4-SA-SL	102	BAHBE-8708	117
00D-SA	66	7X-SA	76	249-ACF	88	5-SA-SL	102	BAHBE-8710	117
1-SA	66	31-SA	76	259-ACF	88	5A-SA-SL	102	BAHBE-8600	118
2-SA	67	119-SA	77	242 ASV	89	7-SA-SL	102	BAHBE-8610	118
2A-SA	67	120-SA	77	259 ASV	89	7A-SA-SL	103	BAHBE-8610L	118
2A-S	67	120A-SA	77	705CF	90	AC-SA-SL	103	BAHB8620	118
2AB-SA	67	121-SA	77	707CF	90	SS-SA-SL	103	BAHBE-8620L	118
2AB-TA	67	122-SA	78	710CF	90	MAL500-1D	106	BAHBE-8630	118
3-SA	67	128-SA	78	2AMZ-SA	91	MAL500-2D	106	BAHBE-8640	118
3-NC	67	231-SA	78	A2AMZ	91	MAL500-3D	106	BAHBE-8601	118
3C-SA	68	648-SA	78	73MZ-SA	91	PS501-1D	107	BAHBE-8602	118
3C-NC	68	649-SA	79	A73MZ	91	PS501-2D	107	BAHBE-8800S	119
3C-TA	68	7312-SA	79	2WFCPR-SA	92	PS501-3D	107	BAHBE-8810	119
4-NC	68	7314-SA	79	4WL-SA	92	PS501-4D	107	BAHBE-8810L	119
BAH4A-SA	68	AA-SA	79	A2WFCP	92	BAHBE-8010	116	BAHBE-8820	119
5-SA	68	GG-SA	80	A4WFCP	92	BAHBE-8020	116	BAHBE-8820L	119
BAH5-NC	68	MM-SA	80	34A-SA	93	BAHBE-8020L	116	BAHBE-8830S	119
5-TA	68	RR-SA	80	571-SA	93	BAHBE-8030	116	BAHBE-8801	119
BAH5A-SA	69	29-SA	80	578-SA	94	BAHBE-8040	116	BAHBE-8802	119
5C-SA	69	30-SA	81	582-SA	94	BAHBE-8150	116	BAHBE-8906	120
6-SA	69	00CF-SA	81	61A-SA	94	BAHBE-8155	116	BAHBE-8907	120
7-SA	69	2ACF-SA	82	SM103-SA	94	BAHBE-8210	116	BAHBE-8908	120
7-NC	69	5CF-SA	82	SM104-SA	95	BAHBE-8220	116	BAHBE-8909	120
7-TA	69	5XCF-SA	82	SM105-SA	95	BAHBE-8230	116	BAHBE-8910	120
BAH7A-SA	70	248CF-SA	82	SM107-SA	95	BAHBE-8240	116	BAHBE-8915	120
10G-SA	70	249CF-SA	83	SM108-SA	95	BAHBE-8250	116	BAHBE-8920	120
15AGW	70	251-SA	83	SM109-SA	96	BAHBE-8250L	116	BAHBE-8925	120
15AGWHM-SA	70	253-SA	83	SM111-SA	96	BAHBE-8255	116	BAHBE-8927	120
15AP	71	259CF-SA	83	SM115-SA	96	BAHBE-8330	116	BAHBE-8930	120
27-SA	71	269CF-SA	84	00-SA-ET	97	BAHBE-8340	116	BAHBE-8940	120
51S-SA	71	00CFR-SA	84	2A-SA-ET	97	BAHBE-8350	116	BAHBE-8945	120
65A-SA	71	2ACFR-SA	84	2AB-SA-ET	97	BAHBE-8355	116	BAHBE-9875	122
F-SA	72	2ABCFR-SA	84	3-SA-ET	97	BAHBE-8360	116	BAHBE-9881	123
M2-SA	72	3CFR-SA	85	3C-SA-ET	98	BAHBE-8450	116	BAHBE-9885	123
M5-SA	72	5CFR-SA	85	4-SA-ET	98	BAHBE-8455	116	BAHBE-9886	123
SS-SA	72	7CFR-SA	85	5-SA-ET	98	BAHBE-8160	116		
51S245L-NC	73	242SVR-SA	85	7-SA-ET	98	BAHBE-8260	116		
51S245L-NCDN	73	246CFR-SA	86	7A-SA-ET	99	BAHBE-8865	116		
51S245-NC	73	249CFR-SA	86	AA-SA-ET	99	BAHBE-8870	116		
51S245-NC-DN	73	259CFR-SA	86	14AC-ET	99	BAHBE-8880	116		
51S245R-NC	74	259SVR-SA	86	15A-ET	99	BAHBE-8890	116		

 **LINDSTRÖM**®



[www.lindstromtools.com](http://www.lindstromtools.com)