



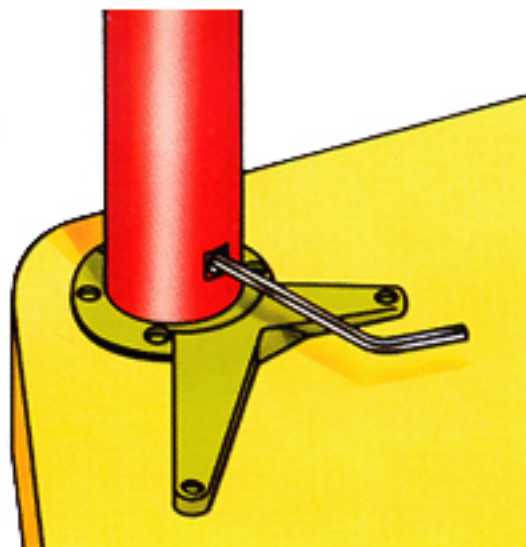
# Table legs

- 1- Place the mounting base where you want the leg.
- 2- Screw each screw to solidify the plate.



- 3- Insert the leg in the mounting base and align the holes.

- 4- Tight the screw inside the mounting base using a hexagonal (Allen) key for solidified the leg.



**Touchboards**

205 Westwood Ave, Long Branch, NJ 07740  
Phone: 866-94 BOARDS (26273) / (732)-222-1511  
Fax: (732)-222-7088 | E-mail: sales@touchboards.com