

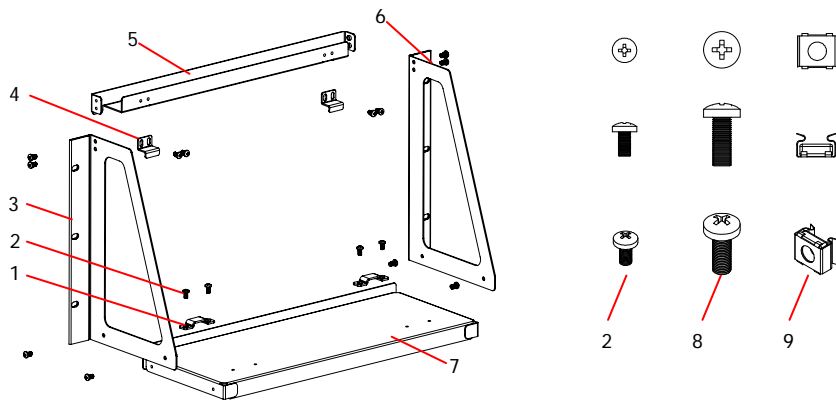
RIGOL

RM6041 Rack Mount Kit

This rack mount kit is designed to mount **RIGOL** RSA5000/RSA3000 series real-time spectrum analyzer or MSO7000/DS7000/MSO8000 series digital oscilloscope into a standard 19-inch cabinet that conforms to the Electronic Industries Association (EIA) standard.

Kit Part Checklist

No.	Name	Qty.	Description
1	Rear Bracket	2	---
2	M4 Screw	16	M4 × 6 Phillips Pan Head Screw
3	Left Plate	1	---
4	Retaining Bracket	2	---
5	Top Plate	1	---
6	Right Plate	1	---
7	Bottom Plate	1	---
8	M6 Screw	6	M6 × 16 Phillips Pan Head Screw
9	M6 Nut	6	M6 Square Lock Cage Nut



Installation Tool

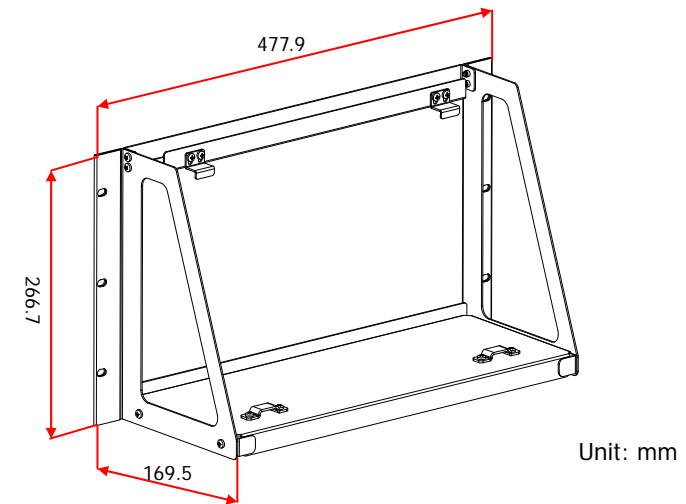
The PH2 Phillips screwdriver is recommended.

Space Requirements

To mount the instrument into the cabinet correctly, please ensure that the following requirements are met.

- The cabinet must be a standard 19-inch one.
- The available height of the cabinet should be at least 6U (266.7 mm).
- The depth of the cabinet should be at least 200 mm.

The dimensions of the rack-mounted instrument are as shown below.



Installation Procedures

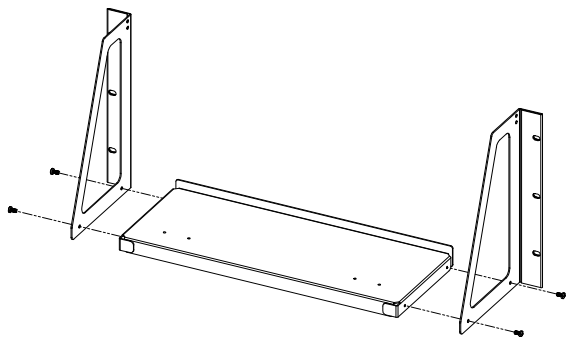


CAUTION

Only authorized operators are allowed to perform the installation. Improper installation might cause damage to the instrument or an installation failure.

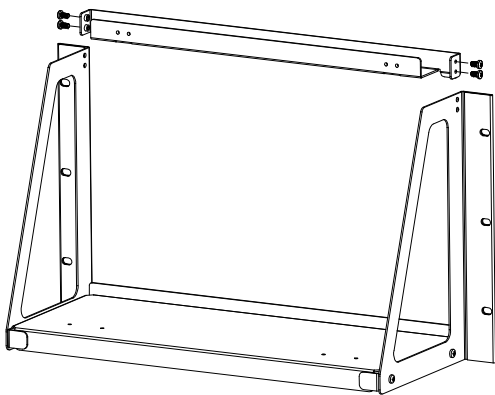
1. Mount the left and right plates

Fasten the left and right plates to the bottom plate using four M4 screws.



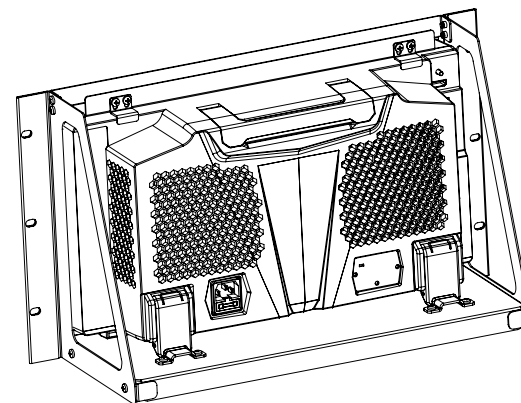
2. Mount the top plate

Fasten the top plate to the assembled rack using four M4 screws.



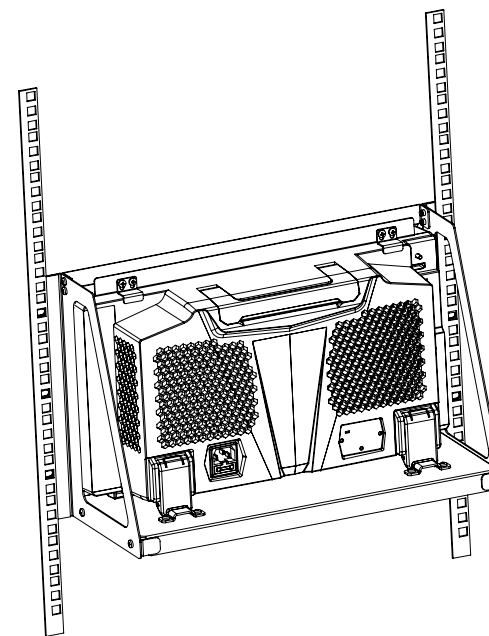
3. Place and fasten the instrument

Place the instrument into the confined position on the bottom plate. Fasten the instrument to the rack using two rear brackets, two retaining brackets and eight M4 screws.



4. Get encased in the cabinet

Mount the assembled instrument and rack into a standard 19-inch cabinet using six M6 screws and six M6 nuts.



-End-