



R&S®NGP800 POWER SUPPLY SERIES

Boost your efficiency with quad-core power

The perfect choice for



R & D	Manufacturing	Your benefit	Features
Automotive	General purpose		
		Power four DUTs simultaneously	<ul style="list-style-type: none"> ▶ Up to four independent, floating outputs ▶ All outputs galvanically isolated ▶ Space, cost and time efficient
		Maximum power at various operating points	<ul style="list-style-type: none"> ▶ FlexPower ▶ Up to 80 A when connected in parallel ▶ Up to 250 V when connected in series
		All you need at a glance	<ul style="list-style-type: none"> ▶ Large high resolution touchscreen ▶ Built-in measurements ▶ Detailed statistics

Boost your efficiency with quad-core power

The five models with 400 W or 800 W provide maximum power at a variety of operating points. The two or four 200 W outputs can each supply up to 64 V or up to 20 A. Electrically equivalent outputs can be wired in series or parallel for up to 250 V or 80 A.

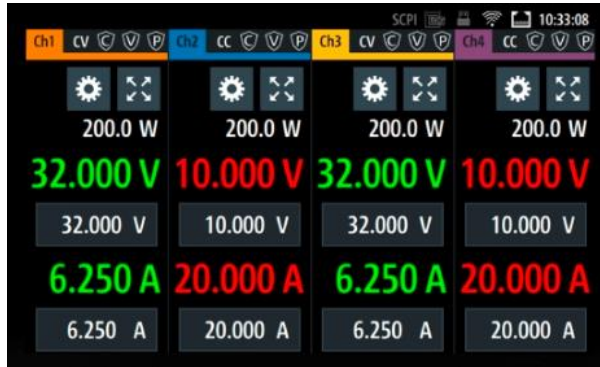
All R&S®NGP800 power supplies include remote sense terminals, a USB port and a LAN interface. A user-installable GPIB interface, a digital trigger I/O, an analog input and a wireless LAN interface are optional, making these instruments great on the bench or in an automated test system.

Key specifications		
Number of channels	R&S®NGP802, R&S®NGP822	2
	R&S®NGP804, R&S®NGP824, R&S®NGP814	4
Total output power	R&S®NGP802, R&S®NGP822	max. 400 W
	R&S®NGP804, R&S®NGP824, R&S®NGP814	max. 800 W
Programming/readback resolution (voltage)	All models	1 mV
Programming/readback resolution (current)	All models	0.5 mA
Voltage per channel	R&S®NGP802, R&S®NGP804, R&S®NGP814 (CH1, CH2)	0 V to 32 V
	R&S®NGP822, R&S®NGP824, R&S®NGP814 (CH3, CH4)	0 V to 64 V
Current per channel	R&S®NGP802, R&S®NGP804, R&S®NGP814 (CH1, CH2)	20 A
	R&S®NGP822, R&S®NGP824, R&S®NGP814 (CH3, CH4)	10 A
Output power per channel	All models	200 W



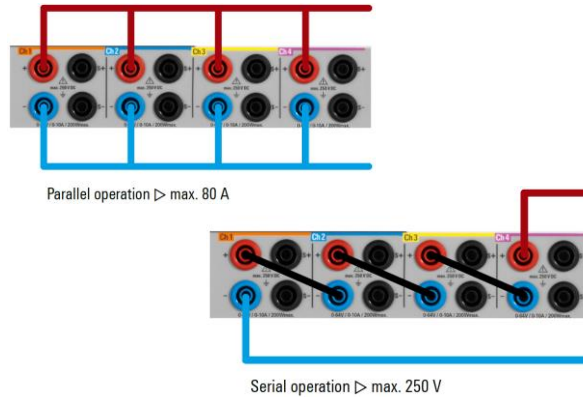
For price and more information:
www.rohde-schwarz.com/catalog/NGP800

Large high resolution touchscreen



The home screen gives a clear overview of all channels. Each channel can be selected for a more detailed view containing a wide variety of additional information such as statistics and icons indicating the status of set protection levels and special functions.

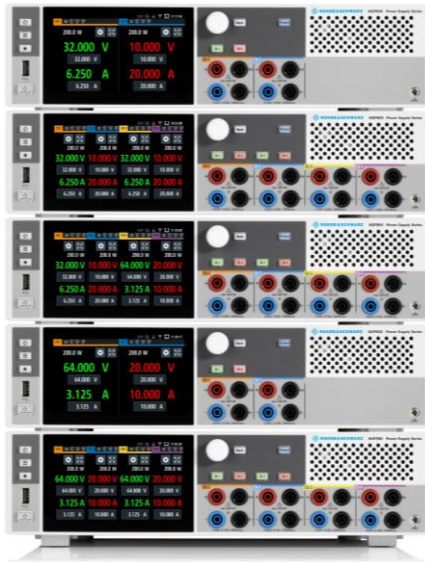
Parallel and serial operation



For applications requiring more voltage or current, the outputs can be connected in series or parallel to attain up to 250 V (R&S®NGP824) or 80 A (R&S®NGP804). When using the tracking function, the voltage and current are simultaneously adjusted on all selected channels.

Ordering information

Base unit	Item
Two-channel power supply, 400 W, 2 x 32 V / 20 A	R&S®NGP802
Four-channel power supply, 800 W, 4 x 32 V / 20 A	R&S®NGP804
Four-channel power supply, 800 W, 2 x 32 V / 20 A, 2 x 64 V / 10 A	R&S®NGP814
Two-channel power supply, 400 W, 2 x 64 V / 10 A	R&S®NGP822
Four-channel power supply, 800 W, 4 x 64 V / 10 A	R&S®NGP824
Hardware options	
IEEE-488 (GPIB) interface	R&S®NG-B105
Software options	
Wireless LAN remote control	R&S®NGP-K102
Digital trigger I/O	R&S®NGP-K103
Analog input	R&S®NGP-K107
System components	
19" rack adapter, 2 HU	R&S®ZZA-GE23



R&S®NGP802

2-ch power supply, 400 W
2 x 32 V / 20 A

R&S®NGP804

4-ch power supply, 800 W
4 x 32 V / 20 A

R&S®NGP814

4-ch power supply, 800 W
2 x 32 V / 20 A
2 x 64 V / 10 A

R&S®NGP822

2-ch power supply, 400 W
2 x 64 V / 10 A

R&S®NGP824

4-ch power supply, 800 W
4 x 64 V / 10 A

More functions



EasyRamp



Data logging



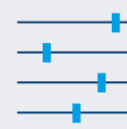
Output delay



Save/recall device settings



QuickArb



User adjustment



Remote sensing



Digital trigger I/O



Built-in measurements



Analog input