



# 290 SERIES

## HIPOT TESTERS

See how simple using our tester can be!



5 PROGRAMMABLE MEMORIES W/ 10 OPTIONAL

AUTOMATE WITH PLC CONTROL OR OPTIONAL USB INTERFACE

ADVANCED SECURITY SETTINGS

TAMPER-PROOF FRONT PANEL CONTROLS

REDUNDANT HARDWARE SAFETY INTERLOCK

PORTABLE, RUGGED DESIGN

The **290 Series** is our most popular line of Hipot testers. These testers are designed to simplify every aspect of safety testing for operators of all comfort levels. Our **290 Series** includes the most intuitive user interface in the industry and won't take up too much space on the production line. With multiple memories and an optional USB interface, you can quickly perform tests on a variety of DUT's from the front panel or with a PC. Choose from 5 different models to satisfy your testing requirements.



AC Hipot



DC Hipot



Insulation Resistance



Ground Continuity

Model	AC Hipot	DC Hipot	Insulation Resistance	Ground Continuity
294		•		•
295	•			•
296	•	•		•
297	•	•	•	•
298*	•	•	•	•

\*Available mid 2016

## RELEVANT APPLICATIONS


- APPLIANCE
- CABLES & COMPONENTS
- LIGHTING & LED TESTING
- MODULAR HOMES
- MOTORS & PUMPS
- POWER TOOLS

## SUPPLIED ACCESSORIES

- 102-069-904 Return Lead 6 ft. (1.8m)
- 102-055-913 High Voltage Lead 6 ft. (1.8m)
- 125-013-001 Input Power Cable USA
- 99-10040-01 Interlock Connector

## OPTIONS

Description	294	295	296	297	298
Rear Outputs	•	•	•	•	•
USB Port	•	•	•	•	•
10 Memory	•	•	•	•	•
Dual Palm Remote Capability	•	•	•	•	•
3mA Current Limit	•	•	•	•	
Pulse Mode		•			
Push to Test Mode		•			



## SERIES FEATURES



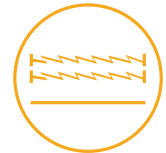
Test Setup Memories



Frequency Selection



Ramp



Dwell



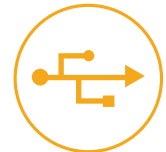
Low Current Sense



Safety Agency Listed



PLC Remote



USB (optional)



On the Go Portability



Intuitive User Interface

# 290 SERIES SPECIFICATIONS

INPUT (294, 295, 296, 297, 298)	
<b>Voltage</b>	100-120 VAC / 200-240 VAC ± 10% Auto Range
<b>Frequency</b>	50/60 Hz ± 5%
<b>Fuse</b>	3.15 A / 250 VAC Fast-Blow

DIELECTRIC WITHSTAND TEST MODE			
<b>Output Rating</b>	298	AC 0-5.00 kVAC, 99.99 mA	
	297	AC 0-5.00 kVAC, 12.00 mA DC 0-6.00 kVDC, 5.00 mA	
	296	AC 0-5.00 kVAC, 12.00 mA DC 0-6.00 kVDC, 5.00 mA	
	295	AC 0-5.00 kVAC, 12.00 mA	
	294	DC 0-6.00 kVDC, 5.00 mA	
<b>Voltage Setting</b>	298 297 296 295	0-5.00 kVAC Resolution: 0.01 kV Accuracy: ± (1.5% of setting + 5V)	
	297 296 294	0-6.00 kVDC Resolution: 0.01 kV Accuracy: ± (1.5% of setting + 5V)	
	<b>Output Frequency</b>	294	DC only
		295, 298	50/60 Hz Selectable
	296, 297	DC and 50/60 Hz Selectable	
	Accuracy	± 0.1%	
<b>AC Waveform</b>	Sine Wave, Crest Factor = 1.3 - 1.5		
<b>DC Output Ripple</b>	294 296 297	<5% ( 6 kVDC / 5mA at Resistive Load)	
<b>Dwell Timer</b>	0, 0.2 - 60 sec, (0=continuous), 0.1 sec/step		
<b>Ramp Timer</b>	0.2 - 180 sec, 0.1 sec/step		
<b>Leakage Failure Settings</b>	298	AC Hi-Limit: 0.10 - 99.99 mA Lo-Limit: 0 - 99.99 mA	
	Resolution: Accuracy:	0.01 mA ± (2% of reading + 0.06 mA)	
	297 296	AC Hi-Limit: 0.10 - 12.00 mA Lo-Limit: 0 - 12.00 mA DC Hi-Limit: 0.02 - 5.00 mA Lo-Limit: 0 - 5.00 mA	
	295	AC Hi-Limit: 0.10 - 12.00 mA Lo-Limit: 0 - 12.00 mA	
	294	DC Hi-Limit: 0.02 - 5.0 mA Lo-Limit: 0 - 5.00 mA	
Resolution: Accuracy:	0.01 mA ± (2% of reading + 0.02 mA)		
<b>Discharge Time</b>	< 50 msec for no load, < 100 msec for capacitive load		

INSULATION RESISTANCE TEST MODE (297 only)		
<b>Output Voltage</b>	Range:	0.1-1.00 kVDC
	Resolution:	0.01 kV
	Accuracy:	± (1.5% of setting + 3 V)
<b>Resistance Display</b>	Range:	1 - 1000 MΩ
	Resolution:	1 MΩ
	Accuracy:	100-499 V ± (7% of setting + 2 MΩ) 500-1000 V ± (3% of setting + 2 MΩ)
<b>Hi-Limit</b>	Range:	0, 1 - 1000 MΩ (0=off)
	Resolution:	1 MΩ
<b>Lo-Limit</b>	Range:	1 - 1000 MΩ
	Resolution:	1 MΩ
<b>Timer</b>	Range:	0.2 or 1.0 sec
	Delay:	0, 0.5 - 999.99 sec, (0=continuous)

GENERAL SPECIFICATIONS		
<b>Continuity Feature</b>	Range:	0.0 - 1.50 Ω
	Resolution:	0.01 Ω
	Accuracy:	± (2% of setting + 0.02 Ω)
<b>Memories</b>	5 (10 optional)	
<b>Remote I/O</b>	Input:	Test, Reset, Interlock
	Output:	-Pass, Fail, Test-in-Process <b>Hardware Interlock - a relay on the high voltage output opens when the Interlock signal is disabled.</b>
<b>3mA AC/DC Current Limit (optional)</b>	294	Range: 0.00 - 3.00 mA
	295	Resolution: 0.01 mA
	296	Accuracy: ± (2% of setting + 0.02mA)
	297	
<b>Meter Max (standard)</b>	Displays the maximum voltage value recorded during a breakdown.	
<b>Imax (optional)</b>	Displays the maximum leakage current value read during a test. Option 3 (USB port) must be installed to receive this measurement.	
<b>Security</b>	Option to turn On or Off, when On you can switch between two security levels:	
	<p>1. Run - Operator can only run a test. No ability to change memory locations or edit test parameters.</p> <p>2. Mem - Operator can run a test and change memory locations. No ability to edit test parameters.</p>	
<b>Safety Mark</b>	CE/CTUVus	
<b>Dimensions (W x H x D)</b>	294, 295 296, 297	8.5" x 3.5" x 11.9" (215 x 88.1 x 300 mm)
	298	16.93" x 5.20" x 11.84" (430 x 132 x 300 mm)
<b>Weight</b>	294, 295 296, 297	12 lbs (5.46 Kg)
	298	56 lbs (25.4 Kg)

Specifications subject to change without notice.