

4K-Wall

HDMI/DVI 2x2 Video Wall Controller and 4x4 Matrix Switch



The ideal video wall controller and video matrix hardware solution with On Screen Display and stunning 4K resolution, no software required.

FEATURES

- Complete hardware solution – no need for a PC
- Plug-and-play ready
- Four HDMI inputs and four HDMI outputs
- HDMI digital audio output
- Learns any EDID; built-in database
- Ethernet control-ready
- Multiple screen modes and picture flip functions
- Easy control and access
- HDCP and HDMI 1.4 compliant
- Supports IR and RS-232
- 4K2K/3840x2160 total resolution

APPLICATIONS

- Airports
- Malls
- Mass Video Conferencing
- Entertainment Venues
- Corporate Lobbies
- Restaurants
- Financial
- Medical



INNOVATIVE VIDEO WALL CONTROLLER AND MATRIX

To create a four-screen video wall with four HD video inputs, the 4K-Wall video wall controller and matrix provides a truly simple plug-and-play hardware solution with incredible 4K resolution. With four inputs and four outputs, users can arrange their content in numerous ways, providing unique functionality by combining the abilities of a video wall hardware controller and a matrix. The 4K-Wall is HDCP compliant.

Users can stretch one large image over four screens, send an input to each screen, send four images to each screen or create a customizable Picture-in-Picture display. You can even flip pictures for exciting new display configurations! The 4K-Wall showcases ultra-HD picture quality, as well as digital audio output over HDMI. Better still, there's no software required, as all content management options are effortlessly controlled via the 4K-Wall video wall controller unit itself. There's no need for drivers or updates, just connect the HD inputs and HD screens to the controller and it's ready to go.

A COMPLETE HD VIDEO WALL EXPERIENCE

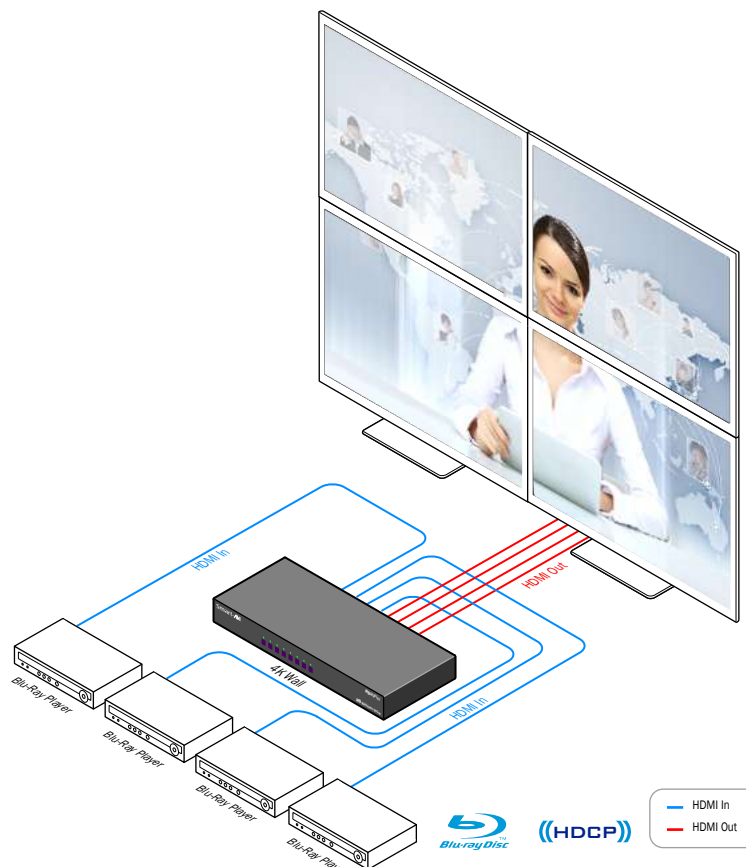
With four HDMI inputs, four HDMI outputs, and support for 4K resolution, the 4K-Wall delivers the ultra-high definition premium content that audiences expect with the added bonus of full digital audio. Furthermore, this video wall controller and matrix switch enables users to craft engaging messaging and attractive branding with ease. With numerous options for how each input is displayed, there's no limit to the unique and exciting content options with this user-friendly hardware solution.

Changing content inputs, re-directing what content shows on which screens, and re-orienting content layouts is as simple as the click of a button. Users don't have to learn any new programs or dedicate a computer to managing the 4K-Wall.


INTEGRATED WEB SERVER

The 4K-Wall features Integrated Web Server functionality, giving users the ability to configure the video wall from anywhere they can connect to the Internet. This user-friendly web app gives users all the video configurations found on the box, but through remote access. That means users can choose the method of configuring the 4K-Wall that best suits their needs at any given time.

APPLICATION DIAGRAM



AVAILABLE CONFIGURATIONS



VIDEO WALL MODE: Users can select any of the four HD inputs and project the image across four HD screens (2x2 configuration). With screen resolution of 1920x1080, users can create a stunning 4K resolution video wall display.



INDIVIDUAL MODE: Users can take advantage of full matrix functionality by routing any of the four HD inputs to any of the four HD screens, with supported resolution up to 1920x1080 on each screen



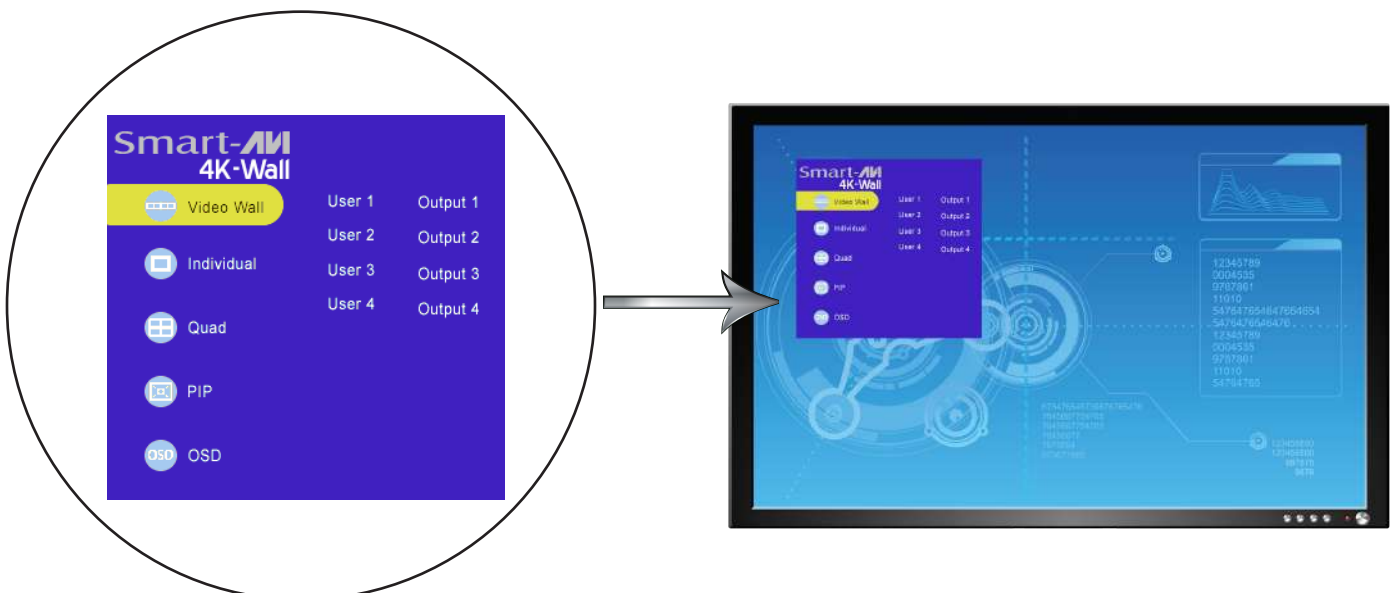
QUAD MODE: Users can divide each screen into four sections with all four inputs playing on each screen. Users can place each screen in different locations, further enhancing the 4K-Wall's matrix functionality.



PIP MODE: Users can create Picture-in-Picture (PiP) displays on each screen using all four inputs, with one large HD source and three accompanying PiP sources alongside.

ON SCREEN DISPLAY

All of the 4K-Wall's functions are controlled through On Screen Display (OSD). OSD gives users great flexibility and ease of use when looking to manage their video wall. By simply selecting from the SmartAVI menu, configuring the 4K-Wall on the fly is no hassle at all, with no additional screens or computers required to make changes. Users can also choose to operate the OSD through IR remote. RS-232 control is supported, as well.



SPECIFICATIONS



4K-Wall Front



4K-Wall Rear

VIDEO

Video Bandwidth	Single-link 340MHz [10.2Gbps]
Resolution HDTV	480i,480p,720i,720p,1080i,1080p
Single Link Range	1080p
Format	HDMI 1.4
DVI Compliance	Single-link DVI-D 2.0
HDCP Compliance	1.0/2.0
Video Bandwidth	Single-link 340MHz [10.2Gbps]
Input Interface	(4) HDMI
Output Interface	(4) HDMI
Connector	Type A [19-pin female]
Audio	
Format	HDMI Digital Audio
Frequency Response	20Hz ~ 20KHz

CONTROL

Front Panel	Tact Switches w/OSD
RS-232	DB9 (female)
Remote	IR RC5
Additional	Ethernet control ready
POWER	
Requirements	Internal 100-240 VAC
MECHANICAL	
Height	2.0 in.
Width	17 in.
Depth	10.75 in.
Weight	4.4 lbs.

ORDERING INFORMATION

Part No.	Description
SM-4KWL-S	4X4 Port HDMI, Real-Time Matrix with integrated video wall Includes: [SM-4KWL, (CCPWR06)]



Designed and Manufactured in the USA

www.smartavi.com

Tel: 800.AVI.2131 • 818.503.6200 • 11651
Vanowen St. North Hollywood, CA. 91605

Smart-AVI
SMART AUDIO VIDEO INNOVATION