

# SPECIFICATIONS




	LP51	LP51G	LT20	LT20G	LT52R	LT52G	LT56	LT58G
<b>Working Range</b>	100 ft (30 m)		100 ft (30 m)		100 ft (30 m) Lines 200 ft (60 m) Points		80 ft (25 m)	100 ft (30 m)
<b>Range with Receiver</b>	N/A				275 ft (85 m)			
<b>Accuracy</b>	± 3/16 in @ 50 ft (3 mm @ 10 m)				± 1/8 in @ 50 ft (2.5 mm @ 15 m)			
<b>Beam Color</b>	Red	Green	Red	Green	Red	Green	Red	Green
<b>Number of Points/ Intersections</b>	5	5	N/A	N/A	6	6	6	6
<b>Number of Planes (Lines)</b>	N/A	N/A	2	2	2	2	3	3
<b>Receiver</b>	N/A	N/A	N/A	N/A	HR220	N/A	HR220	N/A
<b>Out of Level Indication</b>	✓	✓	✓	✓	✓	✓	✓	✓
<b>Battery Type</b>	2 x AA	2 x AA	4 x AA	4 x AA	Lithium-Ion		Lithium-Ion	
<b>Battery Life</b>	20 hrs	10 hrs	8 - 20 hr		Points 25 - 40 hr Lines 8 - 17 hr		25 - 45 hr	11 - 25 hr
<b>Warranty</b>	3 Year Over the Counter Instant Exchange							

	HV101	HV302	HV302G
<b>Working Range</b>	200 ft (60 m) dia	330 ft (100 m) dia	500 ft (150 m) dia
<b>Range with Receiver</b>	1150 ft (350 m) dia (HR320)	2600 ft (800 m) dia (HL760)	2600 ft (800 m) dia (HL760U)
<b>Accuracy</b>	± 1/8 in @ 100 ft (± 3 mm @ 30 m)	± 1/16 in @ 100 ft (± 1.5 mm @ 30 m)	± 1/16 in @ 100 ft (± 1.5 mm @ 30 m)
<b>Self-leveling range</b>	± 5 degrees electronic servo self-leveling		
<b>Beam Color</b>	Red	Red	Green
<b>Number of Points</b>	1	1	1
<b>Number of Planes</b>	1	1	1
<b>Power source</b>	2x D-cell Alkaline batteries	4x D-cell NiMH standard, Alkaline backup	4x D-cell NiMH standard, Alkaline backup
<b>Battery life</b>	50 hr Alkaline	60 hr Alkaline, 45 hr Rechargeable	25 hr Alkaline, 30 hr Rechargeable
<b>Water res.</b>	Yes, IP54	Yes, IP66	Yes, IP66
<b>Warranty</b>	2 Year Over the Counter Instant Exchange	5 Years	3 Years

# INTERIOR LASER TOOLS

## THE MOST DURABLE LASER TOOLS IN THE INDUSTRY



**NORTH AMERICA**  
Trimble Inc.  
Precision Tools Business Area  
5475 Kellenburger Road  
Dayton, Ohio 45424 USA  
888-527-3771 (Toll Free in USA)  
+1-937-203-4419 Phone  
+1-937-245-5489 Fax

www.spectralasers.com

**EUROPE**  
Trimble Kaiserslautern GmbH  
Am Sportplatz 5  
67661 Kaiserslautern  
GERMANY  
+49-06301-71 14 14 Tel  
+49-06301-32213 Fax



Spectra Precision Authorized Dealer



Specifications subject to change without notice.

© 2020, Trimble Inc. All rights reserved. Trimble, the Globe & Triangle logo, and Spectra Precision are trademarks of Trimble Inc., registered in the United States Patent and Trademark Office and other countries. All other trademarks are the property of their respective owners.

Reorder PN 022507-506B (03/20)

# INTERIOR LASER OVERVIEW

Interior visible lasers are used for various positioning projects in the commercial and residential construction industry. The laser tools are used to reference level, plumb, square and various alignment tasks.

Lasers are intended to be used in lieu of string lines, plumb bobs, levels, optical instruments and other tools so the users hands are free to perform the work required.

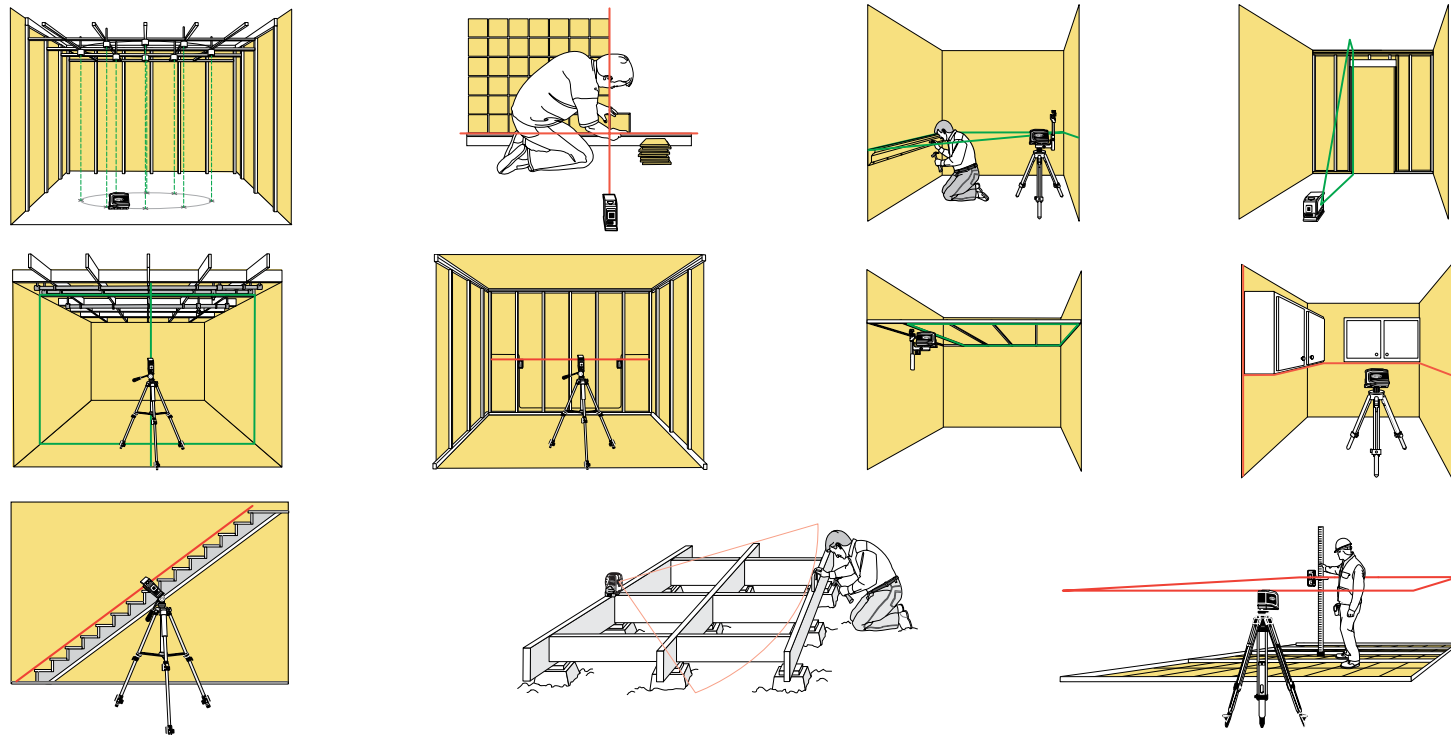
Laser types include pointers, line lasers, rotating lasers and combinations of these. Lasers are also available in green or red beams.

Green beams are up to four times brighter to the human eye and are ideal for brighter interior conditions. Red beam lasers offer a lower initial price and typically have longer battery life.

Professionals that benefit from laser productivity increases include ceiling installers, mechanical, electrical and plumbing trades, framers, drywall contractors, carpenters, shop fitters, deck builders, general contractors and anyone with positioning requirements.

## Applications

APPLICATION	LP50	LP51G	LT20	LT20G	LT52R	LT52G	LT56	LT58G	HV101	HV302	HV302G
Point Transfer, Plumb	✓	✓			✓	✓	✓	✓			
Square, 90° Angles	✓	✓			✓	✓	✓	✓	✓	✓	✓
Horizontal Leveling, Marking			✓	✓	✓	✓	✓	✓	✓	✓	✓
Vertical Alignment			✓	✓	✓	✓	✓	✓	✓	✓	✓
Angles other than 90°			✓	✓	✓	✓	✓	✓			
Bright Interior Conditions		✓		✓		✓		✓			✓
Outdoors with Receiver					✓	✓	✓	✓	✓	✓	✓



# KEY FEATURES

## On All Models



The warranty program from Spectra Precision provides comprehensive coverage and simplicity. Standard warranty covers manufacturing faults and drops or knock-overs within the specified heights. The over-the-counter exchange policy on Laser Tools can be transacted worldwide by any Spectra Precision dealer.



Each product is equipped with the necessary accessories to complete the versatile job requirements. Mounting the laser where you need it is critical to getting the job done. Mounting over floor track, on columns, on ceiling track or on tripods—the packages include what you need.



All products meet rigorous environmental protection standards and have a minimum rating of IP54. Lasers are protected against harmful dust or water ingress.



Spectra Precision products are designed to be used in the tough construction environment where performance in arduous conditions is expected. All Spectra Precision products are robust and designed to withstand a 1m (3ft) drop onto concrete and tripod tip-over up to 1.5m (5ft) resulting in reduced downtime and lower repair costs. The “Shockproof” icon saves you money.



Worldwide Support - Spectra Precision has a comprehensive worldwide approved service provider network with over 170 service centers. Experienced service technicians are available via phone, email and in person during normal business hours all around the world for technical advice, service or repairs.

## On Selected Models




Ultra-Green laser beams are up to 4X brighter to the eye than red laser beams. When high visibility is required due to bright ambient light conditions or longer distances, the green beams shine.



The HR1220 Line Receiver can be added to line lasers for short range exterior layout and elevation control.



Lithium-Ion batteries are rechargeable and provide huge savings on battery cost compared to alkaline models. They are also ecological friendly.



A compensator lock allows the laser to provide a continuous beam regardless of tilt. This allows aligning at elevations other than horizontal. Stairways, sloped ceilings are a few examples of use. Securing the compensator also protects the laser during storage and transport.

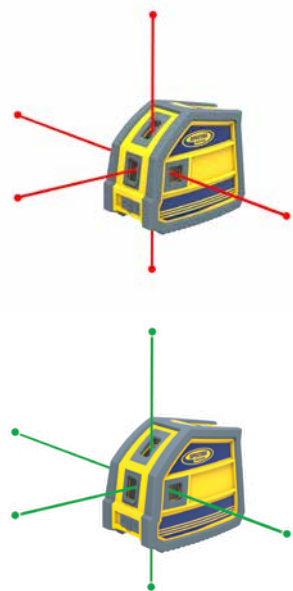


One Button operation provides quick, easy setup and intuitive operation. Valuable when multiple crew members use one tool.

## LP51 / LP51G Laser Pointer

Five-beam point lasers are ideal for one person leveling, squaring and plumb applications and ideal for point transfer floor to ceiling. General and interior contractors, electricians, plumbers and a variety of tradesmen will enhance productivity with these tools.

- Choose high visibility green beam or economical red beam
- Versatile – replaces a square, plumb bob, level, optical instruments in the toolbox
- Fast and accurate set-up – self-leveling and advanced dampening technology
- Brightest beam – patented technology, highly visual in all conditions
- Compact – easily fits in your tool belt so it's always at hand
- Tough and durable – able to withstand a 3-foot (1m) drop

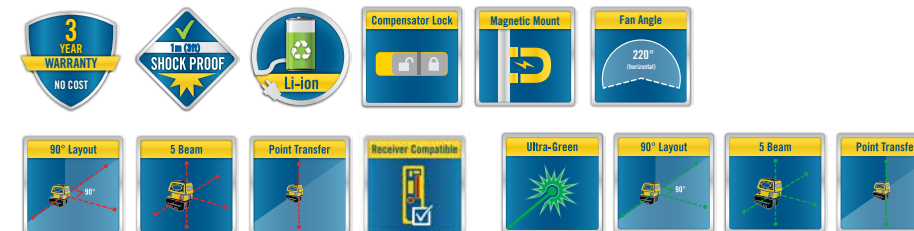

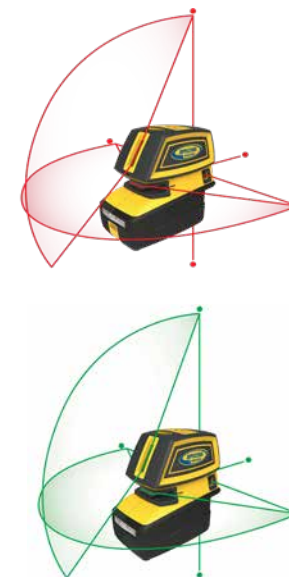


LP51 Package LP51G Package

## LT52R / LT52G Point & Crossline Lasers

The LT52 eliminates the need for a contractor to purchase two tools by combining a 5-beam laser pointer with a horizontal and vertical cross line laser into one product. The versatile, automatic self-leveling laser tool can be used in a wide variety of construction applications.

- Two tools in one – horizontal and vertical crosslines, plus a 5 beam laser pointer
- High visibility - points are bright, round and sharp
- Wide 220° bright horizontal line intersects points
- Down point clears floor track; no accessory required
- Productive for interior jobs, and exterior elevation and alignment applications with optional HR1220 receiver



LT52R Package LT52G Package

## LT20 / LT20G Crossline Laser Tool

Crossline Laser Tools project ultra-bright horizontal and vertical lines. The automatic self-leveling laser tool is used in a wide variety of interior applications including leveling, layout, vertical plumb and alignment.

- Bright beams for good visibility even in bright conditions
- Versatile mounting accessory – includes ceiling mount and magnetic mount
- Wide laser beam fan angle allows maximum coverage
- Horizontal only, vertical only or both together



LT20 Package LT20G Package

## LT56 / LT58G 3 x 360 Lasers

The LT56 & LT58G each provide three 360 degree planes of laser light. A horizontal plane and 2 vertical planes 90 degrees apart provide all the reference required for interior layout. The compact size, lightweight design and adjustable mount allow easy setup at ceiling height. The LT56 has red beam lasers and the LT58G has high visibility green beams.

- Bright crisp laser lines extend the working range and are easy to see
- Versatile mounting accessory - includes ceiling track, magnetic and tripod mounts with rotation and fine vertical adjustment
- The HR1220 Line Receiver is added to the LT56-2 and LT58G-2 packages for short range exterior layout and elevation control



LT56 Package LT58G package

## Rotating Laser Levels

Spectra Precision provides a complete line of rotating lasers.

### HV101

The entry-level visible red beam laser is automatically self-leveled in the horizontal and vertical planes.

Functions include scanning, speed control, slope settings, and alignment control. A remote control is included for fast one person setup.

- Split beam – Plumb Point transfer, 90° layout
- Complete kit available and fits in one case with tripod and grade rod
- Combination Interior/Exterior packages are available



### HV302

Indoors or outdoors, the automatic, self-leveling HV302 Horizontal/Vertical Laser is the most rugged laser available, tough enough to handle a wide variety of horizontal, vertical and plumb applications.

- Rotor vial for easy & accurate vertical set up
- Multiple scanning angles and rotation speeds
- “Fingerprint” function of the HL760 digital receiver only accepts the beam from the laser it is paired with



### HV302G

The HV302G Green Beam Horizontal/Vertical Laser offers superior green beam visibility for increased productivity.

A split beam enables plumb point transfer and 90° layout.

- High-visibility beam – easily visible even in brightly lit conditions
- Rotor vial for easy & accurate vertical set up
- Multiple scanning angles and rotation speeds



## QML800G QuickMark Layout

The QML800 QuickMark Layout system is composed of two bright green beam lasers that mark a highly visible “X” at the desired point location. The system communicates via Wi-Fi with an Android tablet controller. Architectural files are loaded directly onto the tablet and the floor plan can be viewed in the BuildView field software. Locating a point on the floor is as simple as tapping on the desired intersection or point on the drawing. The point is located on the floor with a laser X within a few seconds.

### Improves Productivity

- 10x faster and more accurate than tapes
- 2x faster and easier to use than total stations

### Increases Profit and Cash Flow

- Eliminates rework with 1/8 inch (3 mm) accuracy
- Complete the job on time
- Leverage unskilled labor – no surveyor training

The QML800 system is useful for drywall contractors, MEP contractors, general contractors, construction managers and architects.



## Laser Tool Accessories



TR10 Mini Tripod  
Adjustable head extends to 58" (1.48 m)



HR1220 Line Receiver, green and red beam reception, magnet and clamp included



M156 Rotation Trivet  
Provides fine adjustment for laser tool alignment



M401 Tilting Base  
For angles other than horizontal



M402 Batter Board Clamp  
Attaches to boards up to 2.2 in (55 mm), 5/8 x 11 thread



4852-16 Column Clamp  
Heavy-duty with adjustable height and rotation



A complete line of tripods and grade rods is available. Please download the full line catalog at [www.spectralasers.com](http://www.spectralasers.com)