

DG613 / DG813 Dialgrade® Pipe Lasers

Compact, Tough and Smart – Perfection in a Pipe



DG613 / DG813

DG613 / DG813 Pipe Lasers

Designed to fit around tighter inverts, the Spectra Precision DG813 and DG613 deliver the most productive pipe laying experience in the market. They are extremely rugged and thrive in demanding underground conditions. Benefitting from the latest technology developed by Spectra Precision, the beams move quickly and accurately for alignment and grade. The top of the range model, DG813, comes with a smart Spot Finder, which the laser can align to automatically and can also calculate the grade – great for checking previous work on a second day set-up.

Simple to use, with the new menu driven user interface, the DG813 and DG613 help you improve efficiency and provide unprecedented performance and reliability. Working in the trenches just got easier with the new range of pipe lasers from Spectra Precision.

Key Features

- Shorter length
- Grade range -12% to +40%
- Self-leveling over the entire grade range and full cross axis compensation
- Ultra-fast beam movement
- Operating range up to 150 m (500 ft) with radio / IR remote control
- Big and intuitive graphic display at the laser and remote control (similar to UL633)
- IP68 protection (dust and waterproof)
- Flexible power options (NiMH / Alkaline)
- Advanced functions squeezing working time: Line Set/Check (first day setup), Line Scan (second day setup) and Line Alert
- Automatic functions for beam alignment, beam detection, and grade calculation (DG813 only)

Laser

- Accuracy, Self-Leveling (level):^{1,3} ± 1.5 mm/30 m, (1/16 in @ 100 ft) 10 arc seconds
- Operating range:^{1,2} up to 150 m (500 feet)
- Laser type: red diode laser 600 - 680 nm
- Laser class: Class 3A/3R, <5mW OR Class 2
- Self-leveling range
 - Longitudinal: Over the entire grade range with automatic cross axis compensation (no rough leveling required);
- Grade range: -12% to +40%
- Spot Align search range (DG813): up to +45° (with SF803 tilted to the laser)
- Line Range: 20° ±1°
- Leveling indicators: LCD indications; beam and LED flash
- Power source: 10000mAh NiMH battery pack
- Battery life:¹ 40 hours NiMH; 50 hours alkaline
- Temperature compensation: Yes
- Length: 25 cm (9.8 in)
- Diameter: 13,5 cm (5.3 in)
- Operating temperature: -20°C to 50°C (-4°F to 122°F)
- Storage temperature: -20°C to 70°C (-4°F to 158°F)
- Tripod attachments: 5/8 x 11 horizontally
- Dust and Water proof: IP68
- Weight: 3,98 kg (6.61 lbs)
- Low voltage indication: LCD battery indicator
- Low voltage disconnection: unit shuts off

Remote Control RC803

- Radio operating range (Over the Top):^{1,3} up to 130 m (425 ft)
- IR operating range (front):^{1,4} up to 150 m (500 ft)
- Power source: 2 x 1.5V AA alkaline batteries
- Battery life:¹ 130 hours
- Dust and Water proof: IP66
- Weight (incl. batteries): 0.26 kg (0.57 lbs)

Spot Finder SF803

- Operating range:^{1,4} up to 150 m (500 ft)
- Power source: 4 x 1.5V AA alkaline batteries
- Battery life:¹ 30 hours
- Dust and Water proof: IP67
- Weight (incl. batteries and slider): 0.43 kg (0.95 lbs)

- (1) At 21° Celsius
- (2) Under optimal atmospheric circumstances
- (3) Along the axis
- (4) Depending on WIFI/WLAN ambient environment

Contact Information:

AMERICAS

Trimble - Spectra Precision Division
5475 Kellenburger Road
Dayton, Ohio 45424 • USA

Toll Free +1-888-272-2433
Fax +1-937-245-5489

www.spectralasers.com

Specifications and descriptions are subject to change without notice. To locate your nearest distributor, visit www.spectralasers.com. Please visit www.spectralasers.com for the latest product information.

EUROPE, MIDDLE EAST AND AFRICA


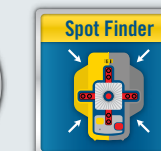
Trimble Kaiserslautern GmbH
Am Sportplatz 5
67661 Kaiserslautern • Germany


Phone +49-6301-711414
Fax +49-6301-32213

ASIA-PACIFIC

Spectra Precision Division
80 Marine Parade Road
#22-06, Parkway Parade
Singapore 449269 • Singapore

Phone +65-6348-2212





Self-Leveling

The DG813 and DG613 feature the largest automatic leveling range in the industry providing quick, easy setups, regardless of grade. Unlike traditional pipe lasers, they eliminate the need for rough leveling and minimize crew training. Simply set up the laser in the pipe, manhole or open cut without the need to swivel or rough level the unit.



Line Alert

This unique feature is ideal for working in high-vibration or wet conditions where the pipe lasers may be disturbed. The beam flashes to notify you that the setup line has been disturbed, eliminating the necessity of rework. Combined with the self-leveling warning, you'll always complete the DG613/DG813 job correctly, on time and on budget!



Line Set

The Line Set/Check capability of both pipe lasers allows you to raise the beam up to 100% outside of the trench for fast line setup or checking. Raising the laser beam out of the trench to an above-ground stake saves you time—instead of having to move the excavator off line during setup of the pipe laser, you can just get on with your job. In addition, the Line Set-Check feature is ideal for rechecking the line for pipe jacking after each push.



Spot Finder SF803

This advanced tool detects manual and automatic beams of the Dialgrade DG813 Pipe Laser. Spot Align, Spot Match and SpotLok are unique automatic features that make the DG813 the smartest pipe laser in the industry.



Target

Our patented Target Lens collects the beam and transfers the spot up to the pipe layer's angle of view, making it very easy to see the laser beam (inclusive in the standard package).



DG613 Dialgrade

Compact and Powerful



DG813 Dialgrade

Compact, Tough and Smart – Perfection in a Pipe



Key Features and Benefits

- New reduced length allows easy set-up even in tight inverts
- Self levelling range of -12% to +40% over the entire grade range
- Cross axis compensation provides a quicker more accurate set-up as the laser does not have to be level in the pipe – place it in the pipe it levels, you work.
- Bright visible beam that works up to 150m (500ft)
- RC803 remote works via radio 130m (430ft) or infra-red 150m (500ft) for both “over-the-top” set-up and in pipe/trench set-up.
- Large, bright, graphical user interface makes the screen easier to see and use when in or out of the pipe. Same graphical user interface can be seen on the remote – what you see on the laser you see on the remote.
- The Spectra Precision DG613 has advanced functions that make setting up and using it easier and more accurate:
 - Line-Set/Check – allows the user to align the laser to the manhole quickly and easily to set direction. The beam will go up to 100% allowing easy alignment even in short trenches
 - Line Scan – provides a quick alignment to the center of the target for the second day setup
 - Line Alert- notifies the user if the set-up is disturbed eliminating costly re-work from errors

Applications

- Installation of gravity flow sanitary pipelines
- Storm sewer pipelines
- Pipe jacking
- Can be used in a pipe or in “Over the Top” set-ups

Key Features and Benefits

- New reduced length allows easy set-up even in tight inverts
- Self levelling range of -12% to +40% over the entire grade range
- Cross axis compensation provides a quicker more accurate set-up as the laser does not have to be level in the pipe – place it in the pipe it levels, you work.
- Bright visible beam that works up to 150m (500ft)
- RC803 remote works via radio 130m (430ft) or infra-red 150m (500ft) for both “Over the Top” set-up and in pipe/trench set-up.
- Large, bright, graphical user interface makes the screen easier to see and use when in or out of the pipe. Same graphical user interface can be seen on the remote – what you see on the laser you see on the remote.
- The DG813 has flexible power options that provide 40 hours operating time (NiMH rechargeable batteries with Worldwide charger) and 50 hours (alkaline batteries). Alkaline batteries can be used directly in the laser without a separate battery pack. Additional car charger can be purchased to keep you working even when out in remote areas.
- The Spectra Precision DG813 has advanced functions that make setting up and using it easier and more accurate:
 - Line-Set/Check – allows the user to align the laser to the manhole quickly and easily to set direction. The beam will go up to 100% allowing easy alignment even in short trenches
 - Line Scan – provides a quick alignment to the center of the target for the second day setup
 - Line Alert- notifies the user if the set-up is disturbed eliminating costly re-work from errors

- The SF803 Spot Finder, when used with DG813, provides other automatic functions making it the smartest pipe laser in the industry:
 - Spot Align – automatically aligns the DG813 to the center of the Spot Finder in the pipe or to the direction of the manhole when used in a deep, short trench or “Over the Top” set up.
 - Spot Match – a great tool for checking that pipe has been installed to the correct grade or for finding the grade of existing pipe work. Can also be used to calculate the grade between manholes.
 - SpotLok – can be used to easily establish a steep slope reference or to lock the beam in a desired position for applications such as solar farms where the beam could be subject to drift.
 - Spot Search – can be used to manually locate the beam over long distances out of the trench

Applications

- Installation of gravity flow sanitary pipelines
- Storm sewer pipelines
- Pipe jacking
- Tunnel boring
- Can be used in a pipe or in “Over the Top” set-ups
- Steep slope applications at mountain areas
- Installation of solar farms

Pipe Laser Accessories

