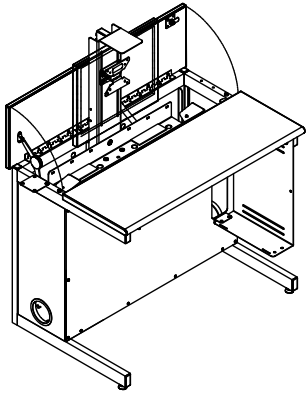
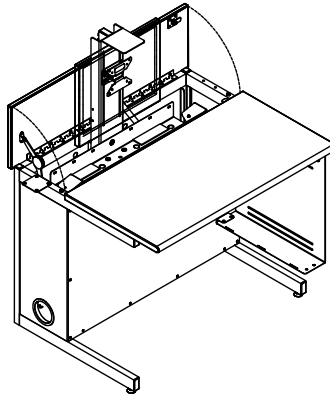


38979

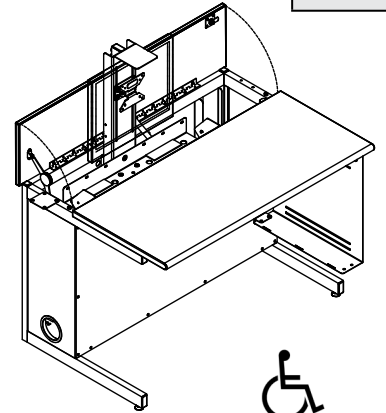
Technical Specifications



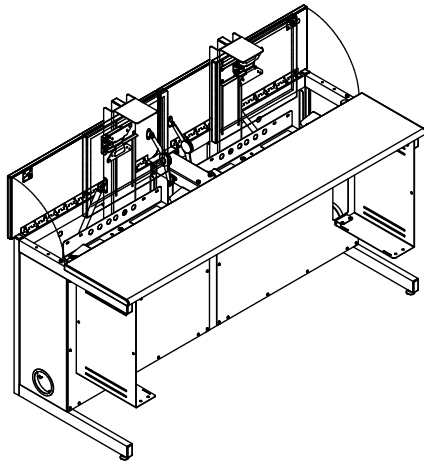
36"W x 24"D Single desk



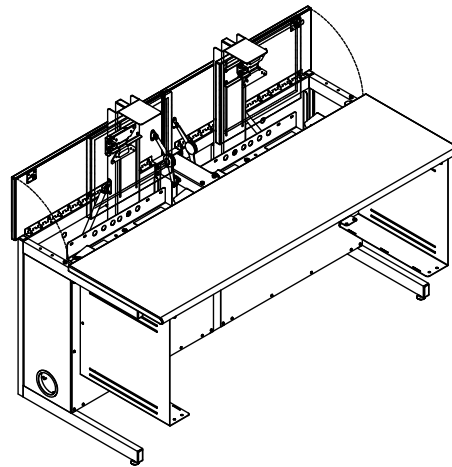
36"W x 30"D Single desk



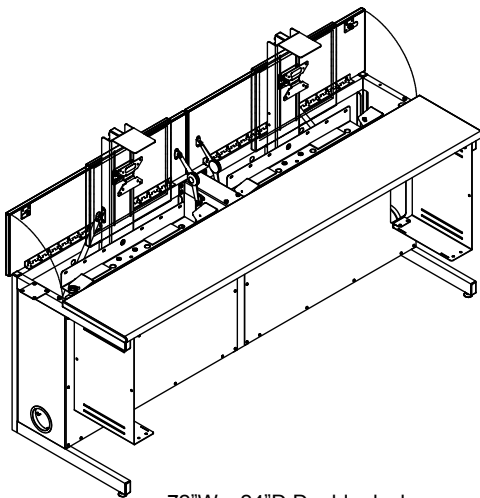
42"W x 30"D
Single ADA desk



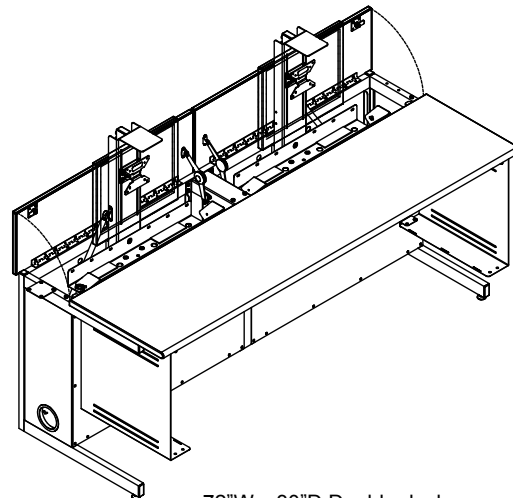
60"W x 24"D Double desk



60"W x 30"D Double desk



72"W x 24"D Double desk



72"W x 30"D Double desk

The Flex Insight Computer Desk was designed to maximize classroom space and functionality. The desk allows a lecture room to be converted to a computer lab and back in a matter of seconds by bringing a recessable computer monitor to the user with manual lift. The monitor can be lowered just as quickly when not needed. Available in single (36" and 42" ADA), and double (60", 72") versions.

Color Options

Available in Spectrum Expressions colors. See spectrumfurniture.com for complete color information.



Features and Benefits

- Desks provide the ability to reconfigure any classroom from a lecture room (lowered monitor, keyboard, and mouse with lid closed), into a computer lab (raised monitor, keyboard, and mouse)
- Proven, manually-actuated monitor column design with three 100 lb [45.4 kg] rated, full-extension ball bearing slides and U-channel provide smooth operation, reliability, and long life
- Removable instructor-side panel provides security and wiring access (secured with 4mm JC bolts and hex wrench)
- 9" [22.9 cm] deep wiring tray conveniently keeps power and communication wires and cables out of the way, is wide enough to accept most surge-protected power strips, and has two cutouts for floor power access
- Lifting handle / platform above monitor column provides easy column movement and protects monitor from damage when extending / retracting
- Optional adjustable CPU sling with heavy-duty adjustable straps will fit 4" [10.2 cm] to 8" [20.3 cm] wide computer towers up to 18" [45.7 cm] high
- Wire loom protects wires and cables between CPU and monitor during monitor column movement
- Large rectangular access cutout behind CPU tower provides direct access to CPU connections and cables
- Adjustable-height, pivoting VESA mount system for flat panel monitor provides ergonomic up/down, left/right articulation while preventing monitor damage during column movement (75mm and 100mm VESA compatible)
- Proven, adjustment-free pneumatic-assist lift cylinder provides easy extension, retraction, and years of trouble-free performance
- Quick-connect unit-to-unit brackets allow desk frames to be solidly connected together in rows
- 24" deep desk models maximize classroom density
- Desk provides a nominal 16" [40.6 cm] of lift above the table worksurface and supports most 16:9 monitors up to 24" [61 cm] diagonal, weighing between 7-14 lb [3.2-6.4 kg]
- Monitor compartment lid protects and secures the flat panel monitor, keyboard, and mouse (one lid on 36"W and 42"W, two on 60"W and 72"W)
- Friction dampener on monitor lid provides support and dampening, and slows the lowering of the lid to keep hands and fingers safe
- Cables and wires are protected from student-access in an enclosed metal compartment to prevent tampering
- Zip ties in wiring tray secure power cables and wires
- Large, 4" [10.2 cm] side-panel cord management grommets create a continuous cord path when desks are placed side-by-side
- Scratch and impact-resistant high-pressure laminate top provides a durable worksurface
- Ergonomic, bullnose front edge is easy on wrists
- Warranted to be free of all defects in materials and workmanship for 10 years, 1-year on pneumatic lift cylinder
- Designed and assembled in Chippewa Falls, WI, USA

Construction


- The worksurface is constructed from 1" thick NAF (no added formaldehyde) composite board with .030" [.762 mm] high-pressure laminate, and a balancing phenolic backer on the opposing face. The left, right, and rear edges are covered with 3mm vinyl edgeband.
- The monitor compartment lid worksurface is constructed from .75" [1.9 cm] thick industrial-grade composite board with .030" [.762 mm] high-pressure laminate on both sides—all edges are finished with 3mm vinyl edge-band
- CPU sling has two 1" [2.54 cm] nylon straps with a locking buckle to secure CPU
- Welded, 16 ga 1" [2.54 cm] x 2" [5.1 cm] rectangular steel tube legs
- 20 ga kick panel, 14 ga side panels, 20 ga bottom panel
- Worksurface edges are covered with 3mm vinyl
- All metal components are finished with a scratch-resistant powder coat epoxy
- Each Flex Insight Desk is factory-assembled, packaged and shipped on its own skid. Customer-installed glides.

Qty	Included with each desk:
1 or 2	CPU sling(s) or cover plate(s)
1 or 2	Swivel VESA mount(s) with mounting screws
1 or 2	Internal heavy-duty metal keyboard / mouse tray
10-single desk 15-double desk	Plastic zip ties (for securing cords)
1	Unit-to-unit bracket
4	1/4-20 x 15mm JC bolts (for unit-to-unit bracket)
4	5/16-18 Glides
2	Keys included with each lock (locking versions only)
1	4mm Hex wrench for instructor-access and VESA mount attachment
1	Glide wrench

	Compatibility:
Flat Panel / All-in-one Monitor(s) 	16:9 aspect ratio
	Up to 24"W [61 cm] (36", 72", 42"W desks) x 5.5"D [13.97 cm] x 16"H [40.64 cm]
	Up to 20"W [50.8 cm] (60"W desks)
	7-14 lb [3.2-6.4 kg]
	Removable base
	75mm or 100mm VESA mount
CPU Tower(s) 	4-8"W [10.2-20.3 cm] x 18"D [45.72 cm] (30"D desks) 12"D [30.48 cm] (24"D desks)
	x up to 18"H [45.72 cm]

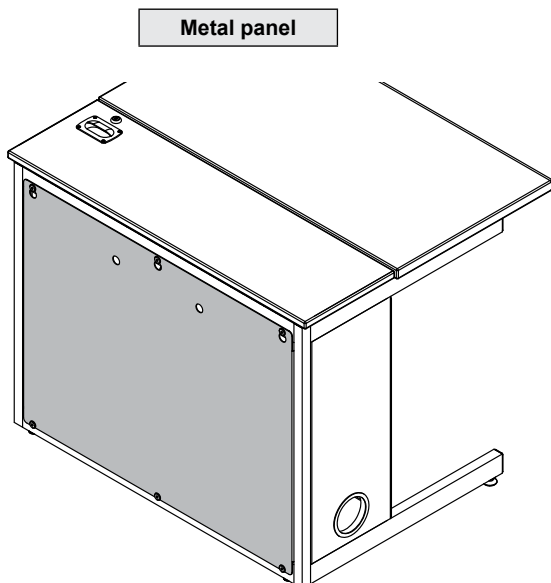
Note: Flex Insight Desks are not designed to be used with casters.

Specifications

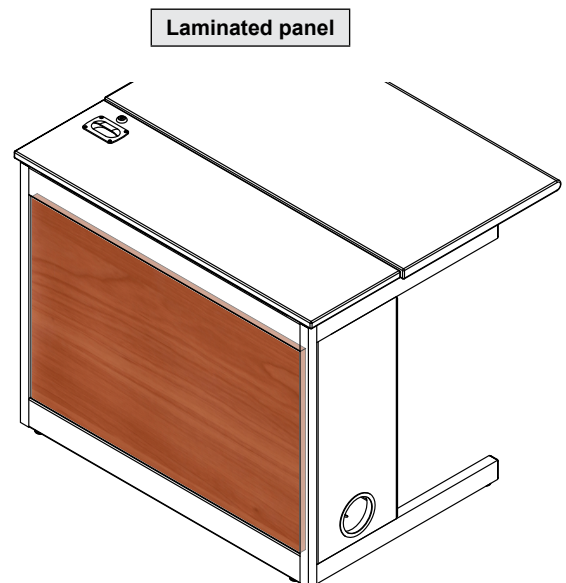
Maximum monitor capacity	24"W [60.96 cm] x 5.5"D [13.97 cm] x 16"H [40.64 cm] (36"W, 72"W, 42"W desks) 20"W [50.8 cm] x 5.5"D [13.97 cm] x 16"H [40.64 cm] (60"W desks)	
Available desk sizes	24"D desks 36"W [91.4 cm] - (single desk) 60"W [152.4 cm] - (double desk) 72"W [182.9 cm] - (double desk)	30"D desks 36"W [91.4 cm] - (singled desk) 60"W [152.4 cm] - (double desk) 72"W [182.9 cm] - (double desk) 42"W [106.7 cm] - (single ADA desk)
Worksurface height	29"H [73.66 cm]	
Lift mechanism	Manually-actuated with pneumatic spring-assist	
Lift capacity (monitor weight)	0-14 lb [0-6.36 kg] - (factory preset)	
CPU sling (1 sling on single desks, 2 on double desks)	4-8"W [10.2-20.3 cm] x 12"D [30.5 cm] x up to 18"H [45.7 cm] (24"D desks) 4-8"W [10.2-20.3 cm] x 18"D [45.7 cm] x up to 18"H [45.7 cm] (30"D desks)	
Wiring tray dimensions (nominal)	32"W x 9.75"D x 3.75"H - (36"W single desk) 53"W x 9.75"D x 3.75"H - (60"W double desk) 64"W x 9.75"D x 3.75"H - (72"W double desk) 37"W x 9.75"D x 3.75"H - (42"W single ADA desk)	
Wiring tray power cutouts	5"W x 3.125"D (two per tray)	
ADA-compliance* (42"W x 30"D ADA version only)	 Knee clearance: 33.625"W [85.4 cm] x 19"D [48.26 cm] x 28"H [71.1 cm] (1 person per desk)	<i>*Minimum ADA guidelines for knee clearances are 30"W [76.2 cm] x 19"D [48.3 cm] x 27"H [68.6 cm]</i>
Cerifications / Compliance	<ul style="list-style-type: none"> • SCS Indoor Advantage Certified • Meets or exceeds applicable ANSI-BIFMA test standards 	
Unit weights (nominal)	24"D desks 115 lb [52.2 kg] - (36"W single) 134 lb [60.8 kg] - (60"W double) 205 lb [93.1 kg] - (72"W double)	30"D desks 107 lb [48.6 kg] - (36"W single) 149 lb [67.6 kg] - (60"W double) 206 lb [93.5 kg] - (72"W double) 120 lb [54.5 kg] - (42"W single ADA)
Shipping weights (nominal)	24"D desks 152 lb [69 kg] - (36"W single) 194 lb [88.1 kg] - (60"W double) 265 lb [120.3 kg] - (72"W double)	30"D desks 144 lb [65.4 kg] - (36"W single) 209 lb [94.9 kg] - (60"W double) 266 lb [120.7 kg] - (72"W double) 157 lb [71.3 kg] - (42"W single ADA)

Specifications subject to change without notice

Instructor-side panel

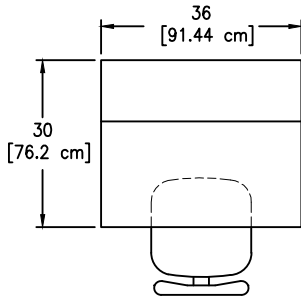


Note: 20 gauge metal panel is secured to desk with 4mm JC bolts accessed externally from instructor-side.

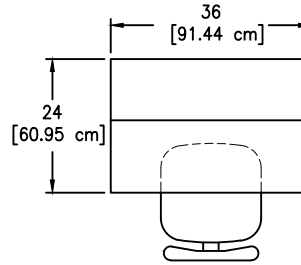


Note: Laminated panel (5/8" composite board) is secured to desk with thumbscrews accessed internally (inside monitor compartment).

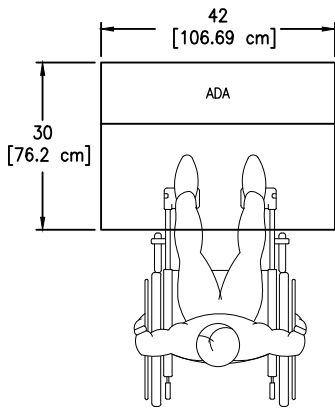
ORDER CODE 3630 = 36"W x 30"D



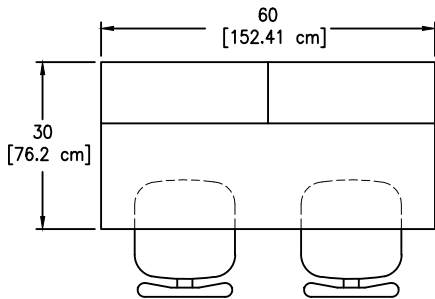
ORDER CODE 3624 = 36"W x 24"D



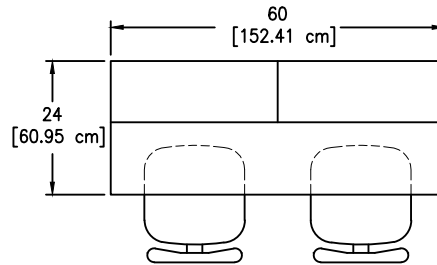
ORDER CODE 4230 = 42"W x 30"D



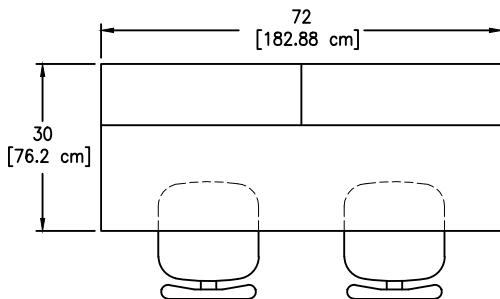
ORDER CODE 6030 = 60"W x 30"D



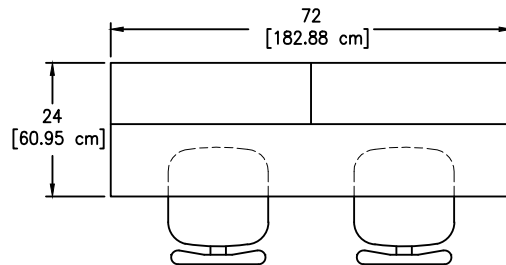
ORDER CODE 6024 = 60"W x 24"D



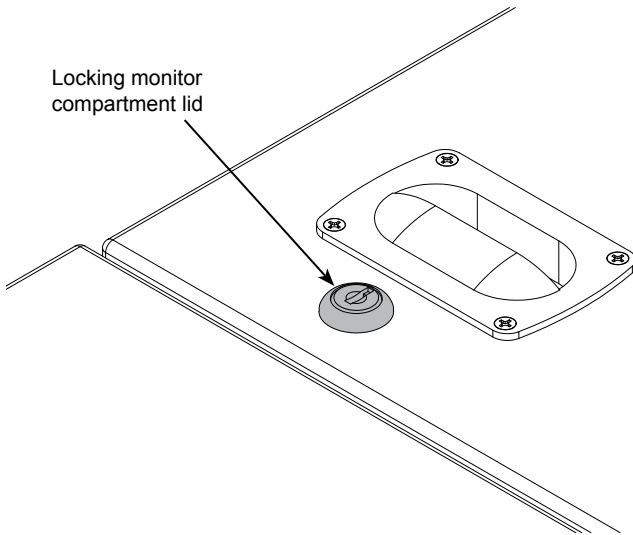
ORDER CODE 7230 = 72"W x 30"D



ORDER CODE 7224 = 72"W x 24"D



Locking Monitor Compartment



ORDER CODE 0 = None

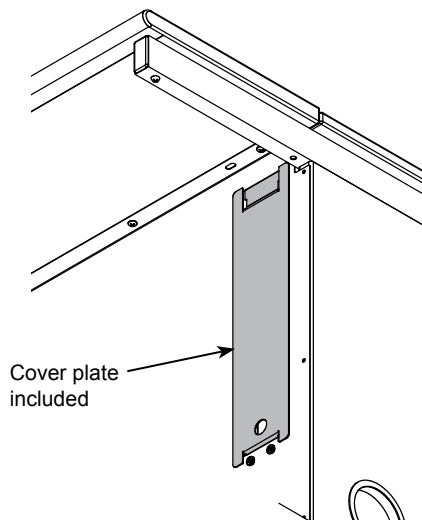
ORDER CODE 1 = Yes

Note: Single desks have one lock, double desks have two locks. Two keys are included with each lock.

CPU Sling

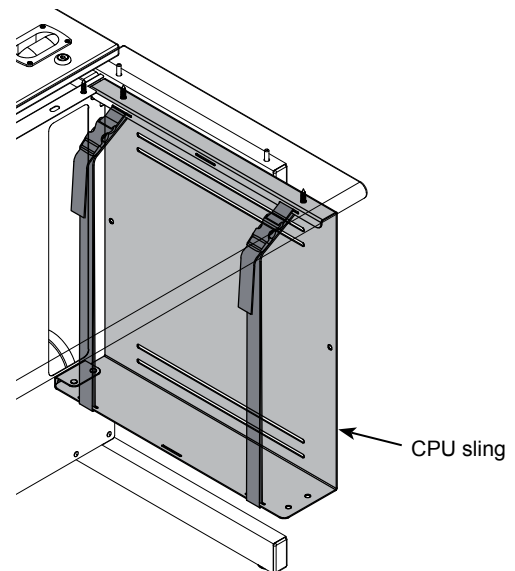
ORDER CODE 0 = None (cover plate included)

- For use with all-in-one monitors, or internally-mounted thin-client computers
- 16 ga steel

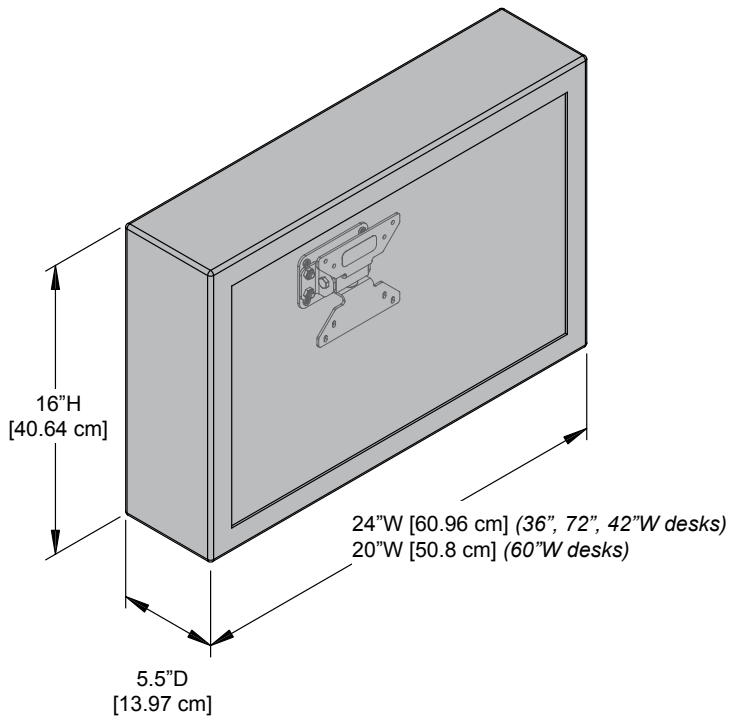


ORDER CODE 1 = with CPU Sling

- For use with CPU tower computers:
 - 4-8"W [10.2-20.3 cm] x 12"D [30.5 cm] x up to 18"H [45.7 cm] (24"D desks)
 - 4-8"W [10.2-20.3 cm] x 18"D [30.5 cm] x up to 18"H [45.7 cm] (30"D desks)
- 16 ga steel

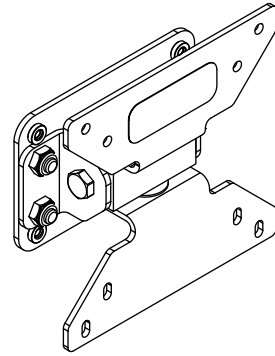


Note: Single desks have one CPU Sling, double desks have two.



Maximum monitor dimensions

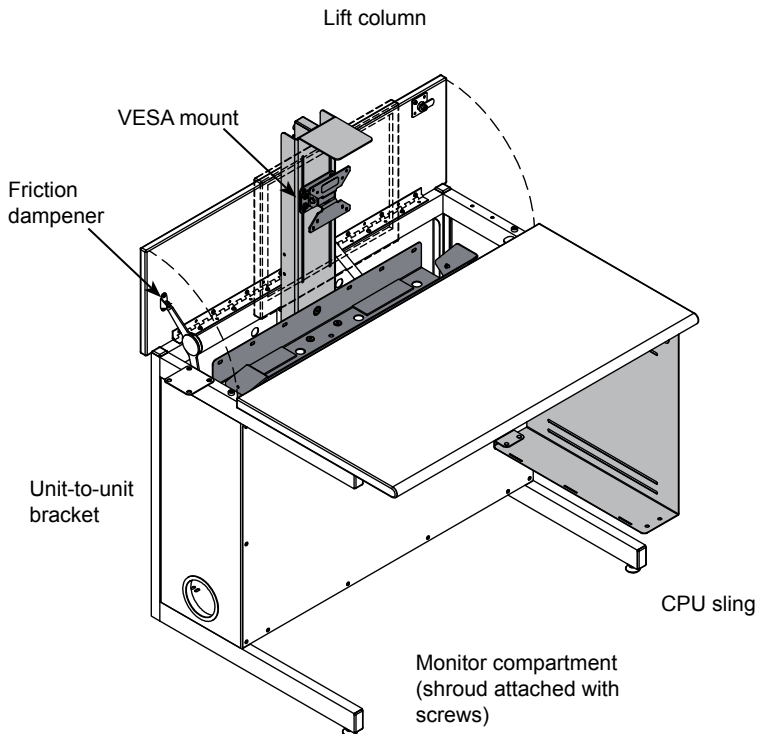
Note: The monitor width dimension is different than diagonal monitor size. Verify the width, depth, and height dimensions of your specific monitor size before ordering.



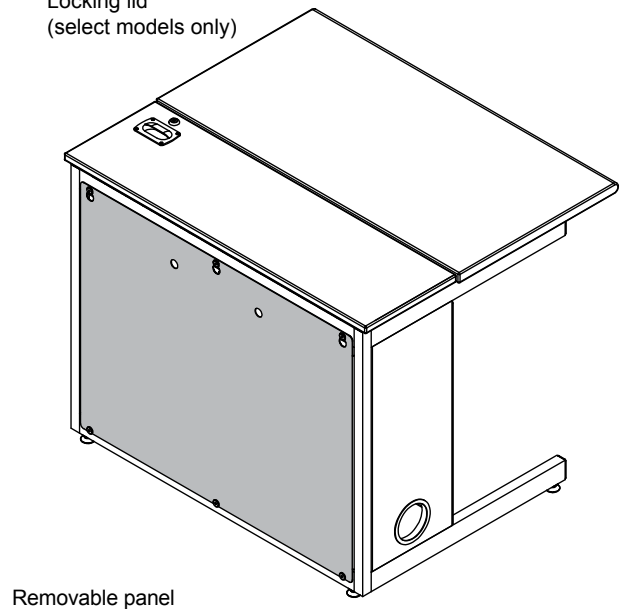
Standard Swivel VESA Monitor Mount

- Internal travel stops-provides 4-direction tilt
4° left, 4° right, 16° up, and 6° down
- Works with 75mm and 100mm VESA mounts
- Includes mounting screws

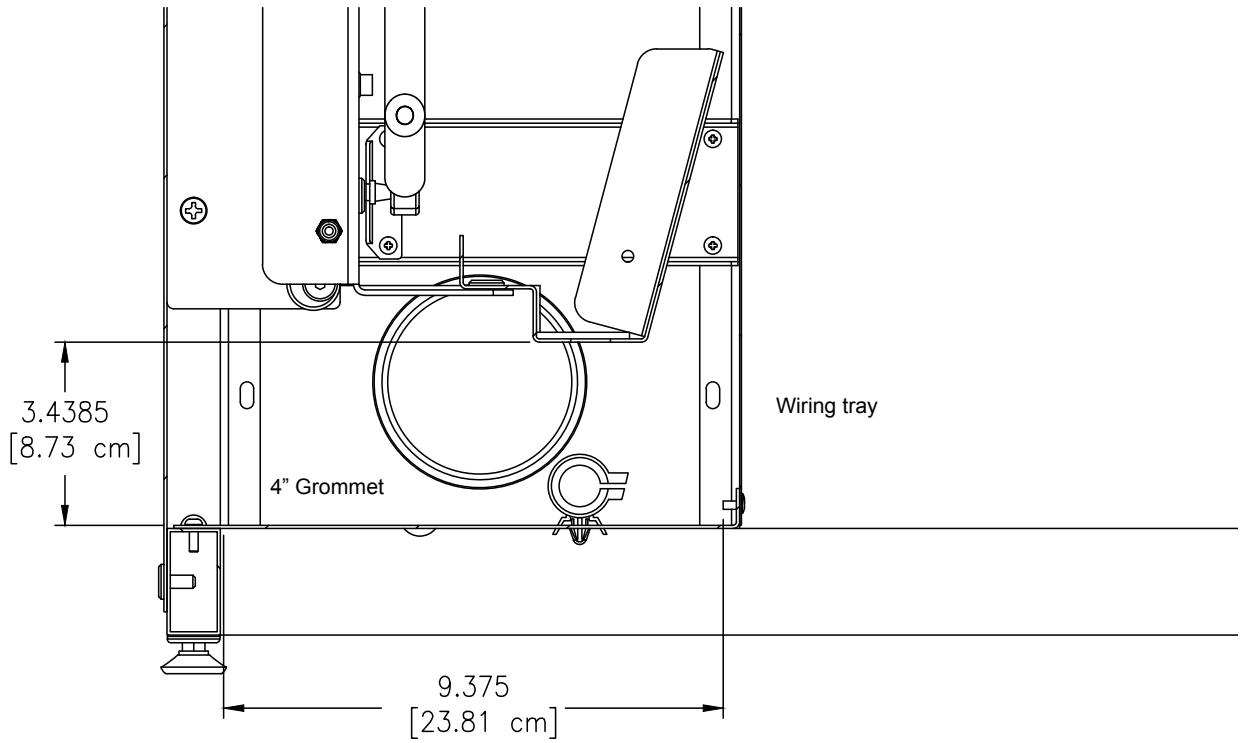
Note: Specific monitor size, shape, and mounting location will determine exact angles of tilt.



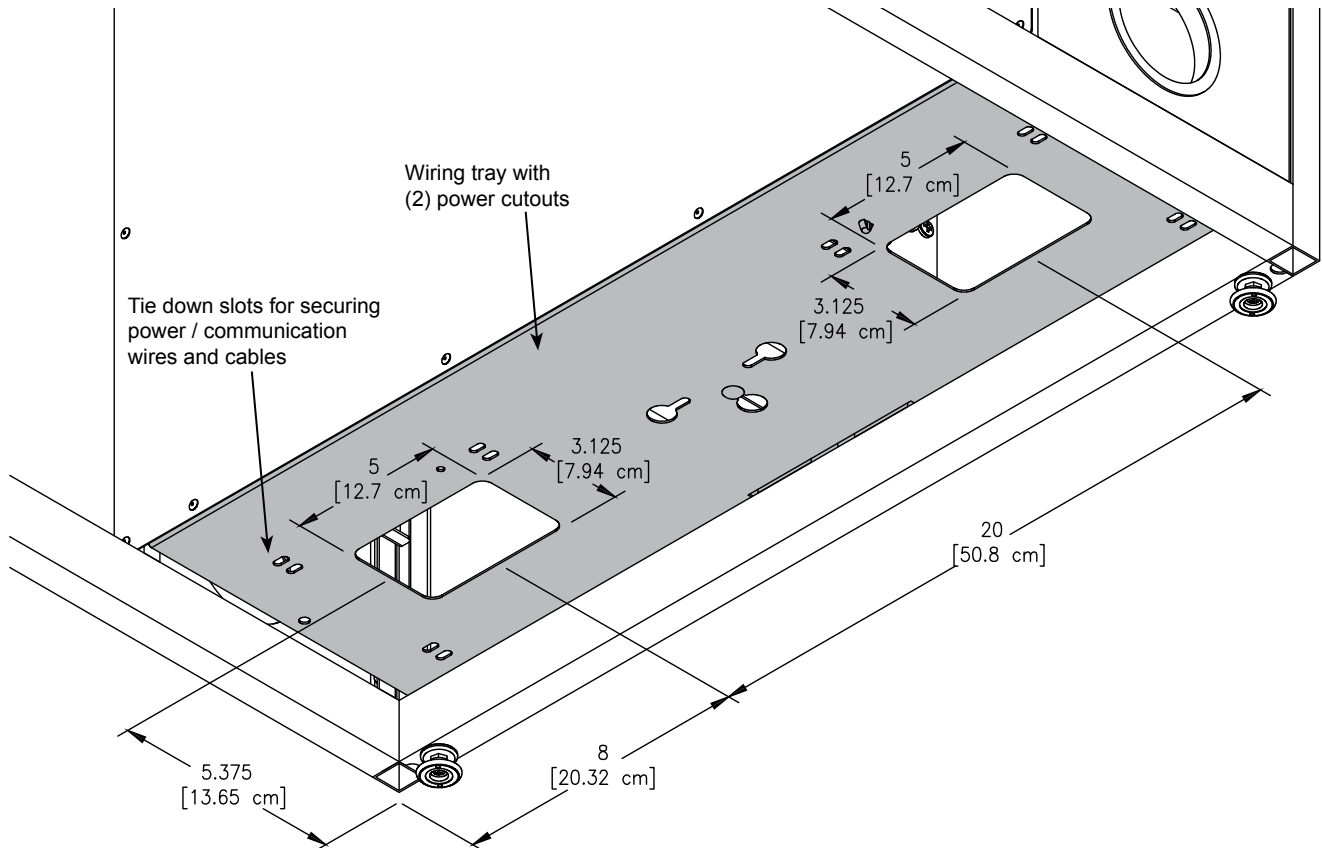
Locking lid
(select models only)



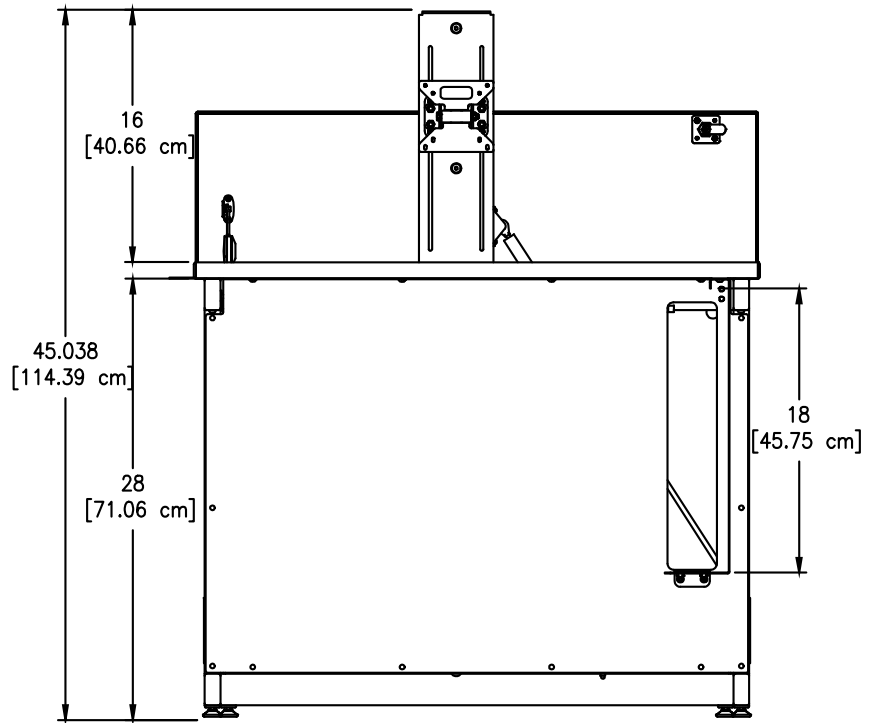
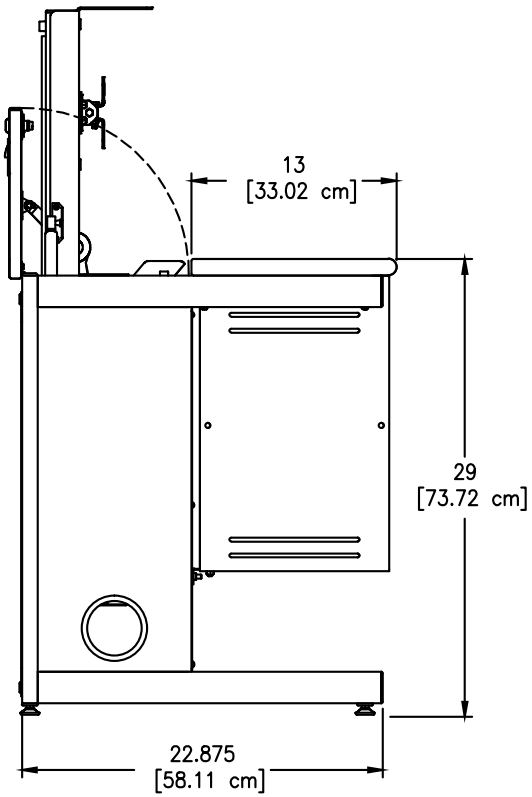
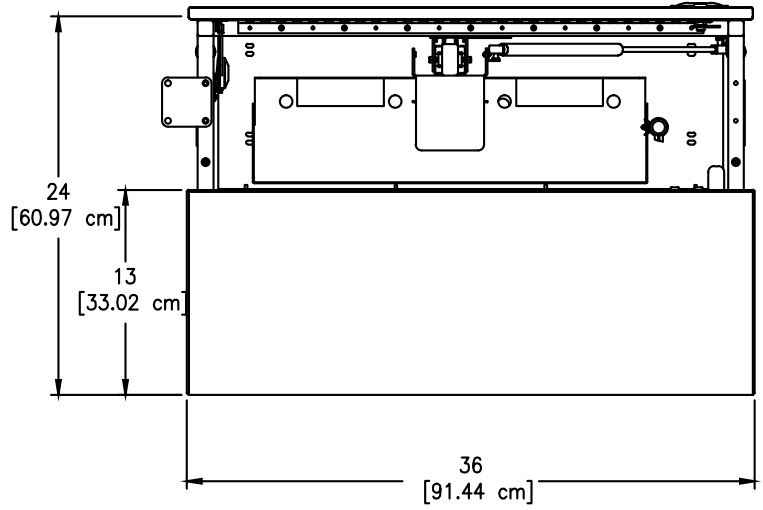
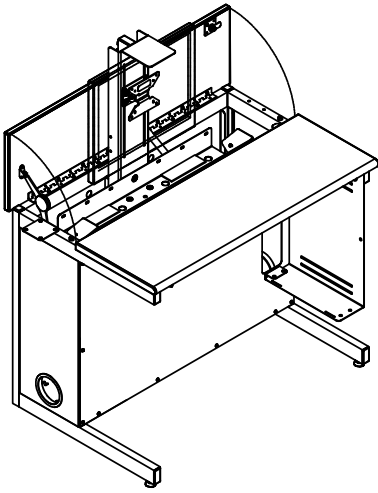
Wiring tray
section view



Wiring tray cutouts

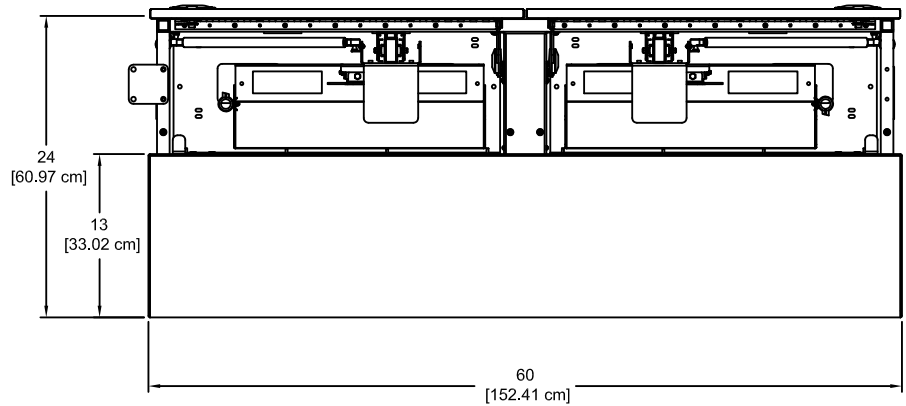
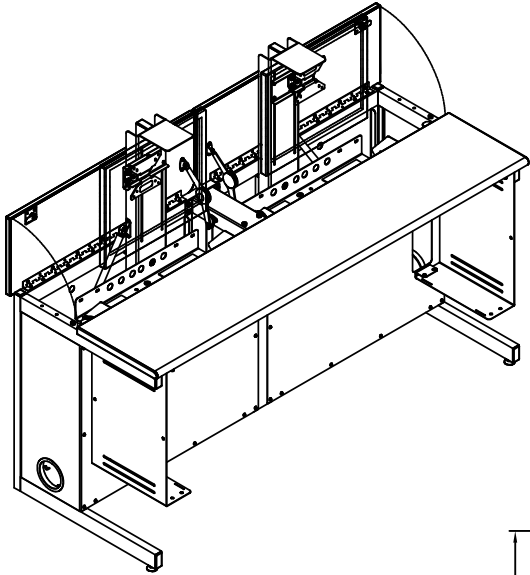


Bottom left
corner of desk

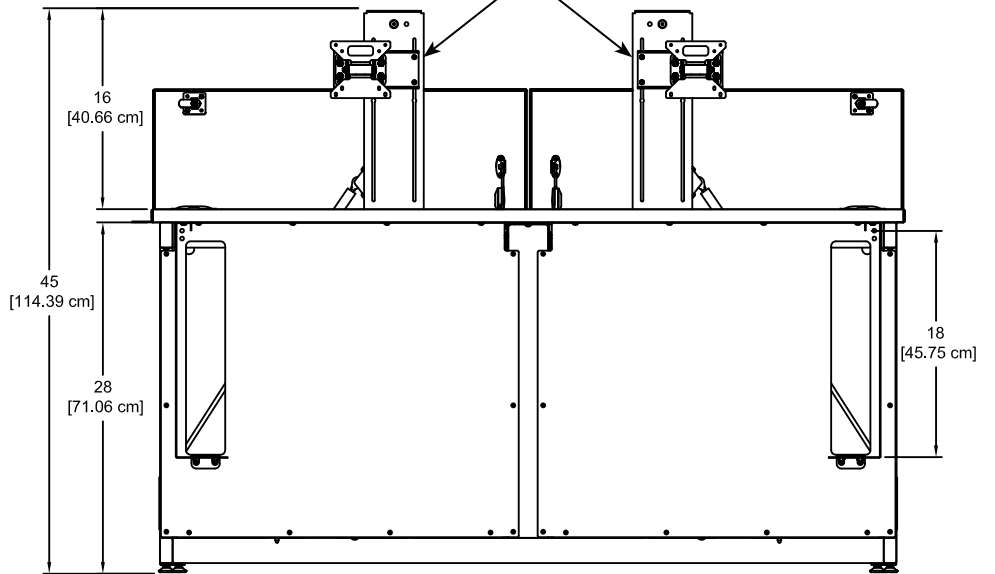
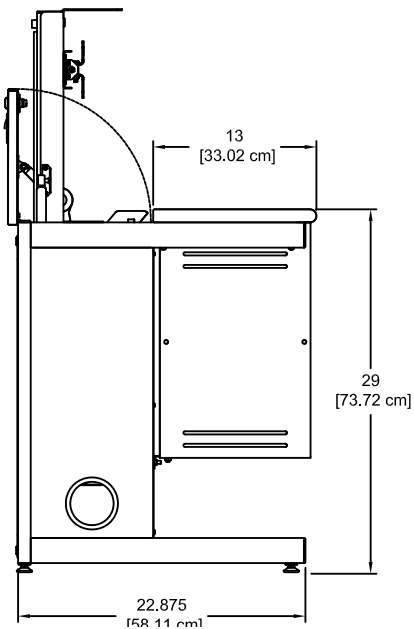


60"W x 24"D Flex Insight single desk
(shown with locking lid)

24"D

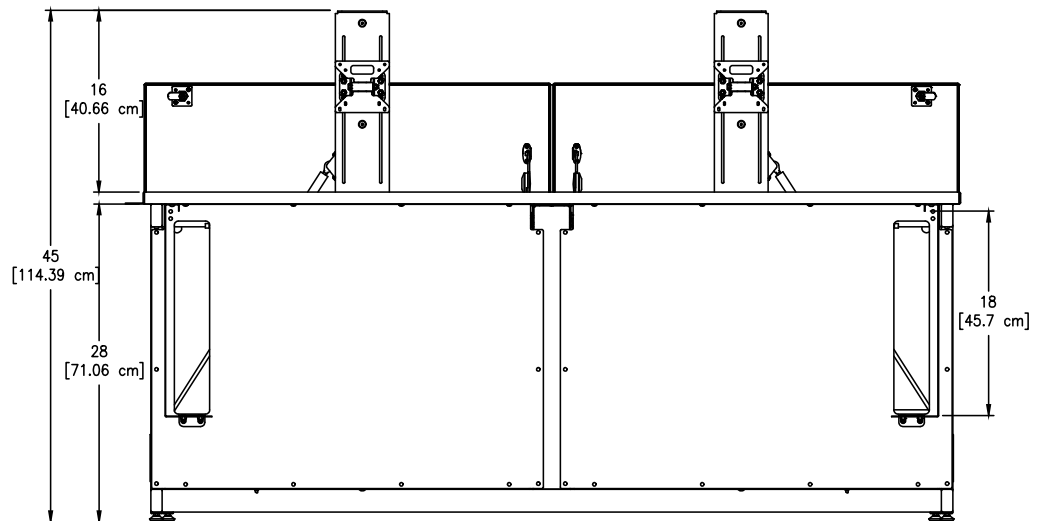
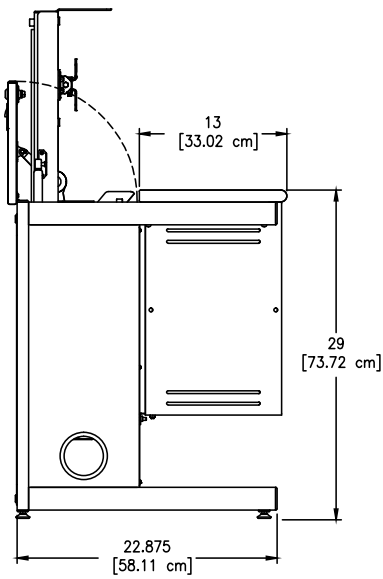
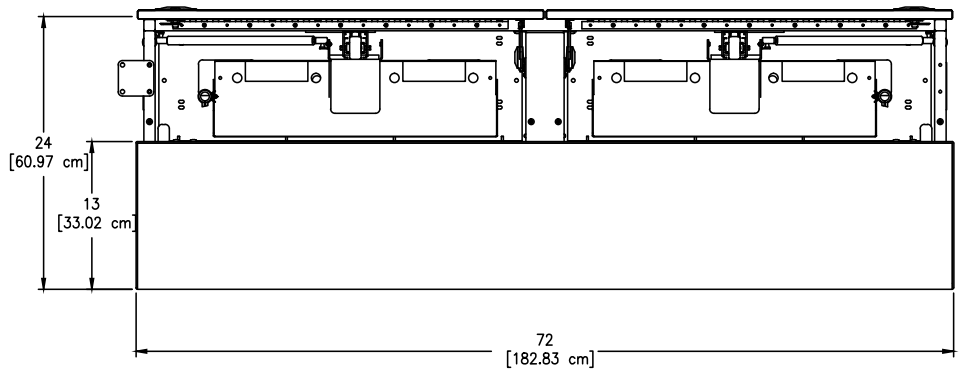
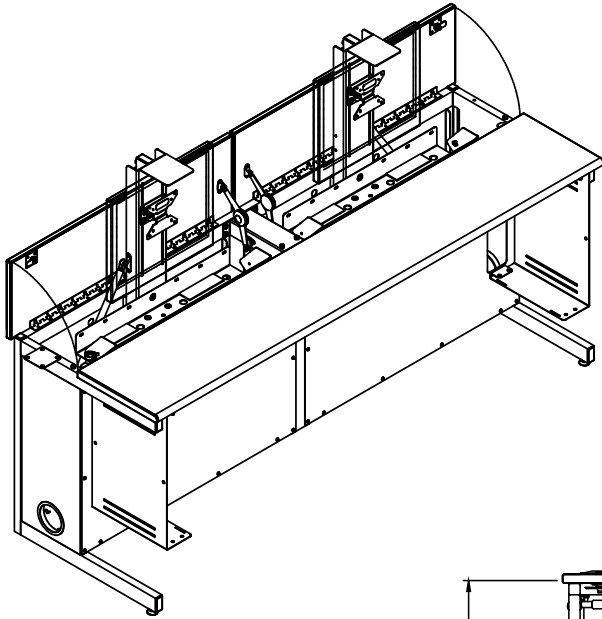


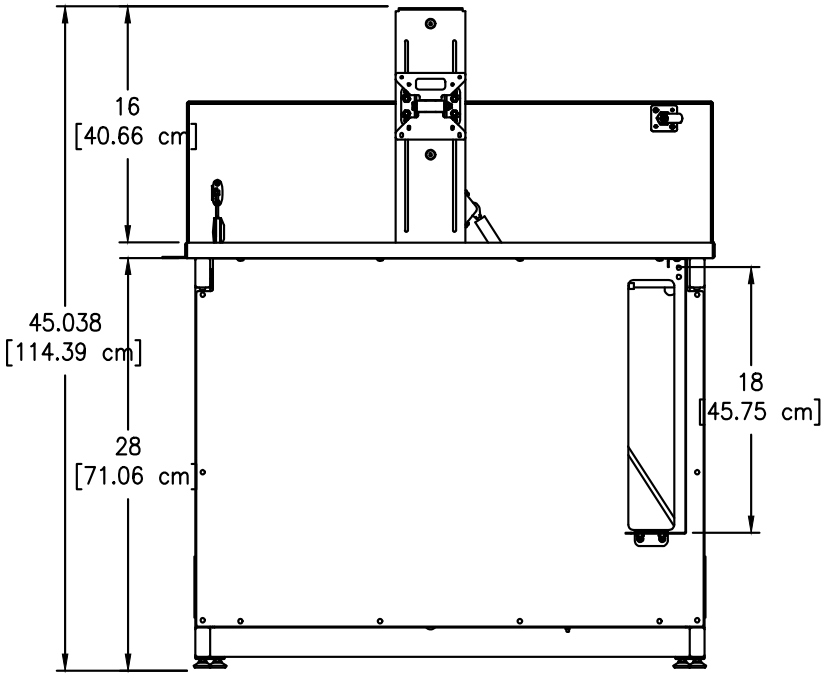
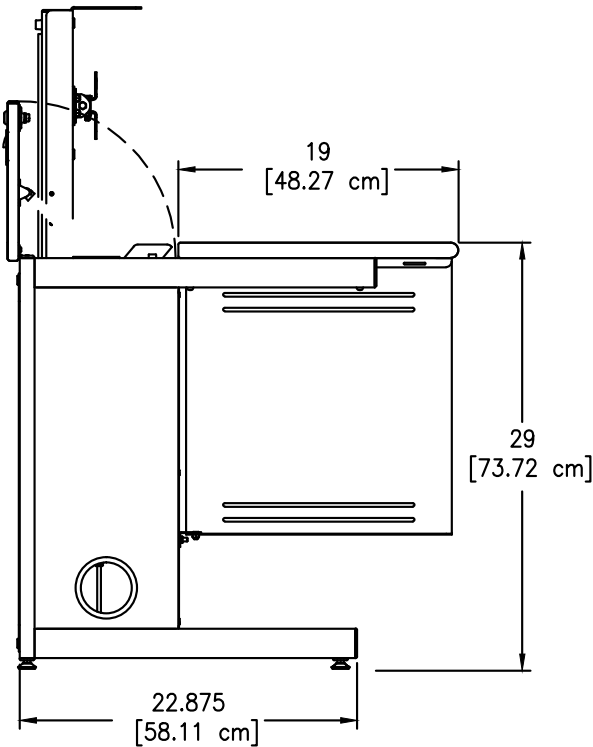
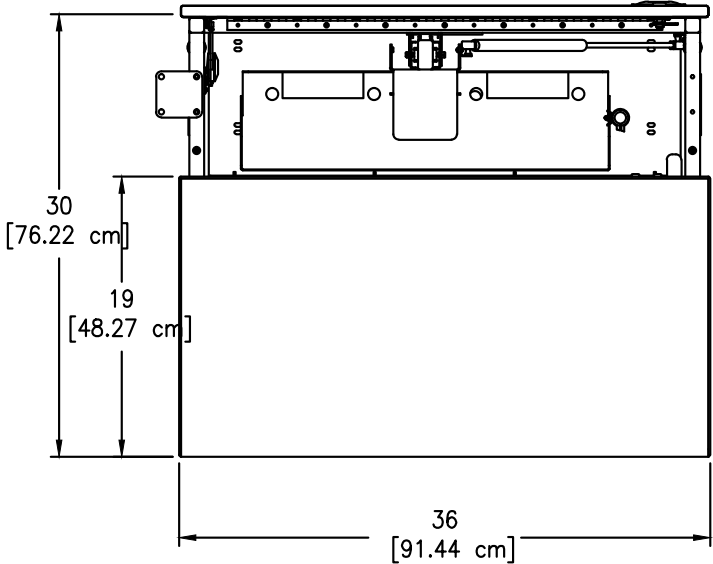
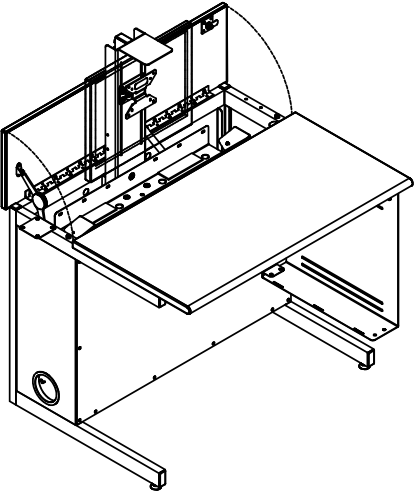
Offset brackets center
each monitor
(60" desks only)

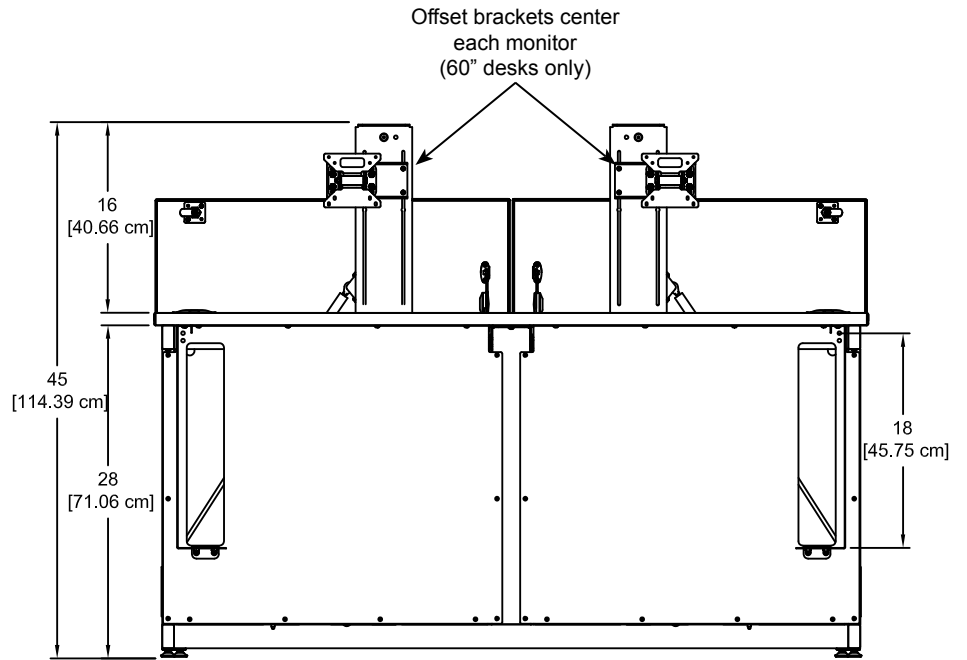
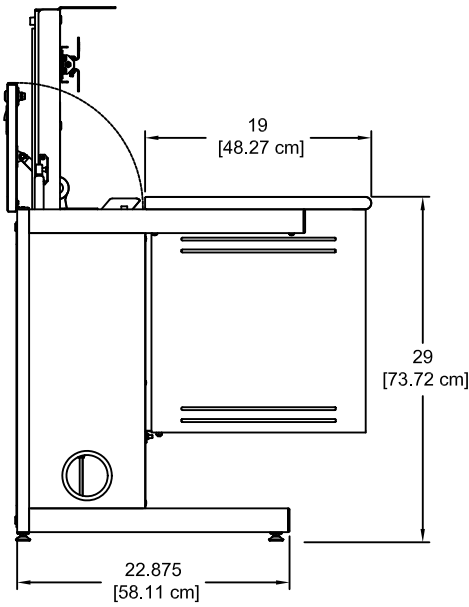
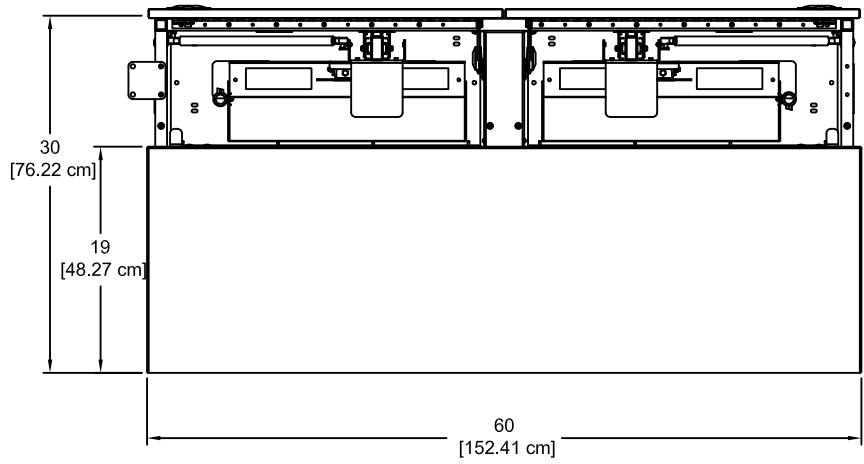
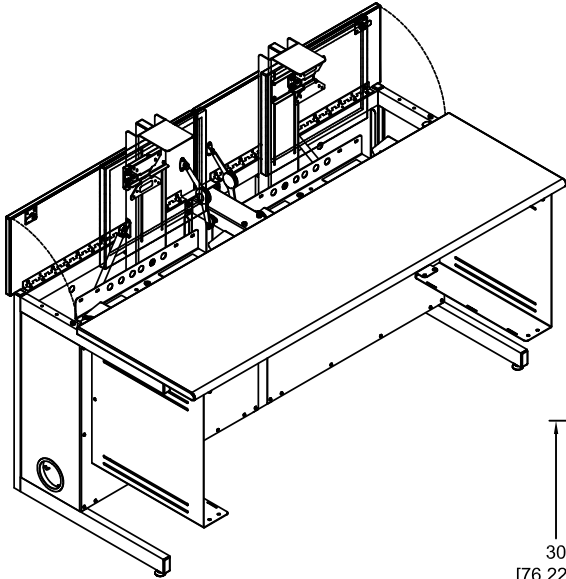


72"W x 24"D Flex Insight single desk
(shown with locking lid)

24"D

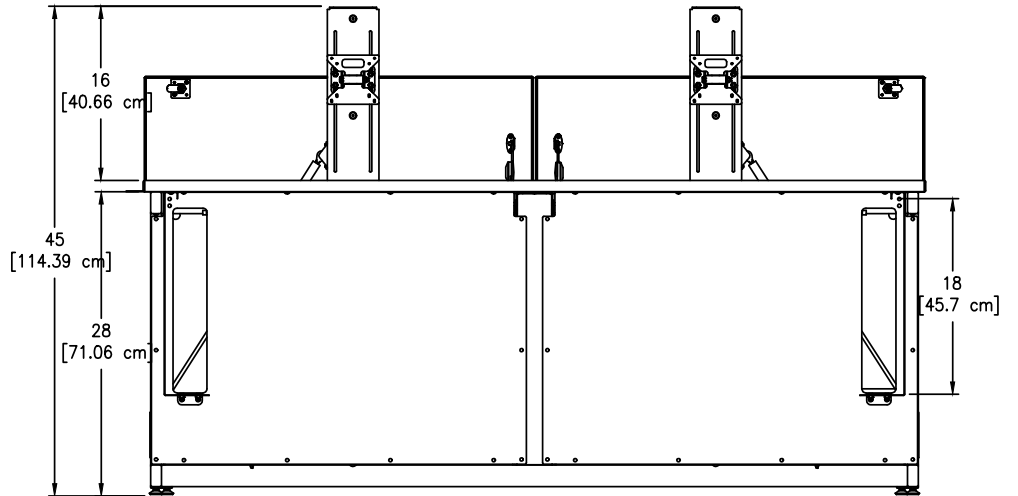
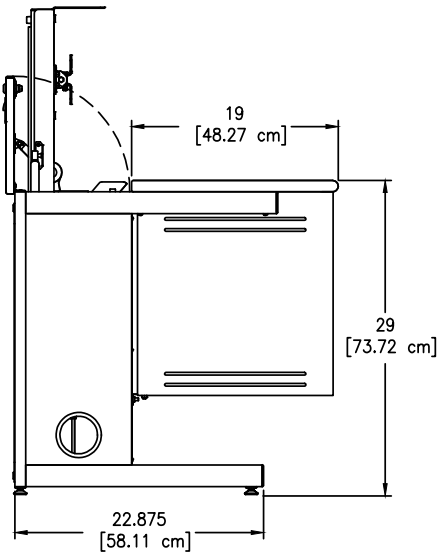
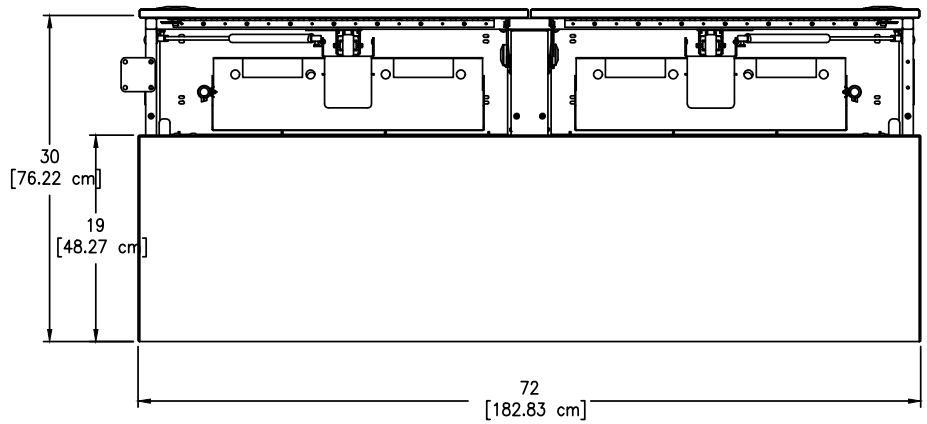
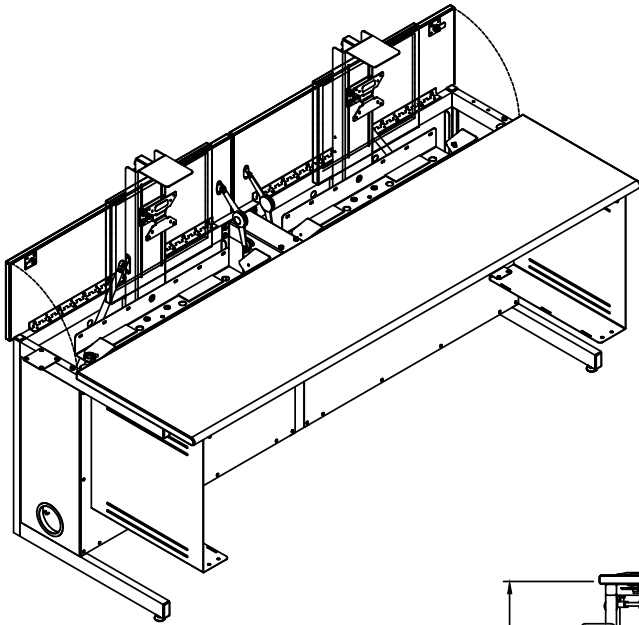


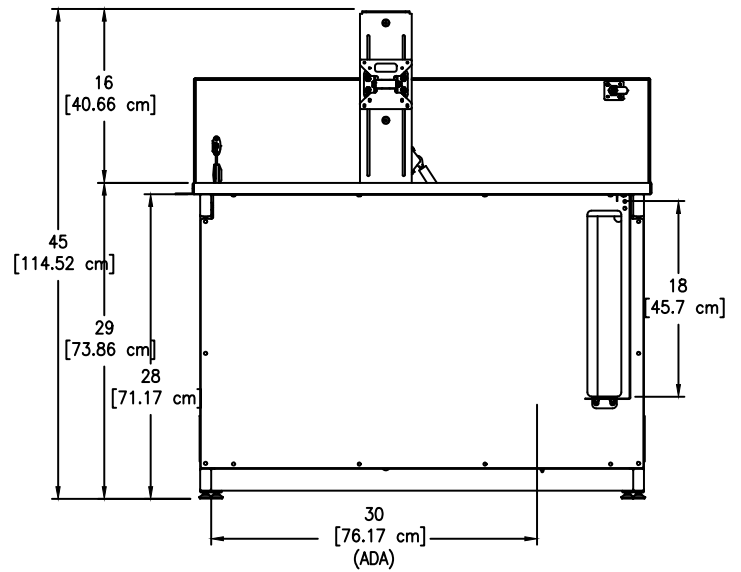
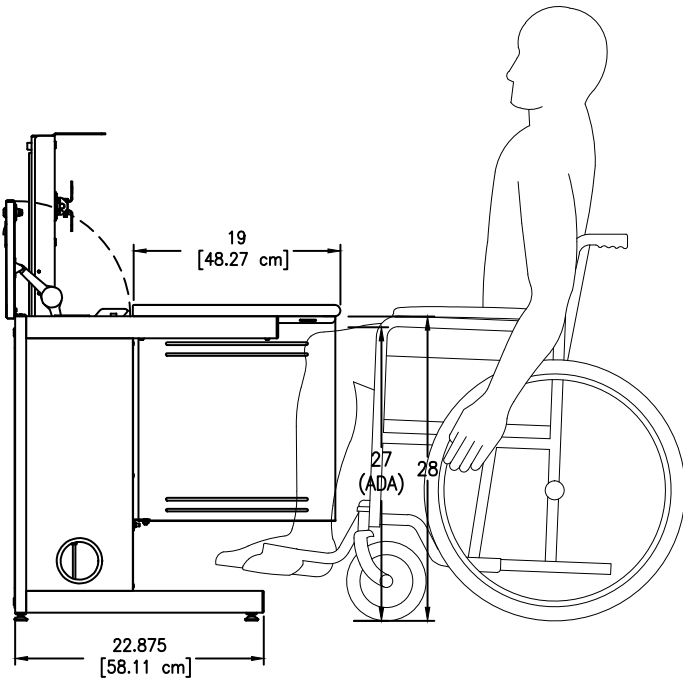
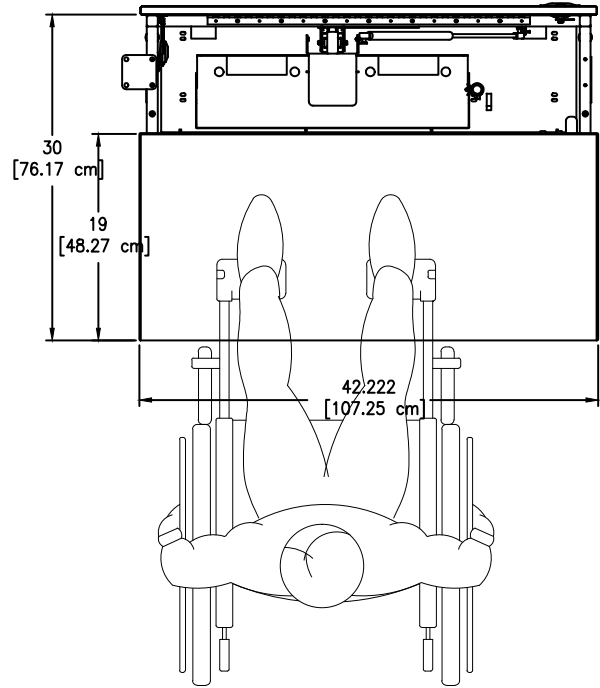
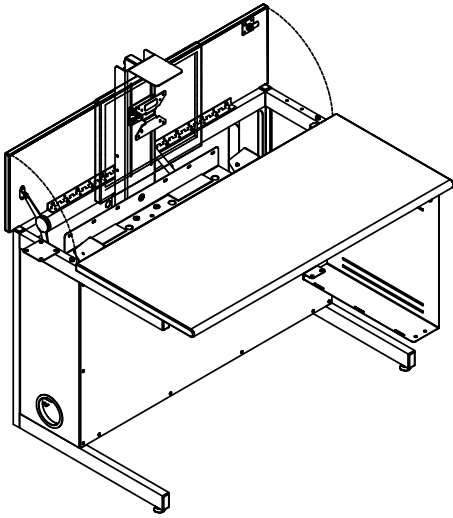




72"W x 30"D Flex Insight double desk
(shown with locking lid)

30"D

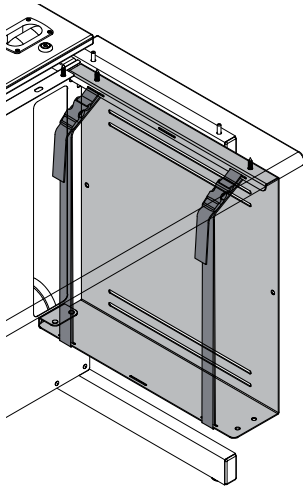




Note: Minimum ADA guidelines for knee clearances are 30"W [76.2 cm] x 19"D [48.3 cm] x 27"H [68.6 cm].

Accessories (Customer-installed when purchased separately.)

Note: Slings and cover plates are available should it later be necessary to convert from or to CPU towers. Single desks take one sling or cover plate, double desks take two.

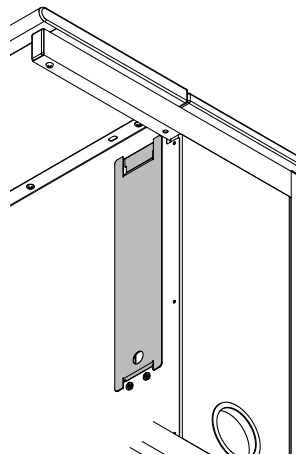


CPU Sling for 24"D desks - 38981

- 4-8"W [10.2-20.3 cm] x 12"D [30.5 cm] x 18"H [45.7 cm]
- 16 ga steel
- Includes nylon straps
- Shipping weight: 10 lb [4.5 kg]

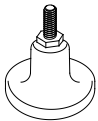
CPU Sling for 30"D desks - 38980

- 4-8"W [10.2-20.3 cm] x 18"D [45.7 cm] x 18"H [45.7 cm]
- 16 ga steel
- Includes nylon straps
- Shipping weight: 10 lb [4.5 kg]



Cover Plate - 38978

- For use when CPU sling is not needed or being used
- 16 ga steel
- Shipping weight: 1.25 lb [.57 kg]



1" Bell Glide Riser Kit - 98513

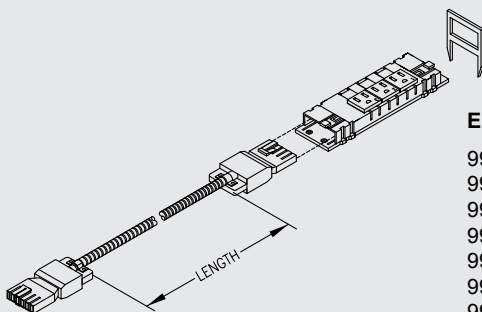
- Raises worksurface height to 30" [76.2 cm]
- 5/16-18 thread
- Set of 4
- Shipping weight: .5 lb [.23 kg]



7-Outlet Power Strip - 99024

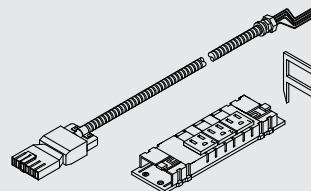
- Electrical Rating: AC 125V, 15 Amps
- 1000 Joules surge capacity
- 12' Cord length
- LED switch
- UL Listed
- Shipping weight: 1.9 lb [.86 kg]

EP8 Kits and Accessories



EP8 Kits:

- 99011 - 72"
- 99010 - 60"
- 99018 - 48"
- 99009 - 44"
- 99008 - 36"
- 99014 - 30"
- 99013 - 24"



Base Power Feed - 99022 with 36" flexible cord

Warranty

We will make it right for you!

Spectrum is committed to provide complete customer satisfaction. Each of our products is manufactured from the best materials available and each product is stringently monitored throughout the production process through our Quality Management System.

We expressly warrant that Spectrum products will be of good quality and workmanship and free from defect for the period set out in the warranty table below from the date of delivery. This warranty shall not apply to defects or damage resulting from normal wear and tear, misuse, or unintended use, failure to follow instructions related to the product's installation or intended use, abuse, neglect, improper care, modification or repair not authorized by Spectrum, or any other cause outside the control of Spectrum. Spectrum will, at its sole option, either repair or replace the defective product.

This warranty is exclusive; no other warranty, written or oral, is expressed or implied. This warranty is given by Spectrum to Buyer or Buyer third party end user and to no other person or legal entity. No Spectrum dealer, distributor, partner, reseller, agent or employee is authorized to make any modification or addition to this warranty.

NOTWITHSTANDING ANYTHING TO THE CONTRARY, SPECTRUM WILL NOT UNDER ANY CIRCUMSTANCES BE LIABLE FOR INDIRECT OR LIQUIDATED DAMAGES, INCLUDING CONSEQUENTIAL, INCIDENTAL AND SPECIAL DAMAGES. IN NO EVENT SHALL SPECTRUM'S LIABILITY, WHETHER UNDER CONTRACT OR WARRANTY, IN TORT OR OTHERWISE, EXCEED THE PURCHASE PRICE RECEIVED BY SPECTRUM FOR THE PRODUCT AT ISSUE AND "RECALL ACTION" EXPENSES. SPECTRUM SHALL NOT BE SUBJECT TO ANY OTHER OBLIGATIONS OR LIABILITIES, WHETHER ARISING OUT OF BREACH OF CONTRACT, WARRANTY, TORT (INCLUDING NEGLIGENCE AND STRICT LIABILITY) OR OTHER THEORIES OF LAW, WITH RESPECT TO PRODUCTS SOLD OR SERVICES RENDERED BY SPECTRUM, OR ANY UNDERTAKINGS, ACTS OR OMISSIONS RELATING THERETO.

Our Customer Service Department is ready to provide immediate attention to any questions, comments or concerns. They are available to answer your calls Monday through Friday from 7 am to 5 pm CST. In addition your product comments or concerns are welcome via e-mail at: spectrum@spectrumfurniture.com.

Warranty Table

Item	Warranty Period
Desk, table, cart and lectern chassis	10 Years
Electrical	2 Years
Flat panel monitor arms / gas spring / general parts	2 Years
Adjustable crank / electric legs and accessories	2 Years
Flat panel desk gas spring cylinders	2 Years
Height adjustable columns, lifts & accessories	2 Years
Casters & wheels	2 Years
Keyboard, mouse, trays	2 Years
Locks & keys	2 Years
Tubs, totes and other accessories	1 Year
Chairs Structural components, including gas cylinders, wood, metal and plastic parts (i.e., chair frames, bases and control handles)	7 Years
Consumable items (i.e., casters, glides, etc.)	5 Years
In-stock upholstery	5 Years
Customer supplied material	No Warranty



Spectrum Industries Inc.
is Certified ISO 9001:2015