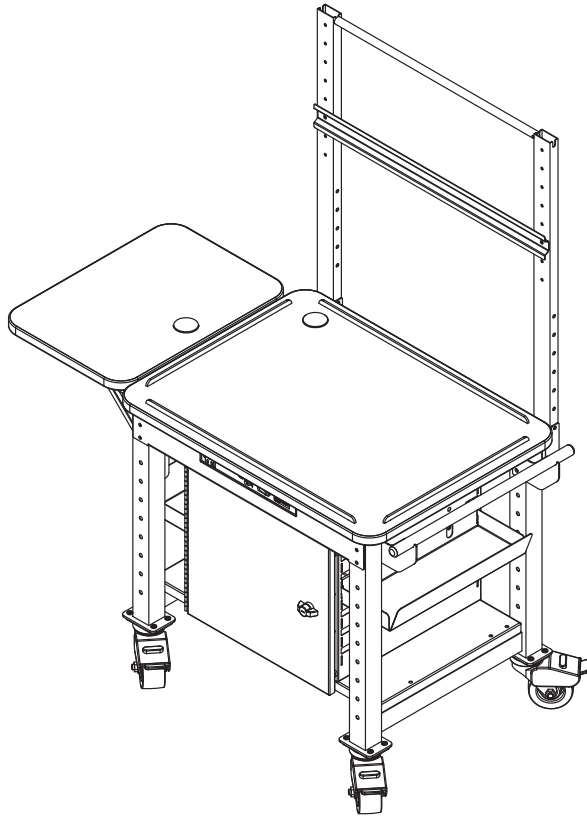
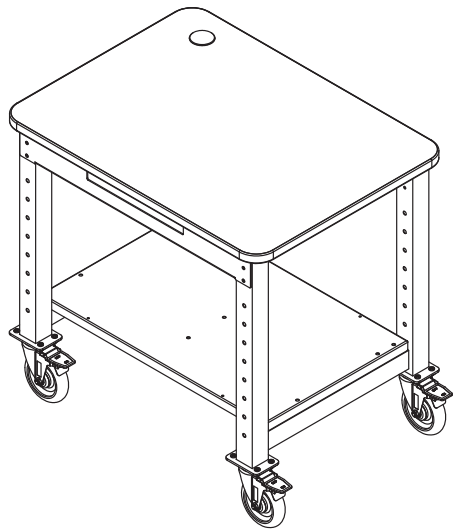


# 3D2GO™ Printer Cart

37133



**⚠ Important ⚠**

Before using this product:

- Read this manual
- Comply with all safety and operating instructions
- Ensure all parts and correct quantities are included

Any parts damaged during shipment must be reported within 5 days of receipt. To report information regarding missing parts or damage, to purchase parts or accessories, or if you have any questions, please contact us.

*Thank you for purchasing Spectrum products!*

Spectrum Industries, Inc  
925 First Avenue, Chippewa Falls, WI 54729 USA  
800 235 1262  
715 723 6750  
www.spectrumfurniture.com



<http://www.spectrumfurniture.com/en/products/3d2go-printer-cart>



Information



Specs



800-235-1262

## ⚠ Important Safety and Care Instructions ⚠

- Read this owner's manual before assembly or operation.
- Do not allow children to operate.
- For indoor use only. Do not install or store where it will be exposed to moisture.
- Do not block the ventilation openings.
- Do not allow anyone to sit, stand, or climb on the unit.
- Use a damp, soft-cloth, or sponge, with mild soap or detergent solution to clean dirty surfaces. Do not use harsh solvents or abrasives.
- This unit is intended for institutional use. It does not have any user-serviceable parts or user-maintenance requirements. If servicing is necessary, please contact Spectrum Industries for assistance.

**⚠ Warning** - Relocating audio and/or video equipment to furniture not specifically designed to support audio and/or video equipment may result in death or serious injury due to the furnishing collapsing or over turning onto a child.

**⚠ Warning** - Death or serious injury may occur when children climb on audio and/or video equipment furniture. A remote control or toys placed on the furnishing may encourage a child to climb on the furnishing and as a result the furnishing may tip over on to the child.

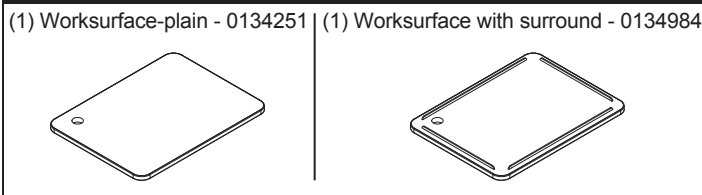
### Electrical Safety:

- Keep the power switches in the OFF position before plugging or unplugging from the wall outlet.
- Turn OFF the devices before plugging them in.
- Ensure total device / equipment load does not exceed 12-amps.
- Do not plug the power cord into an extension cord.
- Inspect the power cords for damage before each use. Do not use power cords that are damaged.
- Unplug power cord from electrical outlet by gripping the cord. Do not unplug the power cord by pulling only on the cord.
- Do not step on, drive over, drag, or place objects on the power cord.
- For added safety, plug the cart into a grounded outlet controlled by a GFI (Ground Fault Interrupter) circuit breaker.
- Damaged electrical components can create significant hazards to users and is not covered by the warranty. Repairs should always be performed by a qualified electrician.
- Electrical devices are not toys. Children are often unaware of the hazards associated with electrical devices. This unit must always be used by adults or with adult supervision.


## Components

Note: Depending on configuration ordered, not all components below may be included.

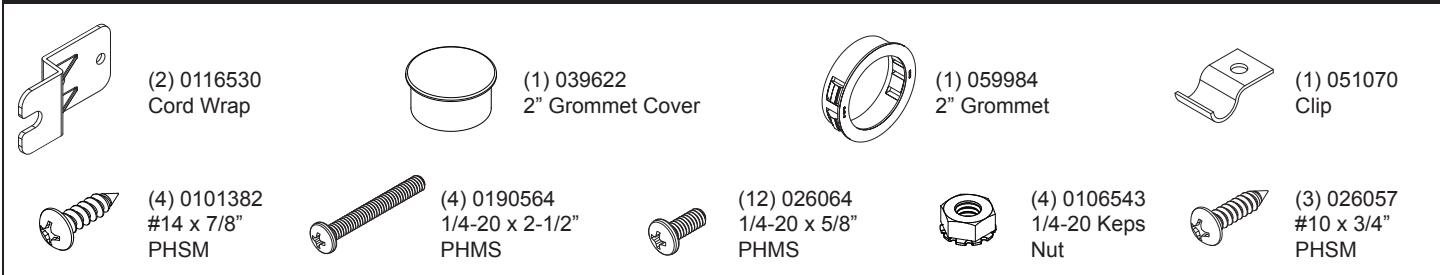
### Worksurface Option



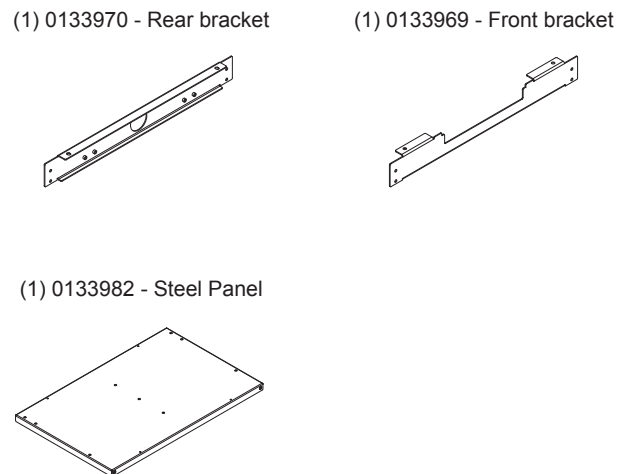
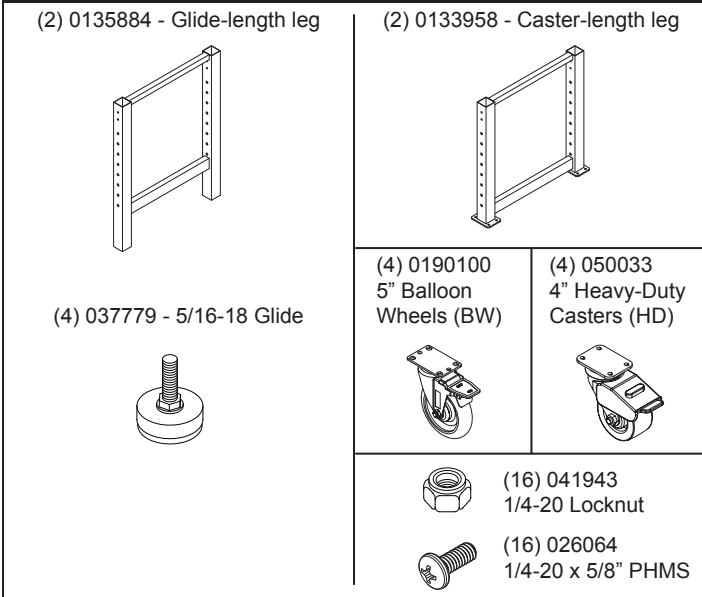
### Electrical Option



### Cart Hardware



### Leg Option

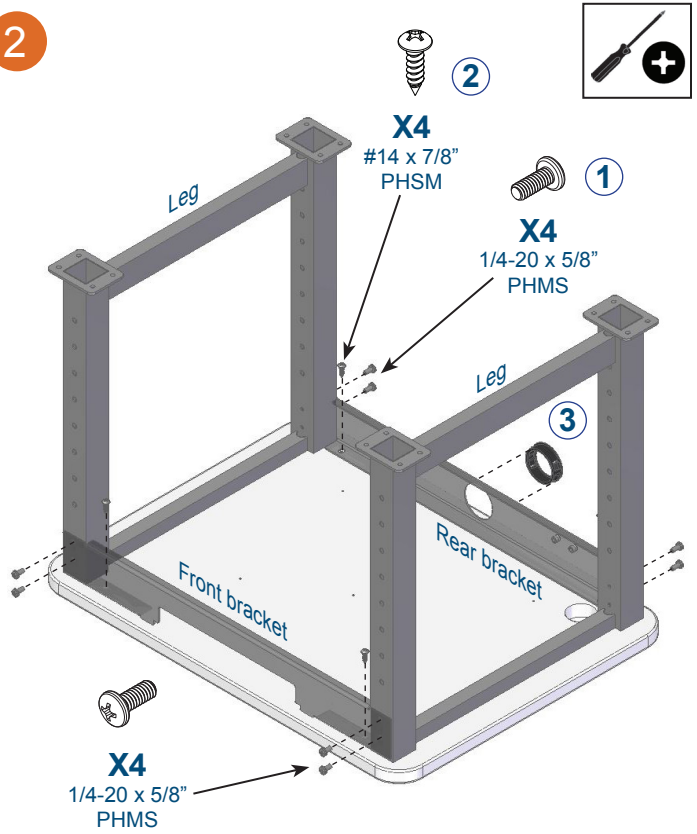


# Assembly

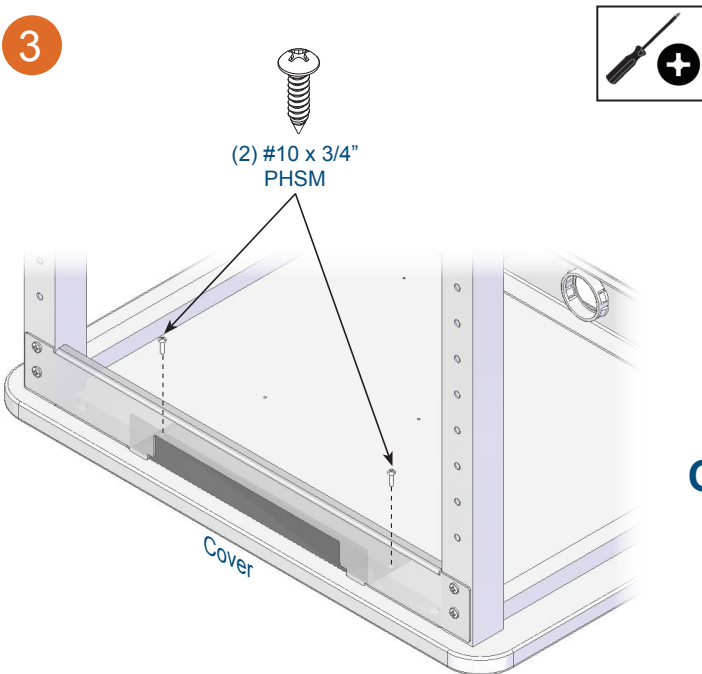
1



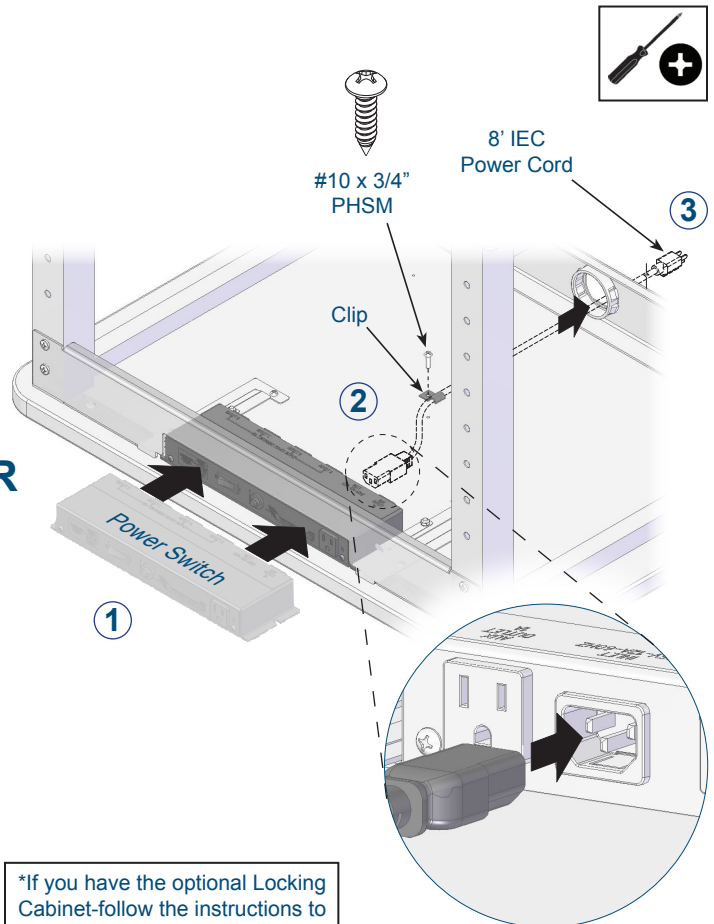
2



3

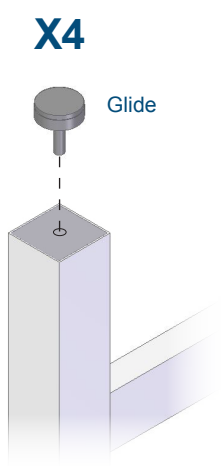


OR

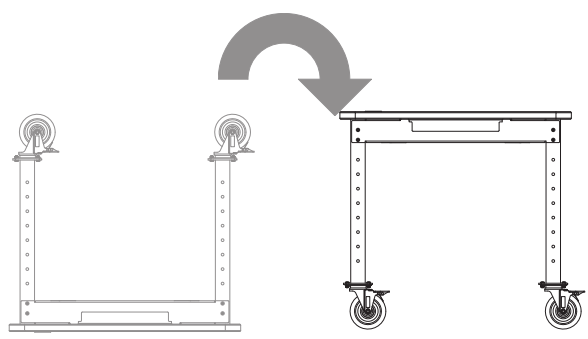


\*If you have the optional Locking Cabinet-follow the instructions to install at this point.

4

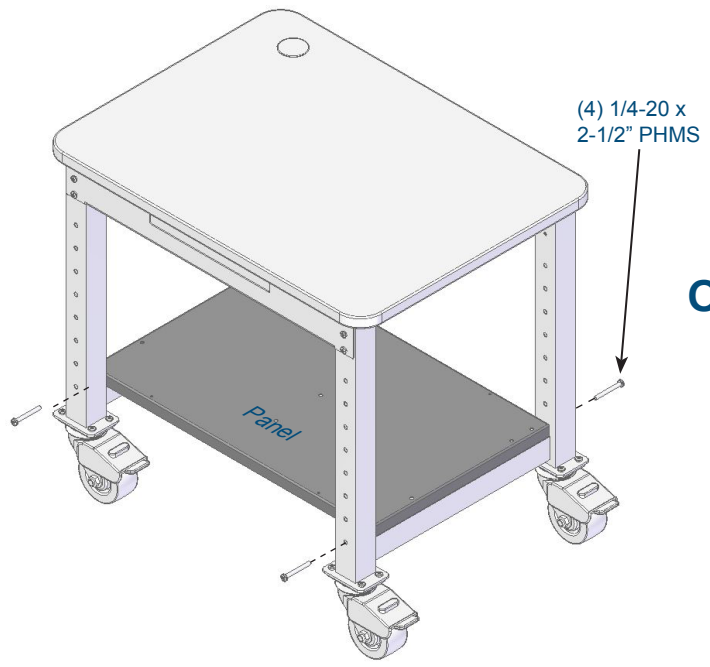


5



6

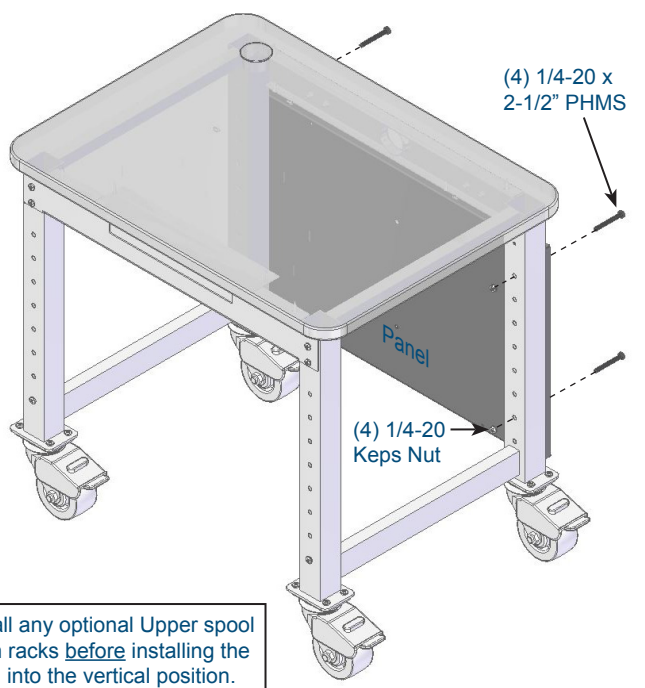
Steel Panel installed horizontally as shelf



Steel Panel installed vertically as modesty panel  
(Allows use as desk)

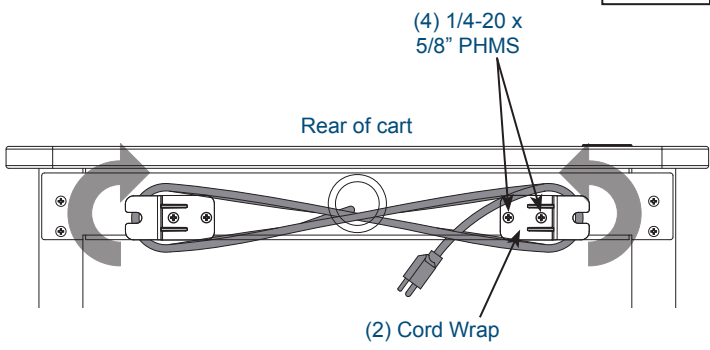


OR

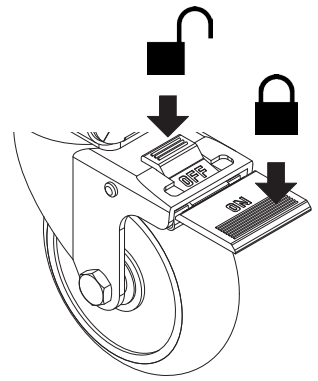


\*Install any optional Upper spool or bin racks before installing the panel into the vertical position.

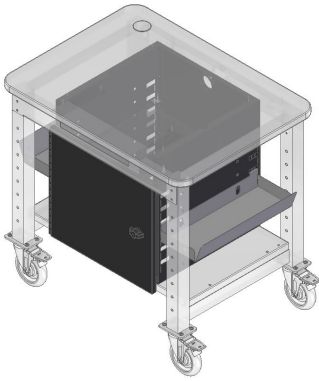
7



8

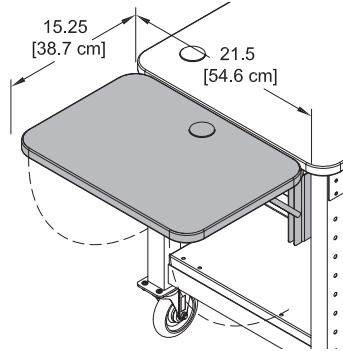


## Optional Accessories



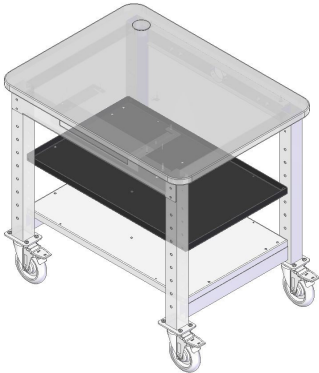
### Locking Cabinet - 37135

- Locking cabinet with rear grommets
- Provides secure storage
- 20-gauge steel cabinet
- Includes one 20-gauge internal shelf
- Includes two 16-gauge steel side bins
- Not compatible with 37136 Adjustable Shelf
- Unit weight: 23 lb [10.4 kg]
- Shipping weight: 27.7 lb [12.6 kg]



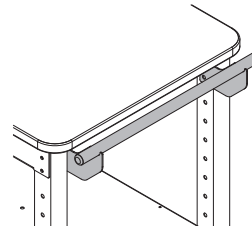
### Flip-Up Shelf - 37137

- Provides additional workspace
- Mounts on left or right (max two per unit)
- 15.25"W [38.7 cm] x 21.5"D [54.6 cm] x 1"H [2.54 cm]
- 25 lb [11.35 kg] max capacity
- Unit weight: 14 lb [6.4 kg]
- Shipping weight: 14 lb [6.4 kg]



### Adjustable Shelf - 37136

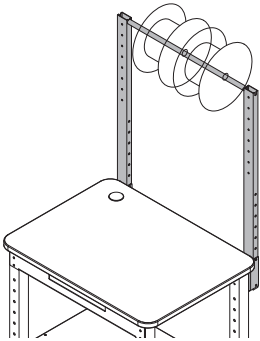
- 27.9"W [70.9 cm] x 17.75"D [45 cm] x 1"H [2.54 cm]
- 16-gauge steel
- Not compatible with 37135 Locking Cabinet
- Unit weight: 10 lb [4.5 kg]
- Shipping weight: 11.25 lb [5.1 kg]



### Handle - 37134

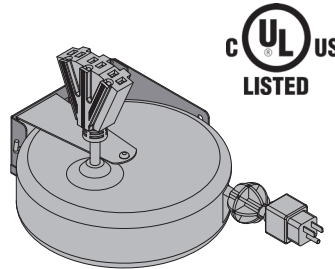
- Provides additional mobility control
- Mounts on left or right (max two per unit)
- 22"W [55.9 cm]
- Unit weight: 2 lb [.9 kg]
- Shipping weight: 2.75 lb [1.25 kg]

Note: Flip-up shelf and handle are interchangeable and can be mounted on either side.



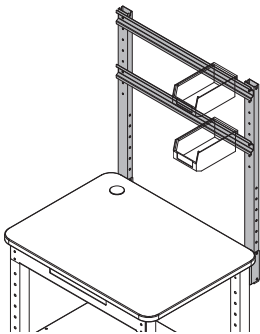
### Upper Spool Rack - 37138

- Includes uprights and one spool rack
- Provides consistent filament feed
- Adjustable height
- 25"W [63.5 cm]
- 21 lb [9.5 kg] max capacity
- Unit weight: 6 lb [2.7 kg]
- Shipping weight: 7 lb [3.2 kg]



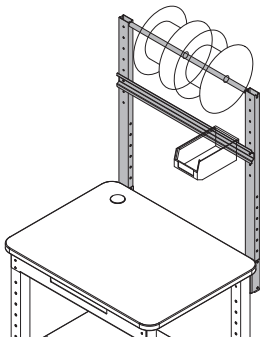
### Universal Cord Reel Kit - 99037

- Includes universal mounting bracket
- Mounts horizontally or vertically inside unit to base panel
- 15' [457.2 cm] retractable cord
- 12 AWG with breaker
- 10.8 lb [4.9 kg]



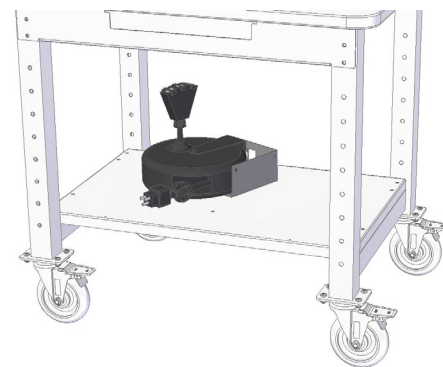
### Upper Bin Rack - 37139

- Includes uprights and two channels
- Bins not included
- Adjustable height
- 25"W [63.5 cm]
- 21 lb [9.5 kg] max capacity
- Unit weight: 6 lb [2.7 kg]
- Shipping weight: 7 lb [3.2 kg]



### Upper Spool and Bin Rack - 37140

- Includes uprights, one channel, one spool rack
- Provides consistent filament feed
- Adjustable height
- Bins not included
- 25"W [63.5 cm]
- 21 lb [9.5 kg] max capacity
- Unit weight: 6 lb [2.7 kg]
- Shipping weight: 7 lb [3.2 kg]



The cord reel is intended to provide temporary access to electrical outlets. Check local electrical codes prior to installation.

See [spectrumfurniture.com](http://spectrumfurniture.com) for the latest accessories and detailed warranty information.

# Warranty

## We will make it right for you!

Spectrum is committed to provide complete customer satisfaction. Each of our products is manufactured from the best materials available and each product is stringently monitored throughout the production process through our P.A.C.E. program (Product Assurance to meet Customer Expectations).

We expressly warrant that Spectrum products will be of good quality and workmanship and free from defect for the period set out in the warranty table below from the date of delivery. This warranty shall not apply to defects or damage resulting from misuse, abuse, neglect, improper care, modification or repair not authorized by Spectrum, or any other cause outside the control of Spectrum. Spectrum will, at its sole option, either repair or replace the defective product.

This warranty is exclusive; no other warranty, written or oral, is expressed or implied. This warranty is given by Spectrum to Buyer and to no other person or legal entity. No Spectrum dealer, distributor, agent or employee is authorized to make any modification or addition to this warranty.

**NOTWITHSTANDING ANYTHING TO THE CONTRARY, SPECTRUM WILL NOT UNDER ANY CIRCUMSTANCES BE LIABLE FOR INDIRECT OR LIQUIDATED DAMAGES, INCLUDING CONSEQUENTIAL, INCIDENTAL AND SPECIAL DAMAGES. IN NO EVENT SHALL SPECTRUM'S LIABILITY, WHETHER UNDER CONTRACT OR WARRANTY, IN TORT OR OTHERWISE, EXCEED THE PURCHASE PRICE RECEIVED BY SPECTRUM FOR THE PRODUCT AT ISSUE AND "RECALL ACTION" EXPENSES. SPECTRUM SHALL NOT BE SUBJECT TO ANY OTHER OBLIGATIONS OR LIABILITIES, WHETHER ARISING OUT OF BREACH OF CONTRACT, WARRANTY, TORT (INCLUDING NEGLIGENCE AND STRICT LIABILITY) OR OTHER THEORIES OF LAW, WITH RESPECT TO PRODUCTS SOLD OR SERVICES RENDERED BY SPECTRUM, OR ANY UNDERTAKINGS, ACTS OR OMISSIONS RELATING THERETO.**

Our Customer Service Department is ready to provide immediate attention to any questions, comments or concerns. They are available to answer your calls Monday through Friday from 7 am to 5 pm CST. In addition your product comments or concerns are welcome via e-mail at: [spectrum@spectrumfurniture.com](mailto:spectrum@spectrumfurniture.com).

Warranty Table

Item	Warranty Period
Adjustable Crank / Electric Desk Legs	• 1 Year
Flat Panel Desk Gas Cylinders	
Chairs <ul style="list-style-type: none"> <li>• Adjustable Height Chair Parts – including frames, gas cylinders, wood and plastic parts, control handles, casters</li> <li>• Adjustable Height Chair Upholstery</li> <li>• In-Stock Upholstery</li> <li>• Graded-In Fabrics and Customer Owned Material</li> </ul>	<ul style="list-style-type: none"> <li>• 7 Years</li> <li>• 2 Years</li> <li>• 2 Years</li> <li>• No Warranty</li> </ul>
Height Adjustable Columns and Lifts	• 1 Year
General Use Casters	
Electrical (including timers and LINAK actuators)	• 2 Years
Keyboard / Mouse Trays	• 1 Year
Flat Panel Monitor Arms <ul style="list-style-type: none"> <li>• Flat Panel Monitor Arm – General Parts</li> <li>• Flat Panel Monitor Arm – Gas Cylinders</li> </ul>	• 10 Years
Desks and Lecterns <ul style="list-style-type: none"> <li>• Computer Desk Chassis</li> <li>• Cart Chassis</li> <li>• Lectern Chassis</li> </ul>	• 10 Years

