



Organize your 3D Printer and materials in one cart

A variety of options make it just the right cart for your 3D printer needs

UNIVERSAL DESIGN

- Spacious worksurface will fit the most popular 3D printers
- Storage options include choices of open shelves and locking cabinets
- Optional overhead spool rack for consistent filament feed
- Extend the life and performance of filament with enclosed storage

MOBILE, YET RUGGED

- Choice of adjustable glides for stationary cart, deluxe balloon wheels for smooth transport, or heavy duty for the most stable workstation
- Optional handle for additional mobility control
- Worksurface in high pressure laminate in a variety of colors including dry erase
- Heavy steel construction with scratch-resistant powder coat

MODULAR DESIGN

- Many options allow you to configure the cart to fit your needs
- Two electrical options available
- Available in Spectrum Expressions for over 70 color combinations



Store, secure and move all your 3D printer needs!





## Build Your Perfect Printer Cart

Questions?  
Please contact Spectrum customer service today!  
800-235-1262




Simply follow each step below to generate your 3D2GO Product Order Number.  
Record the letter or number code from each step in the corresponding boxes in this order generating chart.

3D2GO PRINTER CART	1		2	3	4	5	6	7	8
	LAMINATE	EDGE COLOR	METAL FINISH	WORKSURFACE	MOBILITY	ELECTRICAL	LOWER STORAGE	SIDE OPTIONS	UPPER STORAGE
3 7 1 3 3									

### 1 Choose Your Laminate and Edgeband Color

#### STANDARD LAMINATE COLOR EXPRESSIONS



Fusion Maple with matching Edgeband  
Graphite Talc with Black Edgeband  
Wild Cherry with matching Edgeband



ORDER CODE **FM FM** ORDER CODE **GT BK** ORDER CODE **CH CH**

#### ADDITIONAL LAMINATE COLOR EXPRESSIONS



Black with matching Edgeband  
Bronze Legacy with matching Edgeband  
Cafe' Sienna with matching Edgeband  
Chalk White Dry Erase\* with matching Edgeband  
Desert Zephyr with matching Edgeband




ORDER CODE **BK BK** ORDER CODE **BL BL** ORDER CODE **CS CS** ORDER CODE **WD WD** ORDER CODE **DZ DZ**



Gray with matching Edgeband  
Island with matching Edgeband  
Misted Zephyr with Silver North Sea Edgeband  
Navajo Red with matching Edgeband  
Pewter Mesh with matching Edgeband



ORDER CODE **GY GY** ORDER CODE **IG IG** ORDER CODE **MZ SN** ORDER CODE **NR NR** ORDER CODE **PM PM**



Royal Blue with matching Edgeband  
Steel Mesh with matching Edgeband  
White Fiesta with Black Edgeband  
Castle Oak with matching Edgeband  
Colombian Walnut with matching Edgeband



ORDER CODE **RB RB** ORDER CODE **SM SM** ORDER CODE **WF BK** ORDER CODE **CK CK** ORDER CODE **CW CW**



Empire Mahogany with matching Edgeband  
Nepal Teak with matching Edgeband  
Williamsburg Cherry with matching Edgeband



ORDER CODE **EM EM** ORDER CODE **NP NP** ORDER CODE **WC WC**

\*Additional charges will apply.


### 2 Choose Your Metal Finish

#### STANDARD METAL COLOR EXPRESSIONS



ORDER CODE **B** Black  
ORDER CODE **S** Silver Sparkle

#### ADDITIONAL METAL COLOR EXPRESSIONS



ORDER CODE **CM** Champagne Metallic  
ORDER CODE **D** Dark Gray  
ORDER CODE **LB** Light Blue



ORDER CODE **LI** Lime Green  
ORDER CODE **OR** Orange  
ORDER CODE **SR** Signal Red



ORDER CODE **BL** Spectrum Blue  
ORDER CODE **WG** Warm Gray  
ORDER CODE **UW** White



ORDER CODE **YW** Yellow



#### NEED A CUSTOM COLOR?

No problem! Laminates from most manufacturers can be used on Spectrum products! Lead times, minimum quantities and cost will vary. Contact your Spectrum Rep!

### 3 Worksurface Type

ORDER CODE **0**  
None



ORDER CODE **1** Worksurface - Plain  
ORDER CODE **2** Worksurface - Surround

### 4 Mobility



ORDER CODE **1** Glides  
ORDER CODE **3** 5" Balloon Wheel Casters  
ORDER CODE **4** 4" Heavy Duty Casters

### 5 Electrical Options




ORDER CODE **0** None  
ORDER CODE **1** Power Switch

### 6 Lower Storage




ORDER CODE **1** Regular Shelf  
ORDER CODE **2** Adjustable Shelf  
ORDER CODE **3** Locking Cabinet and Side Bins

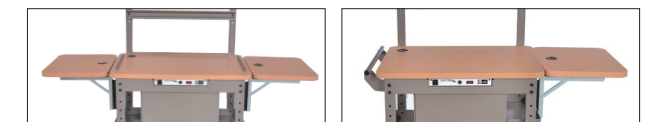
### 7 Side Options



ORDER CODE **0** None  
ORDER CODE **A** 1 Handle



ORDER CODE **B** 2 Handles  
ORDER CODE **C** 1 Flip-Up Shelf



ORDER CODE **D** 2 Flip-Up Shelves  
ORDER CODE **E** 1 Handle & 1 Flip-Up Shelf

### 8 Upper Storage



ORDER CODE **0** None  
ORDER CODE **2** Bin Rack



ORDER CODE **1** Spool Rack  
ORDER CODE **2** Bin Rack

ORDER CODE **3** 1 Spool Rack & 1 Bin Rack

**MIX 'N' MATCH**




Show your school colors, or color code your classroom!  
Pick your laminate with a complimentary edgeband!

▶ ASSEMBLY REQUIRED




RUGGED DESIGN



GREAT STORAGE OPTIONS



SMOOTH MOBILITY



QUICK COLOR CHANGES & CONSISTENT FEED



## 3D2GO Printer Cart

### PRODUCT DIMENSIONS

#### WORKSURFACE HEIGHT

30" H with 5" Balloon Wheels or Glides

29.5" H with 4" Heavy Duty Casters

### WARRANTY

10 year cart

2 year electrical

### AVAILABLE MODELS

37133 3D2GO PRINTER CART (BASE)

### OPTIONS/ACCESSORIES

37133 3D2GO PRINTER CART (BASE)

37134 HANDLE

37135 LOCKING CABINET

37136 ADJUSTABLE SHELF

37137 FLIP-UP SHELF

37138 SPOOL RACK

37139 BIN RACK

37140 SPOOL & BIN RACK

99037 UNIVERSAL CORD REEL KIT

