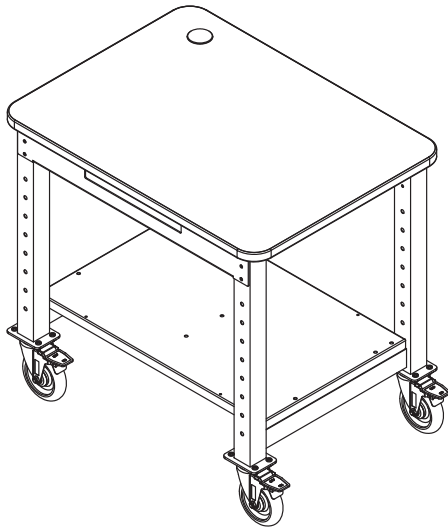
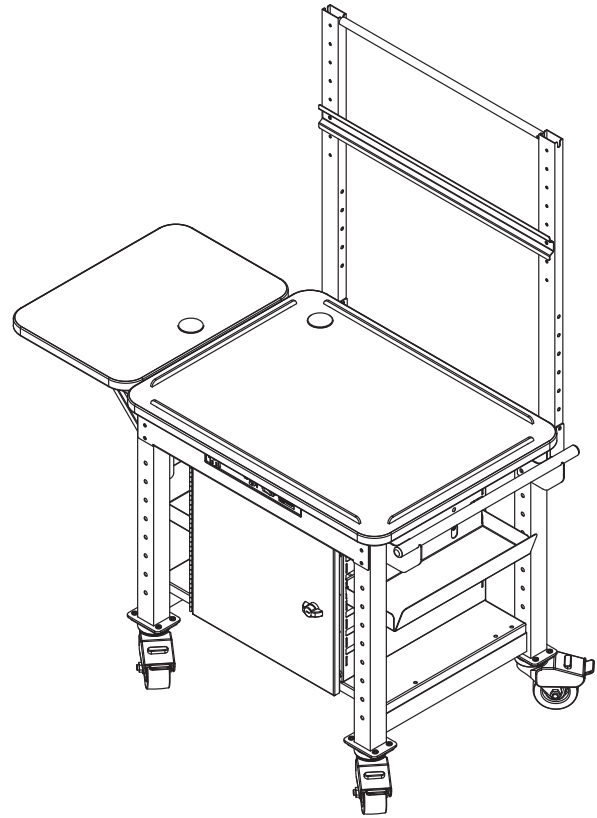


Technical Specifications

37133



Base cart with 5" Balloon Wheels



Base cart configured with 4" Heavy-Duty wheels, power switch, surround, locking cabinet, flip-up shelf, handle, upper spool and bin rack

The 3D2GO™ Printer Cart provides storage and support solutions for most 3D printers and accessories. A variety of useful options allow customization of the unit to your specific makerspace environment.

Features and Benefits

- Spacious worksurface fits the most popular 3D printers
- Durable powder coated steel chassis provides a long-lasting finish
- Scratch and impact-resistant high-pressure laminate top provides a durable worksurface (also available in chalk white dry erase laminate)
- Available stationary with glides or mobile with casters
- Cable grommet on worksurface provides cable access
- Cable grommet keeps wires and cords organized
- Worksurface vinyl edging protects walls and furniture
- Steel panel can be assembled horizontally for shelf use, or vertically as modesty panel for seated use as a desk.
- Optional handle for additional mobility control
- Optional power switch provides continuous power to auxiliary devices
- Optional upper filament rack and bin rack provide additional storage for filament and other materials
- Optional enclosed locking cabinet provides secure storage
- Optional adjustable shelf
- Optional flip-up shelf provides additional workspace
- SCS Indoor Advantage Gold Certified, Meets or exceeds applicable ANSI-BIFMA test standards
- Cart ships knocked-down and requires assembly
- Warranted to be free of all defects in materials and workmanship for 10 years
- Designed and assembled in Chippewa Falls, WI, USA

Color Options

Available in Spectrum Expressions for over 70 color combinations. See spectrumfurniture.com for complete color information.

Construction

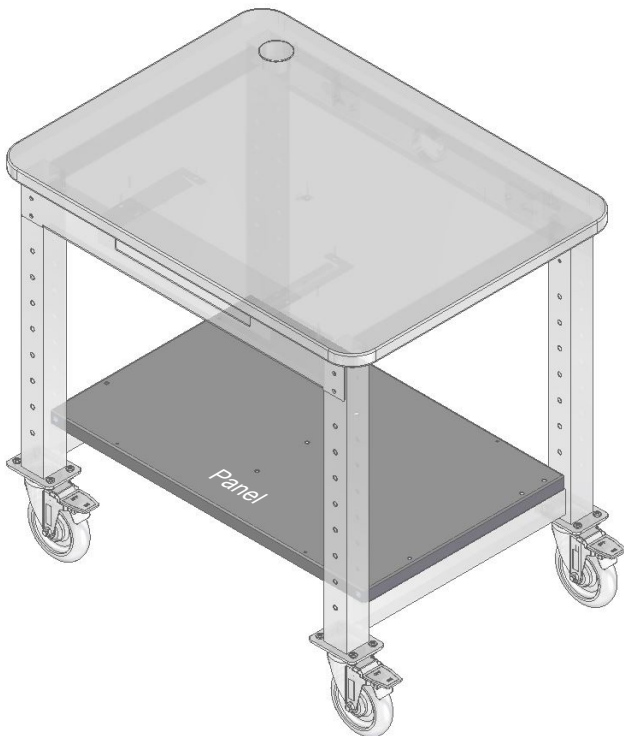
- The worksurface is constructed from 1" thick NAUF (no added urea formaldehyde) composite board with .030" high-pressure laminate on one face, and a balancing phenolic backer on the opposing face
- Metal components consist of 16-gauge steel
- Worksurface edges are covered with 3mm vinyl
- All metal components are finished with a scratch-resistant powder coat epoxy
- Each 3D2GO Printer Cart ships knocked-down and requires assembly

Specifications

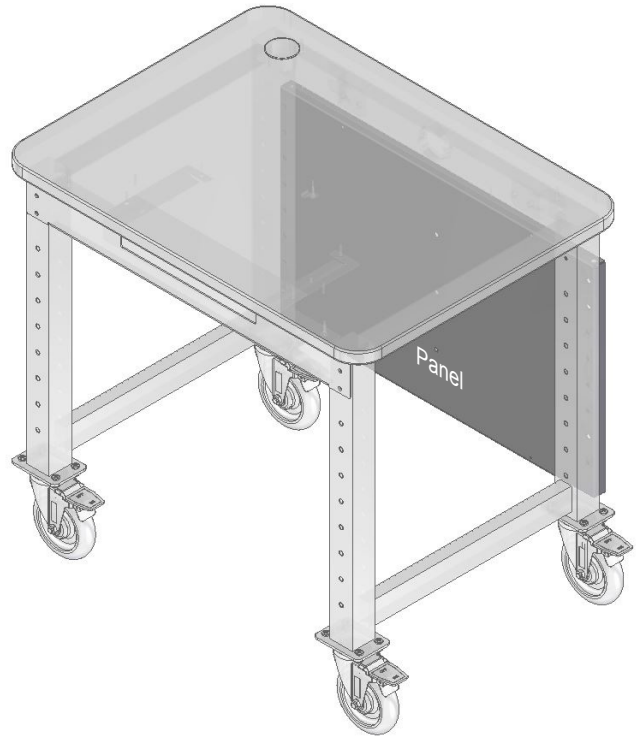
Worksurface height	30"H [76.3] (Balloon Wheels / Glides) 29.5"H [74.9 cm] (Heavy-Duty casters)
5" Balloon Wheels	Weight capacity 300 lb [136.2 kg] each
4" Heavy Duty Casters	Weight capacity 300 lb [136.2 kg] each
Unit weight (nominal)	74 lb [33.6 kg]
Shipping weight (nominal)	varies

Specifications subject to change without notice

Steel panel installed horizontally as shelf

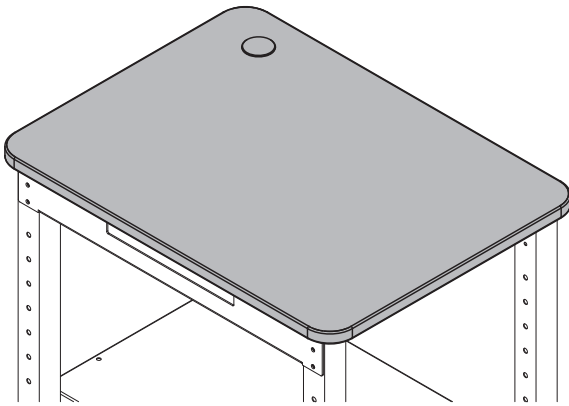


Steel panel installed vertically as modesty panel
(allows seated use as desk)

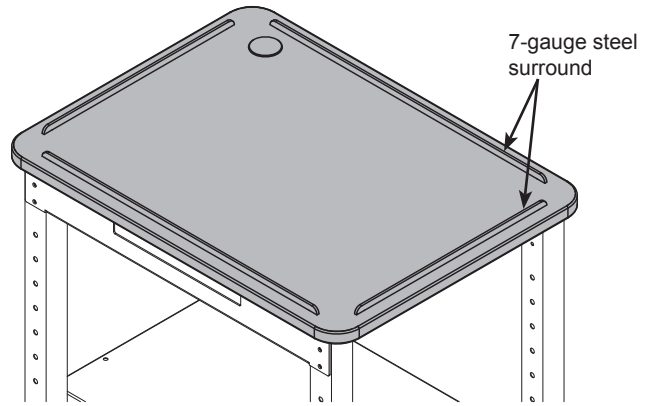


Worksurface Style

ORDER CODE 1 = Plain

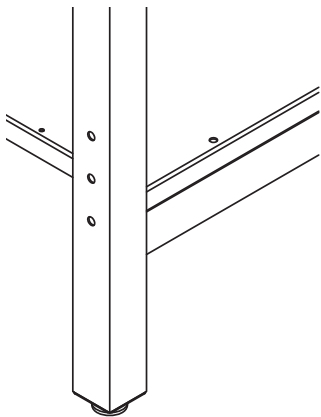


ORDER CODE 2 = Surround

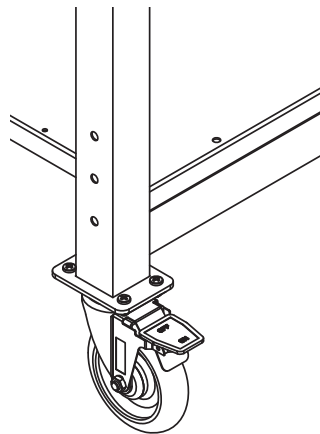


Mobility

ORDER CODE 1 = Glides

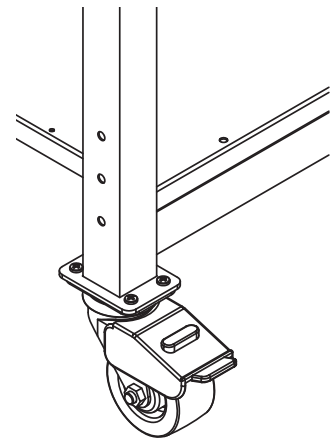


ORDER CODE 3 = 5" Balloon Wheels (BW)



Weight capacity 300 lb [136.2 kg] each

ORDER CODE 4 = 4" Heavy-Duty Casters (HD)



Weight capacity 300 lb [136.2 kg] each

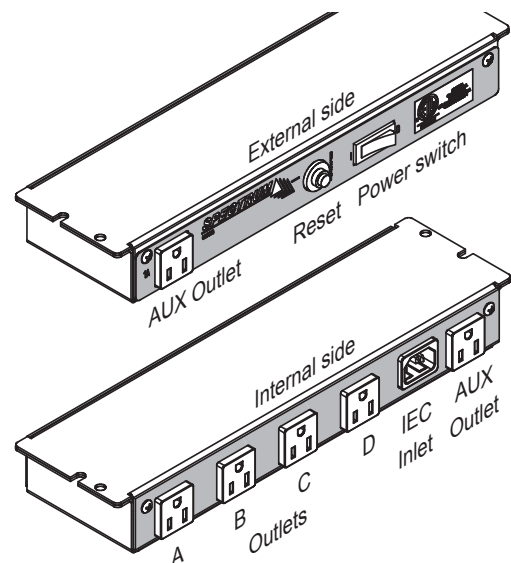
Electrical Options

ORDER CODE 0 = None

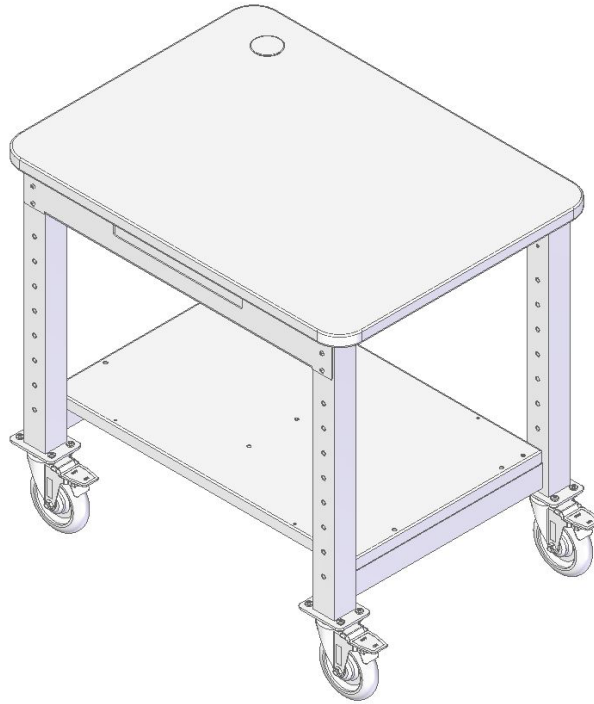
ORDER CODE 1 = Power Switch

- The Power Switch provides continuous power to A, B, C, D outlets.
- 2 auxiliary outlets (1 external, 1 internal)
- ETL recognized (certified to 60950-1)

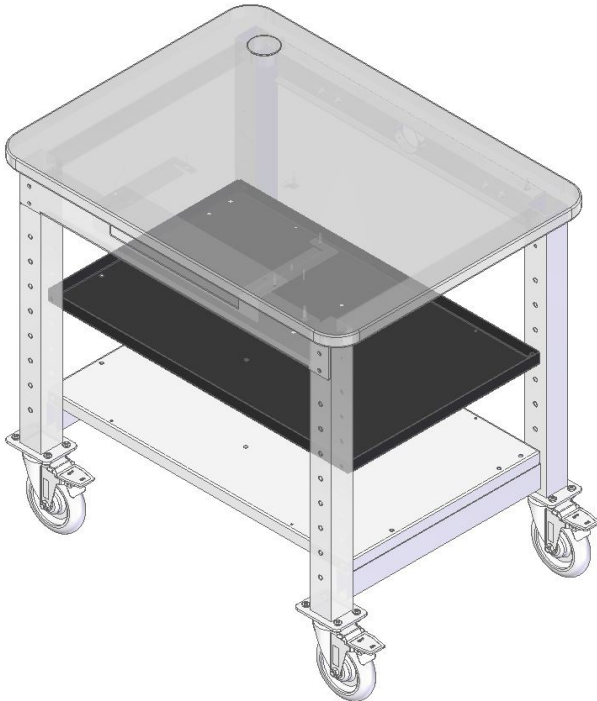
Input:	125V~/12A, 60Hz
Breaker:	15A, 250 VAC
Outlets:	(A, B, C, D) up to 10A
Auxiliary outlets:	1A each (controlled by main power switch)
Power Cord:	IEC quick-release (replaceable) 8' nominal, 14 AWG, 3-wire
Power switch:	15A (externally accessible)



ORDER CODE 1 = Regular Shelf only




ORDER CODE 2 = Adjustable Shelf



- 27.9"W [70.9 cm] x 17.75"D [45 cm] x 1"H [2.54 cm]
- 16-gauge steel
- Not compatible with Locking Cabinet (37135)
- Unit weight: 10 lb [4.5 kg]

ORDER CODE 3 = Locking Cabinet



- Internal dims: 16"W [40.6 cm] x 17.375"D [44.1 cm] x 15.88"H [40.33 cm]
- Rear grommets provide cord access
- Provides secure storage
- 20-gauge steel cabinet
- Includes one 20-gauge internal shelf
- Includes two 16-gauge steel side bins
- Unit weight: 23 lb [10.4 kg]

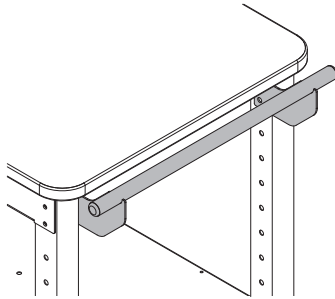
Side Options

ORDER CODE 0 = None

ORDER CODE A = (1) Handle - KD only (customer-installed)

ORDER CODE B = (2) Handles - KD only (customer-installed)

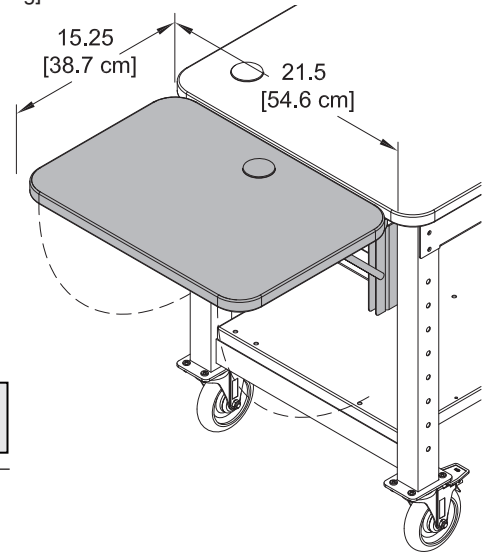
- Provides additional mobility control
- Mounts on left or right (max two per unit)
- 22"W [55.9 cm]
- Unit weight: 2 lb [.9 kg]



ORDER CODE C = (1) Flip-up shelf - KD only (customer-installed)

ORDER CODE D = (2) Flip-up shelves - KD only (customer-installed)

- Provides additional workspace
- Mounts on left or right (max 2 per unit)
- 15.25"W [38.7 cm] x 21.5"D [54.6 cm] x 1"H [2.54 cm]
- 25 lb [11.35 kg] max capacity
- Unit weight: 14 lb [6.4 kg]



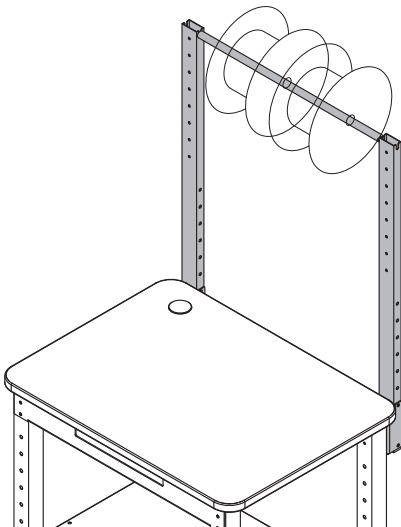
Note: One flip-up shelf, or one handle will attach to each side-not both at the same time

ORDER CODE E = (1) Handle and (1) Flip-up shelf - KD only (customer-installed)

Upper Storage

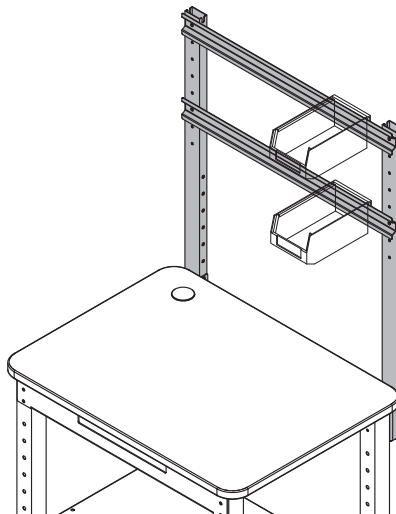
ORDER CODE 0 = None

ORDER CODE 1 = Spool Rack



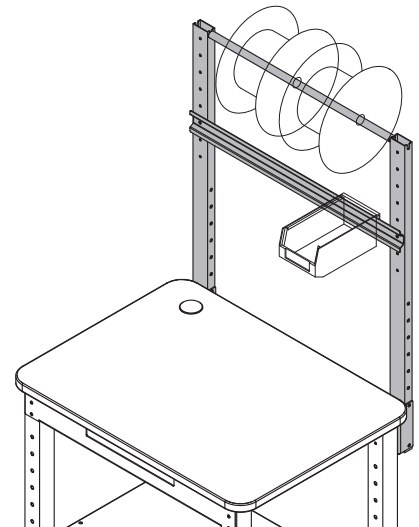
- Includes uprights and one 3/4" dia spool tube
- Provides consistent filament feed
- Adjustable height
- 25"W [63.5 cm]
- 21 lb [9.5 kg] max capacity
- Unit weight: 6 lb [2.7 kg]

ORDER CODE 2 = Bin Rack



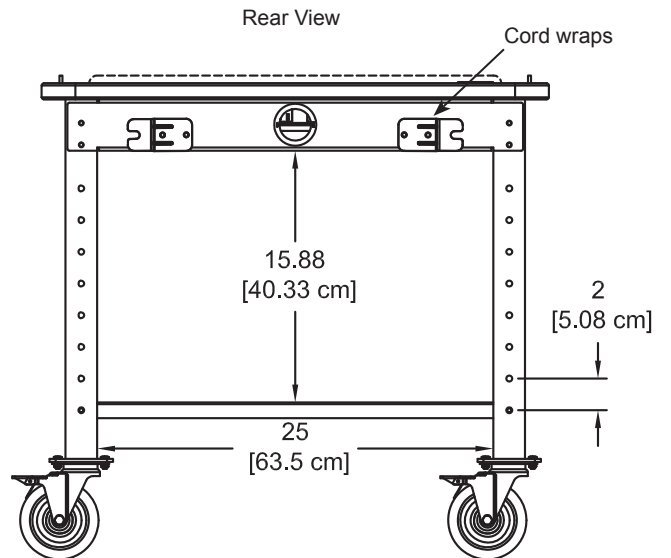
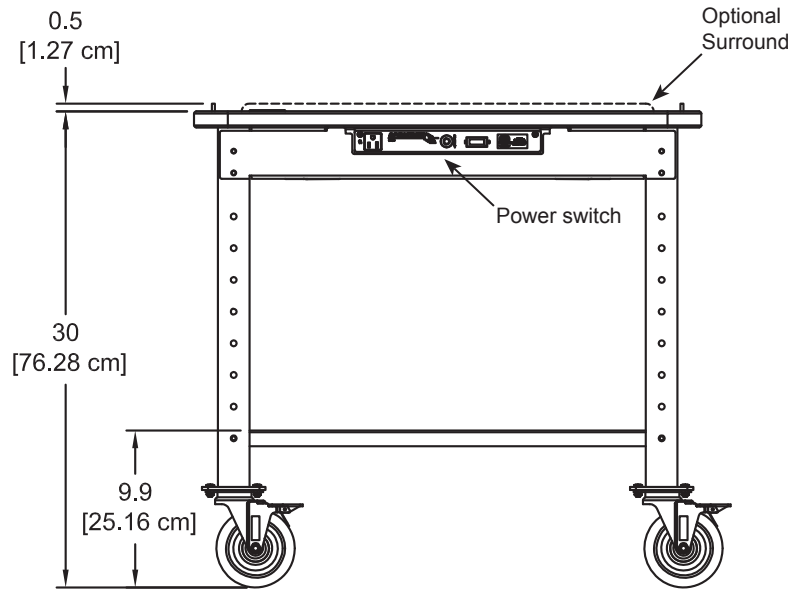
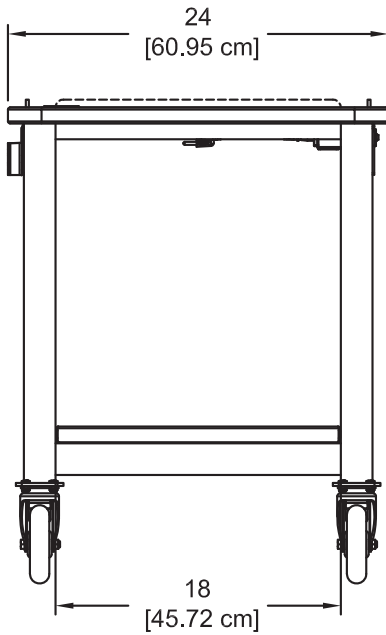
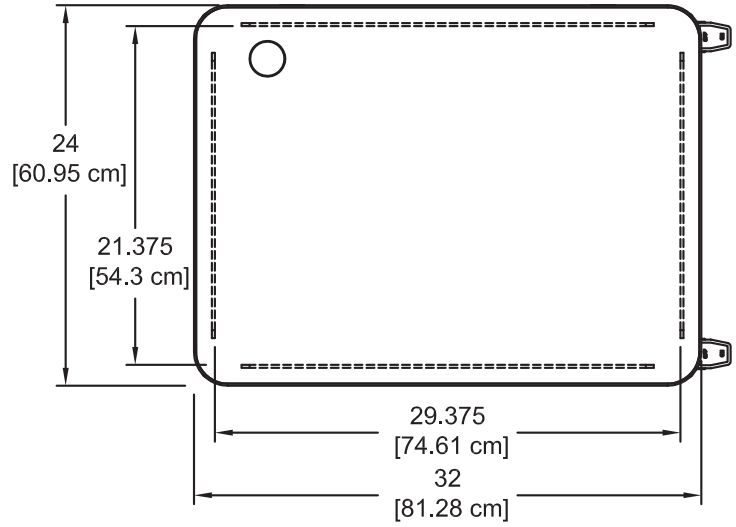
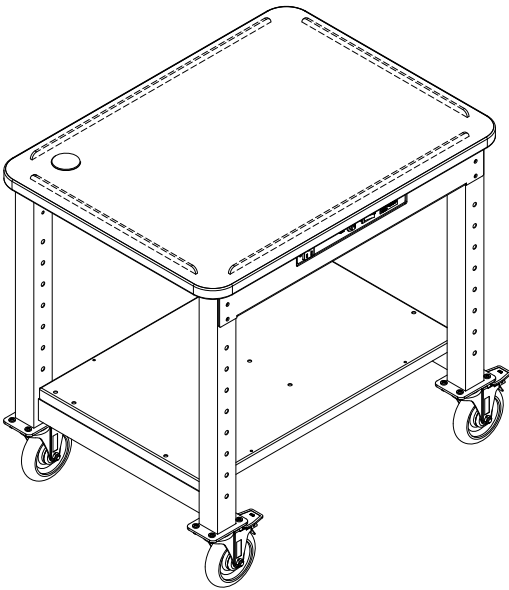
- Includes uprights and 2 bin racks
- Bins not included
- Adjustable height
- 25"W [63.5 cm]
- 21 lb [9.5 kg] max capacity
- Unit weight: 6 lb [2.7 kg]

ORDER CODE 3 = (1) Spool Rack and (1) Bin Rack




- Includes uprights, 1 bin rack, 1 spool rack
- Provides consistent spool feed
- Adjustable height
- Bins not included
- 25"W [63.5 cm]
- 21 lb [9.5 kg] max capacity
- Unit weight: 6 lb [2.7 kg]

3D2GO Cart
(shown with optional power switch)

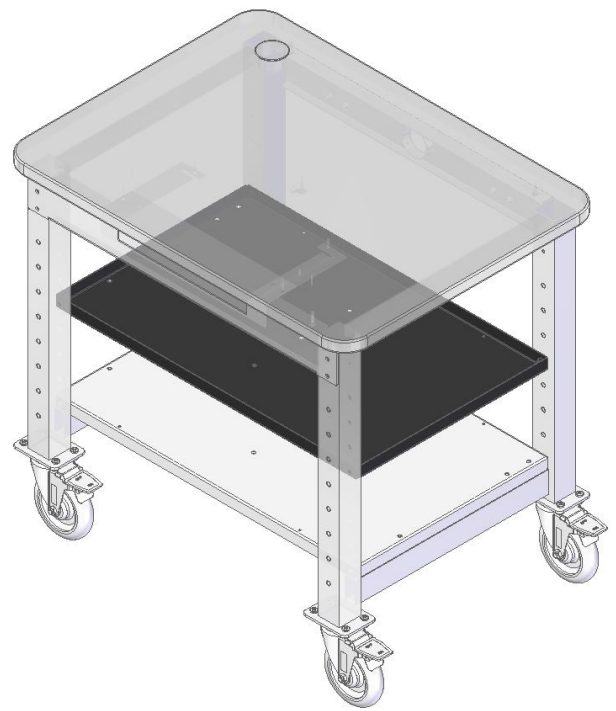


Accessories



Locking Cabinet - 37135

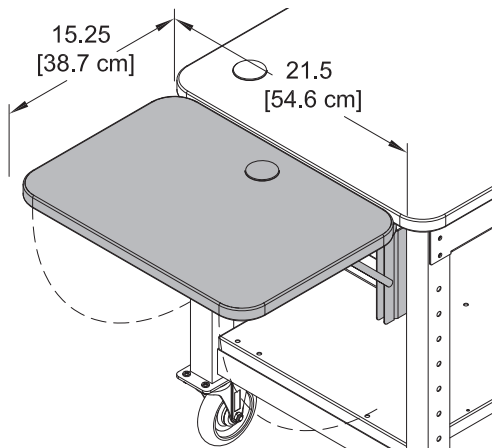
- Internal dims: 16"W [40.6 cm] x 17.375"D [44.1 cm] x 15.88"H [40.33 cm]
- Rear grommets provide cord access
- Provides secure storage
- 20-gauge steel cabinet
- Includes one 20-gauge internal shelf
- Includes two 16-gauge steel side bins
- Not compatible with 37136 Adjustable Shelf
- Unit weight: 23 lb [10.4 kg]
- Shipping weight: 27.7 lb [12.6 kg]



Adjustable Shelf - 37136

- 27.9"W [70.9 cm] x 17.75"D [45 cm] x 1"H [2.54 cm]
- 16-gauge steel
- Not compatible with 37135 Locking Cabinet
- Unit weight: 10 lb [4.5 kg]
- Shipping weight: 11.25 lb [5.1 kg]

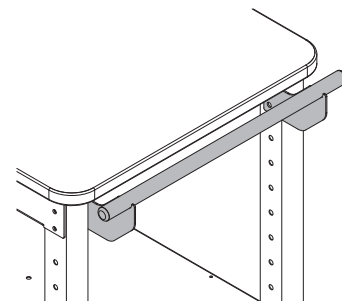
Note: Flip-up shelf and handle are interchangeable and can be mounted on either side.



Flip-Up Shelf - 37137

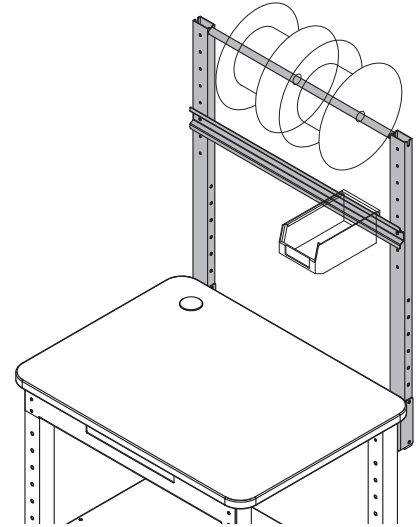
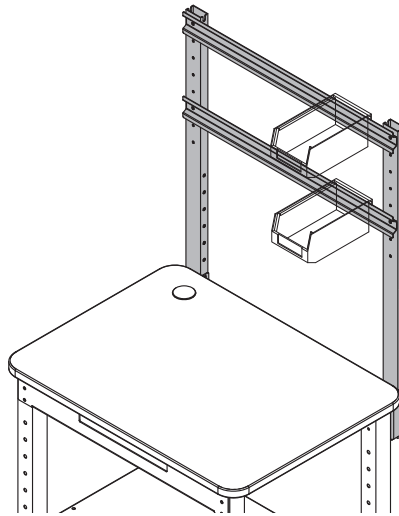
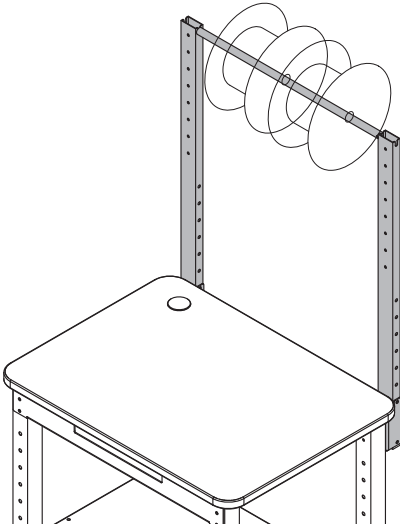
- Provides additional workspace
- Mounts on left or right (max two per unit)
- 15.25"W [38.7 cm] x 21.5"D [54.6 cm] x 1"H [2.54 cm]
- 25 lb [11.35 kg] max capacity
- Unit weight: 14 lb [6.4 kg]
- Shipping weight: 14 lb [6.4 kg]

Note: If cabinet side bins are being used with the flip-up shelf, the bin on the shelf-side must be located in a lower position to provide clearance.



Handle - 37134

- Provides additional mobility control
- Mounts on left or right (max two per unit)
- 22"W [55.9 cm]
- Unit weight: 2 lb [.9 kg]
- Shipping weight: 2.75 lb [1.25 kg]



Upper Spool Rack - 37138

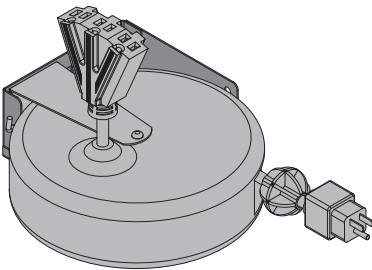
- Includes uprights and one spool rack
- Provides consistent filament feed
- Adjustable height
- 25"W [63.5 cm]
- 21 lb [9.5 kg] max capacity
- Unit weight: 6 lb [2.7 kg]
- Shipping weight: 7 lb [3.2 kg]

Upper Bin Rack - 37139

- Includes uprights and two channels
- Bins not included
- Adjustable height
- 25"W [63.5 cm]
- 21 lb [9.5 kg] max capacity
- Unit weight: 6 lb [2.7 kg]
- Shipping weight: 7 lb [3.2 kg]

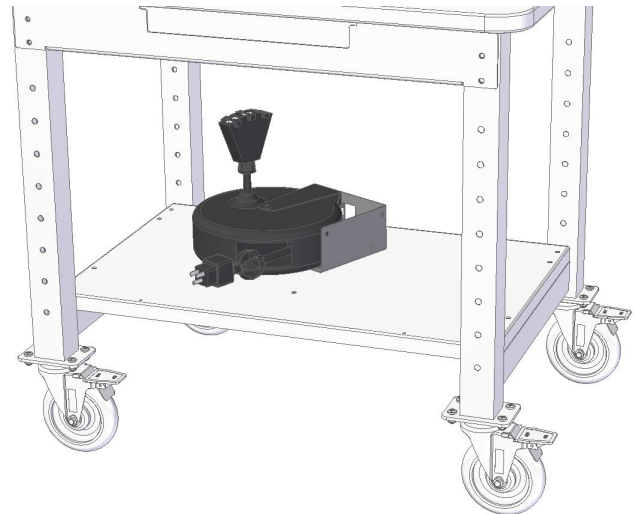
Upper Spool and Bin Rack - 37140

- Includes uprights, one channel, one spool rack
- Provides consistent filament feed
- Adjustable height
- Bins not included
- 25"W [63.5 cm]
- 21 lb [9.5 kg] max capacity
- Unit weight: 6 lb [2.7 kg]
- Shipping weight: 7 lb [3.2 kg]



Universal Cord Reel Kit - 99037

- Includes universal mounting bracket
- Mounts horizontally or vertically inside unit to base panel
- 15' [457.2 cm] retractable cord
- 12 AWG with breaker
- 10.8 lb [4.9 kg]



The cord reel is intended to provide temporary access to electrical outlets. Check local electrical codes prior to installation.

Note: The cord reel attaches to the bottom panel.

See spectrumfurniture.com for the latest accessories and detailed warranty information.

Warranty

We will make it right for you!

Spectrum is committed to provide complete customer satisfaction. Each of our products is manufactured from the best materials available and each product is stringently monitored throughout the production process through our P.A.C.E. program (Product Assurance to meet Customer Expectations).

We expressly warrant that Spectrum products will be of good quality and workmanship and free from defect for the period set out in the warranty table below from the date of delivery. This warranty shall not apply to defects or damage resulting from misuse, abuse, neglect, improper care, modification or repair not authorized by Spectrum, or any other cause outside the control of Spectrum. Spectrum will, at its sole option, either repair or replace the defective product.

This warranty is exclusive; no other warranty, written or oral, is expressed or implied. This warranty is given by Spectrum to Buyer and to no other person or legal entity. No Spectrum dealer, distributor, agent or employee is authorized to make any modification or addition to this warranty.

NOTWITHSTANDING ANYTHING TO THE CONTRARY, SPECTRUM WILL NOT UNDER ANY CIRCUMSTANCES BE LIABLE FOR INDIRECT OR LIQUIDATED DAMAGES, INCLUDING CONSEQUENTIAL, INCIDENTAL AND SPECIAL DAMAGES. IN NO EVENT SHALL SPECTRUM'S LIABILITY, WHETHER UNDER CONTRACT OR WARRANTY, IN TORT OR OTHERWISE, EXCEED THE PURCHASE PRICE RECEIVED BY SPECTRUM FOR THE PRODUCT AT ISSUE AND "RECALL ACTION" EXPENSES. SPECTRUM SHALL NOT BE SUBJECT TO ANY OTHER OBLIGATIONS OR LIABILITIES, WHETHER ARISING OUT OF BREACH OF CONTRACT, WARRANTY, TORT (INCLUDING NEGLIGENCE AND STRICT LIABILITY) OR OTHER THEORIES OF LAW, WITH RESPECT TO PRODUCTS SOLD OR SERVICES RENDERED BY SPECTRUM, OR ANY UNDERTAKINGS, ACTS OR OMISSIONS RELATING THERETO.

Our Customer Service Department is ready to provide immediate attention to any questions, comments or concerns. They are available to answer your calls Monday through Friday from 7 am to 5 pm CST. In addition your product comments or concerns are welcome via e-mail at: spectrum@spectrumspectrumfurniture.com.

Warranty Table

Item	Warranty Period
Adjustable Crank / Electric Desk Legs	• 1 Year
Flat Panel Desk Gas Cylinders	
Chairs <ul style="list-style-type: none"> • Adjustable Height Chair Parts – including frames, gas cylinders, wood and plastic parts, control handles, casters • Adjustable Height Chair Upholstery • In-Stock Upholstery • Graded-In Fabrics and Customer Owned Material 	<ul style="list-style-type: none"> • 7 Years • 2 Years • 2 Years • No Warranty
Height Adjustable Columns and Lifts	• 1 Year
General Use Casters	
Electrical (including timers and LINAK actuators)	• 2 Years
Keyboard / Mouse Trays	• 1 Year
Flat Panel Monitor Arms <ul style="list-style-type: none"> • Flat Panel Monitor Arm – General Parts • Flat Panel Monitor Arm – Gas Cylinders 	• 10 Years
Desks and Lecterns <ul style="list-style-type: none"> • Computer Desk Chassis • Cart Chassis • Lectern Chassis 	• 10 Years

