



# Compact Lectern™

## Media Manager Series

NEW



## Compact Yet Robust

Get the most out of your classroom with the smallest lectern in the Media Manager Series.

### INTEGRATOR INSPIRED

- Access from audience and presenter sides simplify integration
- Optional removable Rack Cube can be shipped to a separate location for easy benchtop integration by IT/AV staff
- Locking Instructor-Side Door can be removed for full access to rack equipment
- Standard cutouts available on Overbridge Control Console™ (OCC) for easy AV integration

### DESIGNER APPROVED

- Small footprint and durable 3" twin wheel casters are perfect for collaborative learning environment
- Superior chimney-effect ventilation
- Locking Instructor-Side Door can be adjusted to open left or right
- Removable acrylic door panel for equipment access and viewing

### FUNCTIONAL SIMPLICITY

- Lockable Audience-Side Panel has an elegantly hidden lock
- Durable metal chassis provides for a strong, long lasting lectern
- Removable Rack Cube provides 16RU front and rear for easy installation of AV equipment
- Metal skirt provides a clean look

### INSTRUCTOR PREFERRED

- Adjustable Flip-Up Shelves can be mounted left, right, or both
- Optional Instructor-Side Toe Kick Kit allows you to mount the lectern to the floor
- Optional logo panel with your choice of accent color
- Worksurface can be customized to fit your AV needs

A SMALL FOOTPRINT, AND LARGE AMOUNT OF RACK SPACE!



INNOVATIVE FURNITURE connecting you with technology™



LECTERN WITH OPTIONAL  
FLIP-UP SHELF RIGHT AND LOGO PANEL

# Build Your Perfect Lectern

Questions?  
Please contact Spectrum customer service today!  
800-235-1262




Simply follow each step below to generate your Compact Lectern Product Order Number.  
Record the letter or number code from each step in the corresponding boxes in this order generating chart.

COMPACT LECTERN					1	2	3	4	5	6	7	8	9	10	11	12	
					LAMINATE	EDGE COLOR	METAL FINISH	STYLE	DOOR	RACK	SHELF	BASE	SIDE	UPPER	LOGO	PWR	CUTOUT
5	5	2	1	2													

## 1 Choose Your Laminate and Edgeband Color

### STANDARD LAMINATE COLOR EXPRESSIONS



Fusion Maple with matching Edgeband  
Graphite Talc with Black Edgeband  
Wild Cherry with matching Edgeband


ORDER CODE **FM FM** ORDER CODE **GT BK** ORDER CODE **CH CH**

### ADDITIONAL LAMINATE COLOR EXPRESSIONS



Black with matching Edgeband  
Bronze Legacy with matching Edgeband  
Desert Zephyr with matching Edgeband  
Misted Zephyr with Silver North Sea Edgeband  
Pewter Mesh with matching Edgeband

ORDER CODE **BK BK** ORDER CODE **BL BL** ORDER CODE **DZ DZ** ORDER CODE **MZ SN** ORDER CODE **PM PM**



Steel Mesh with matching Edgeband  
White Fiesta with Black Edgeband  
Castle Oak with matching Edgeband  
Colombian Walnut with matching Edgeband

ORDER CODE **SM SM** ORDER CODE **WF BK** ORDER CODE **CK CK** ORDER CODE **CW CW**



Empire Mahogany with matching Edgeband  
Nepal Teak with matching Edgeband  
Williamsburg Cherry with matching Edgeband


ORDER CODE **EM EM** ORDER CODE **NP NP** ORDER CODE **WC WC**

Note: Color samples are approximate. All Edgeband will match your chosen laminate or as shown, unless you specify differently.

Additional Color Expressions may require additional lead time. For more details about the laminates and edgebands available and to request samples, visit [spectrumfurniture.com/expressions](http://spectrumfurniture.com/expressions).

## 2 Choose Your Metal Finish Color

### STANDARD METAL COLORS



ORDER CODE **B** Black  
ORDER CODE **S** Silver Sparkle

### ADDITIONAL METAL COLORS



ORDER CODE **CM** Champagne Metallic  
ORDER CODE **D** Dark Gray  
ORDER CODE **WG** Warm Gray  
ORDER CODE **UW** White  
ORDER CODE **BL** Spectrum Blue

## 3 Choose Your Lectern Style



ORDER CODE **B1**  
Overbridge Control Console™



ORDER CODE **P1**  
Worksurface Only




ORDER CODE **S1**  
Surround

Standard Cutouts available to support popular AV/IT Technology from major suppliers. Please visit [spectrumfurniture.com](http://spectrumfurniture.com) to configure your lectern with the cutouts you need.

**NEW**

## 4 Instructor-Side Door Option



ORDER CODE **0**  
None



ORDER CODE **1**  
Instructor-Side Door

## 5 Rack Cube Option

ORDER CODE **0**  
None

ORDER CODE **4**  
Slide-In Rack Cube

## 6 Flip-Up Shelf Option (factory installed)



ORDER CODE **2** Flip-Up Shelf, Right  
ORDER CODE **7** Flip Up Shelf Right Chalk White Dry Erase  
ORDER CODE **0** None



ORDER CODE **3** Flip-Up Shelf, Left  
ORDER CODE **8** Flip Up Shelf Left Chalk White Dry Erase



ORDER CODE **4** Flip-Up Shelf, Left and Right  
ORDER CODE **9** Flip Up Shelf Right & Left Chalk White Dry Erase

## 7 Base Style Option



ORDER CODE **00**  
No Toe Kick Kit



ORDER CODE **TK**  
Toe Kick Kit

## 8 Choose Side-Panel Style



ORDER CODE **1**  
Matching Metal Side Panel



ORDER CODE **2**  
Matching Laminate Side Panel

## 9 Upper Storage Space Option (factory installed)

ORDER CODE **0**  
None



ORDER CODE **7**  
Keyboard Tray



ORDER CODE **8**  
2RU Rack Rail

## 10 Custom Logo Panel Option (factory installed)



ORDER CODE **0**  
No Logo Panel



ORDER CODE **1** Custom Logo Panel with Matching Laminate  
ORDER CODE **3** Custom Logo Panel with Black Laminate  
ORDER CODE **4** Custom Logo Panel with White Laminate (shown)  
(Custom Logo will increase lead time and additional charges will apply)


## 11 Power Option



ORDER CODE **1**  
Power Module Black



ORDER CODE **2**  
Power Module Silver



ORDER CODE **3**  
Power Module White

ORDER CODE **4**  
PM Black & EM Wireless Charging Pad

ORDER CODE **5**  
PM Silver & EM Wireless Charging Pad

ORDER CODE **6**  
PM White & EM Wireless Charging Pad

ORDER CODE **7**  
EM Wireless Charging Pad

ORDER CODE **0**  
No Power

## 12 Custom Cutout Option

ORDER CODE **0**  
No Cutout

ORDER CODE **3**  
Overbridge Panel Custom Cutout

ORDER CODE **2**  
Worksurface Custom Cutout

Custom Cutouts will increase lead time and additional charges will apply. Work with your Spectrum Representative to specify cutout sizes and locations.

Standard Cutouts available to support popular AV/IT Technology from major suppliers. Please visit [spectrumfurniture.com](http://spectrumfurniture.com) to configure your lectern with the cutouts you need.

COMPACT



OPTIONAL REMOVABLE RACK CUBE



REMOVABLE AUDIENCE-SIDE PANEL



OPTIONAL KEYBOARD TRAY



55212 LECTERN  
SHOWN WITH OPTIONAL FLIP-UP SHELF LEFT AND RIGHT,  
2RU RACK RAIL, INSTRUCTOR-SIDE DOOR, AND TOE KICK KIT

Worksurface  
Available with  
EM Wireless  
Charging Pad!



## Compact Lectern™

### PRODUCT DIMENSIONS

LECTERN	32"W x 24"D x 41"H (to worksurface)
RACK UNITS	16RU front and rear (optional)

### WARRANTY

10 year lectern

### OPTIONS (WHEN ORDERING SEPARATELY)

55108	RACK CUBE
55109	FLIP-UP SHELF
55110	TOE KICK KIT
55111	CUSTOMIZED LOGO PANEL
55112	KEYBOARD TRAY
55113	2RU RACK RAILS
55114	PRESENTER-SIDE DOOR
96512	REPLACEMENT OVERBRIDGE PANEL
99037	RETRACTABLE CORD REEL
99057	EM WIRELESS CHARGING PAD
99058	POWER MODULE (BLACK, SILVER OR WHITE)

