
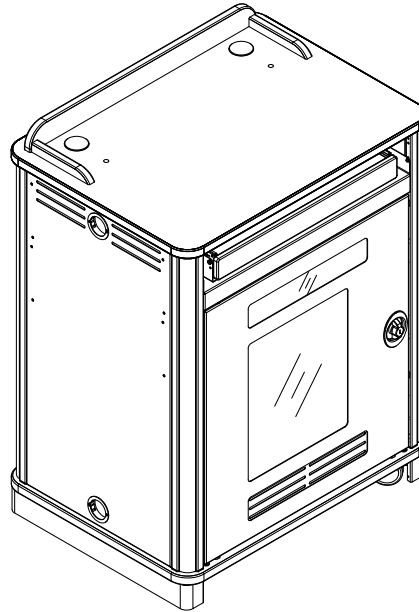


Technical Specifications

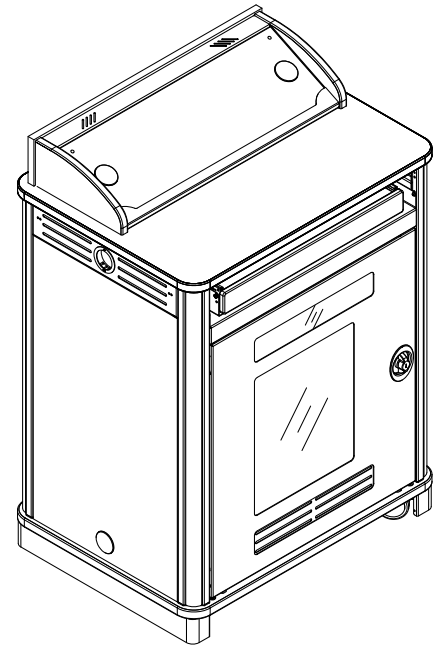
55212



Shown with plain worksurface, metal side panels, instructor-side door and keyboard tray



Shown with surround, metal side panels, instructor-side door and keyboard tray



Shown with Overbridge Control Console, laminate side panels, instructor-side door and keyboard tray

The Compact Lectern is a small-footprint lectern (32"W x 24"D) used when equipment storage is required. An optional rack cube provides 16RU of front and rear rack mounting space. A removable audience-side panel provides full internal-access. The worksurface is available in plain, surround, or overbridge versions. An optional keyboard tray is available. The lectern can be mobile with included casters, or stationary with an optional Toe Kick panel. Other options available include additional 2RU rails, rack-mount accessories (logo panel, flip-up shelves, and worksurface power module).

Features and Benefits

- Optional removable cube rack-rail mounting (16RU front and rear) simplifies installation for any equipment configuration, provides mounting capabilities for multiple cooling fans, and provides the ability to integrate equipment remotely before being installed into the lectern at a later date.
- Durable powder coated steel chassis provides a long-lasting finish
- Scratch and impact-resistant high-pressure laminate top provides a durable, useful worksurface for instructors
- 3" swivel Twin-Wheel (TW) casters provide mobility (2 locking)
- Worksurface surround provides privacy and styling
- Overbridge version allows custom cutouts and installation of presentation controllers
- Two 2" cable grommets on worksurface (two on overbridge) provide cable access to user
- Side panels are available in matching metal or laminate
- Panel under keyboard storage area provides security
- Ventilation throughout lectern helps keep equipment cool, preventing overheating, and extending device life
- Cable grommets keep wires and cords organized
- Worksurface and base panel vinyl edging protects walls and furniture
- Removable audience-side panel provides access to internal equipment
- Optional flip-up shelf provides a convenient additional worksurface (two height positions)
- Optional keyboard tray or 2RU rack rail kit can be installed under worksurface
- Optional customizable logo panel simplifies adding or changing logos
- Optional locking instructor side door provides monitoring of internal equipment, security, and can be removed via quick-release to provide full access to rack equipment. (Can be flipped to be hinged from the left or right)
- Optional Toe Kick panel with access panel is available to anchor the lectern to the floor when mobility is not necessary or required (customer-installed)
- Warranted to be free of all defects in materials and workmanship for 10 years
- Designed and assembled in Chippewa Falls, WI, USA

Color Options

Available in Spectrum Expressions colors. See spectrumfurniture.com for complete color information.

Ordering Instructions

Spectrum has designed this product to receive the useful options shown here. To ensure your options are ordered correctly please call 1-800-235-1262.

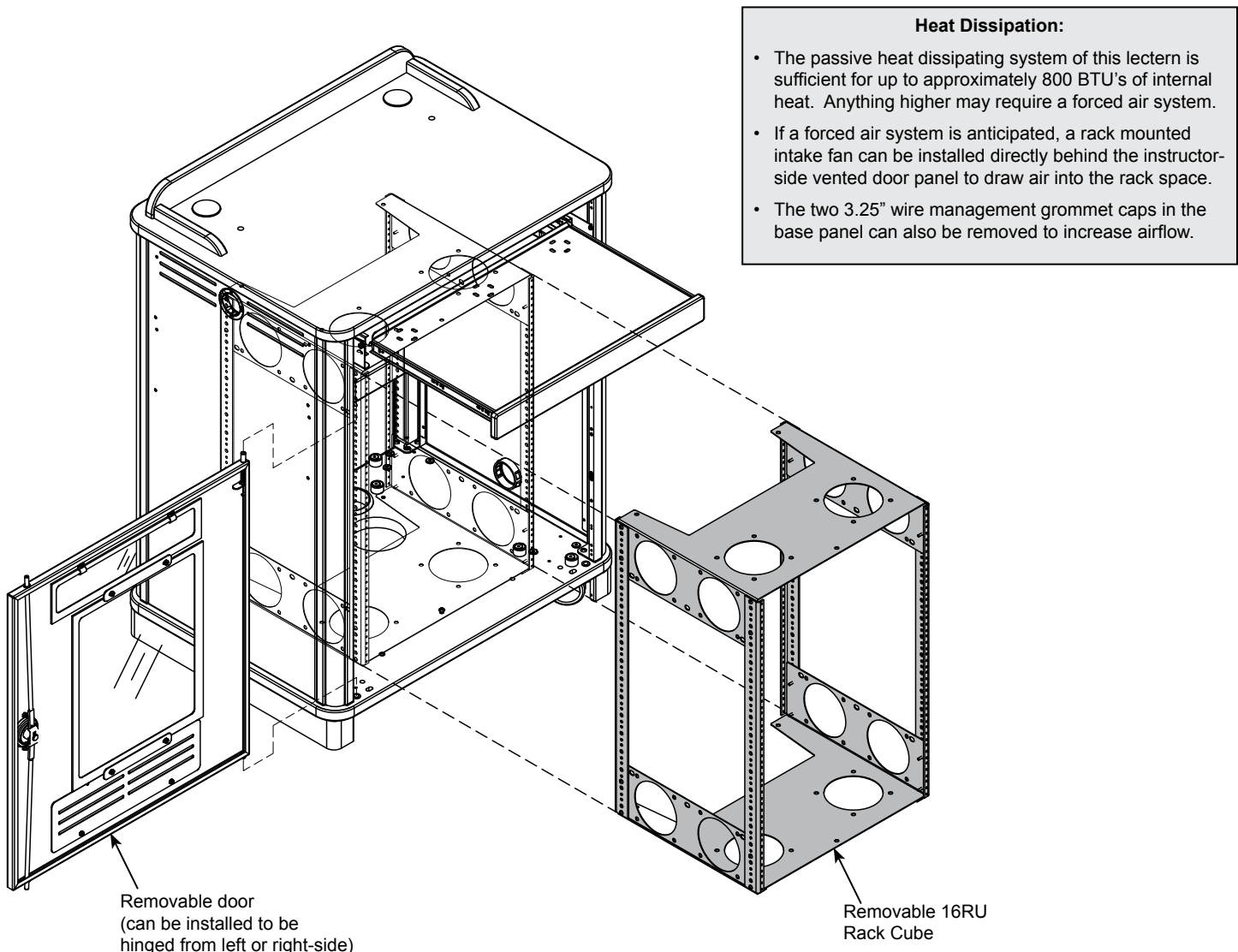
Construction

- The worksurface, base panel, and surround is constructed from 1" thick NAF (no-added formaldehyde) composite board with .030" high-pressure laminate on one face, and a balancing phenolic backer on the opposing face
- Metal components consist of 16-gauge steel
- Worksurface edges are covered with 3mm vinyl edgeband
- All metal components are finished with a scratch-resistant powder coat epoxy
- Solid wood corner trim
- Each Compact lectern is factory-assembled with casters, packaged, and shipped on its own skid. Customer-installed base skirt.

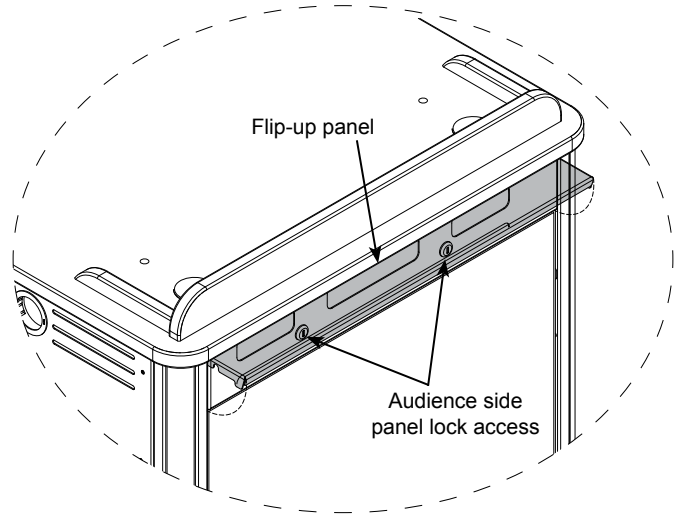
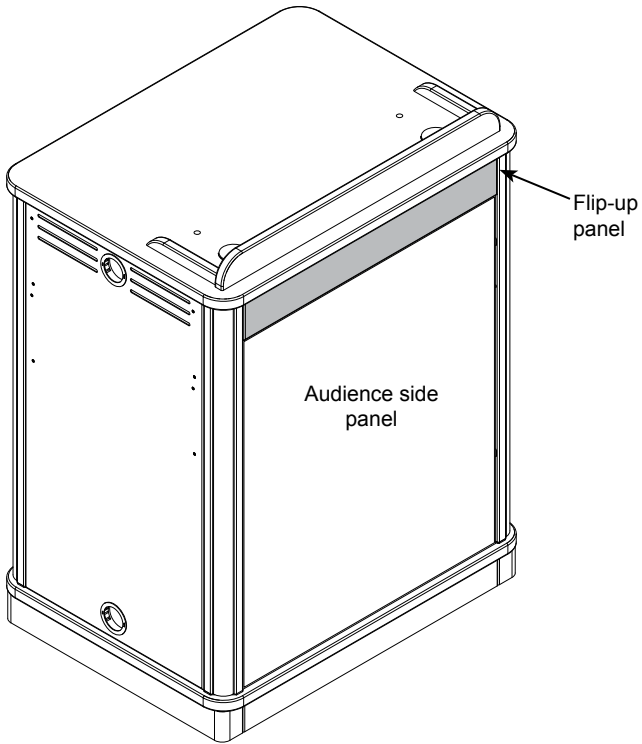
Specifications

Upper storage area (nominal)	26.57"W [67.48 cm] x 11.25"D [28.58 cm] x 4.72"H [11.98 cm]	
Lower internal area (nominal)	26.75"W [67.9 cm] x 20"D [50.8 cm] x 30.66"H [77.9 cm]	
Optional rack cube	16RU	
3" Twin wheel casters	Weight capacity 165 lb [74.9 kg] each	
Certifications / Compliance	<ul style="list-style-type: none"> • SCS Indoor Advantage Certified 	<ul style="list-style-type: none"> • Meets or exceeds applicable ANSI-BIFMA test standards
Unit weight (nominal)	140 lb [63.6 kg]	
Shipping weight (nominal)	182 lb [82.6 kg]	

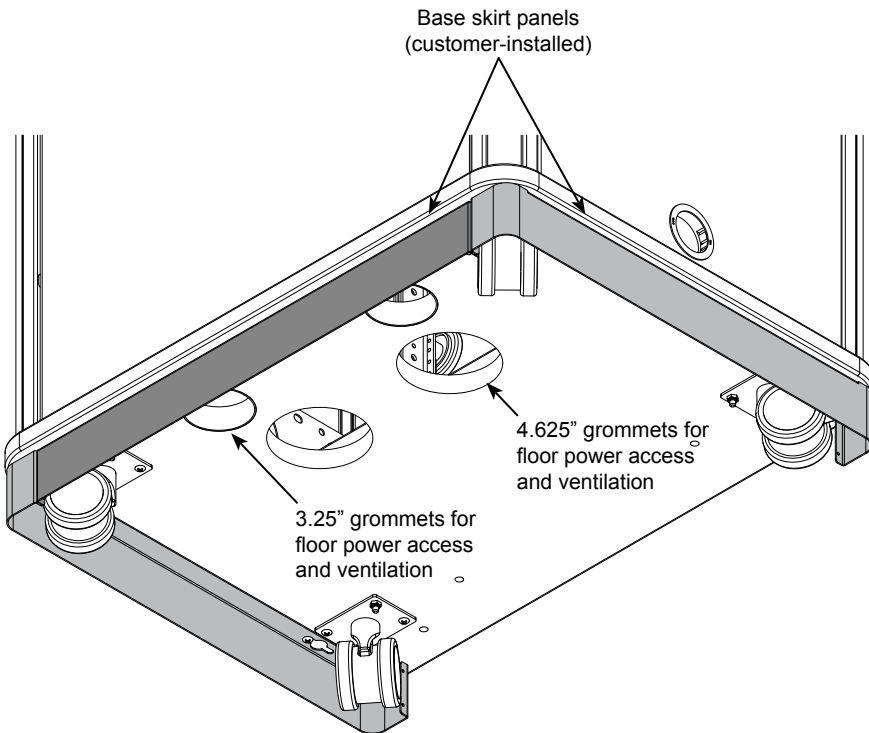
Specifications subject to change without notice



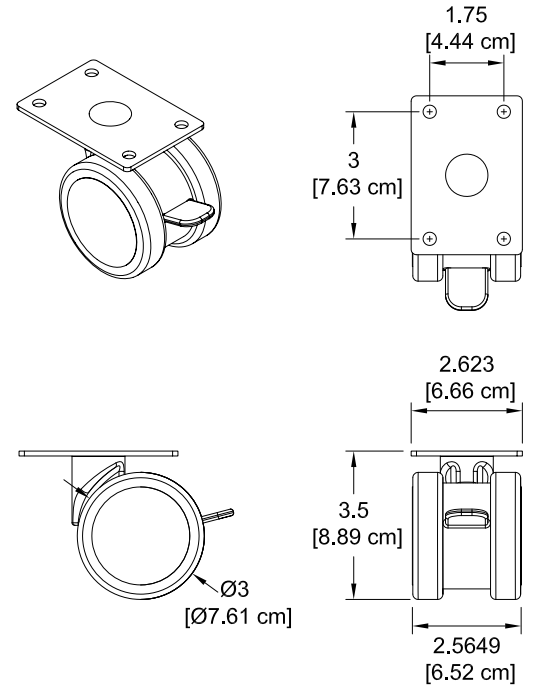
Audience-side view



Bottom view

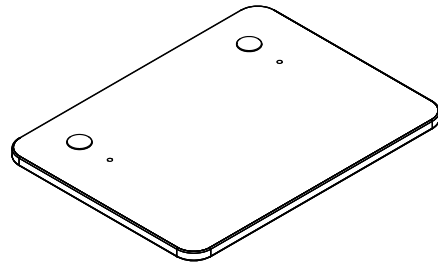


3" Twin-Wheel caster (TW)



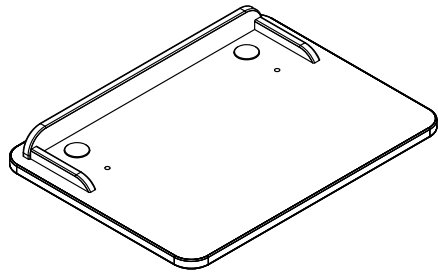
ORDER CODE P1 = Worksurface only (plain)

- Two 2" grommets (with covers)
- Two .375" holes (with plugs) for worksurface monitor arm mounting



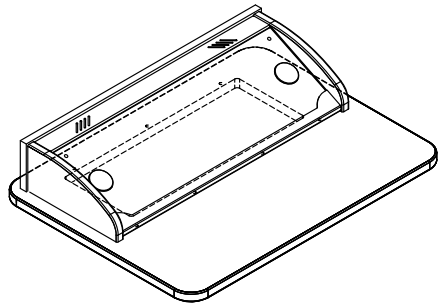
ORDER CODE S1 = Surround

- Surround
- Two 2" grommets (with covers)
- Two .375" holes (with plugs) for worksurface monitor arm mounting



ORDER CODE B1 = Overbridge Control Console™ (blank panel)

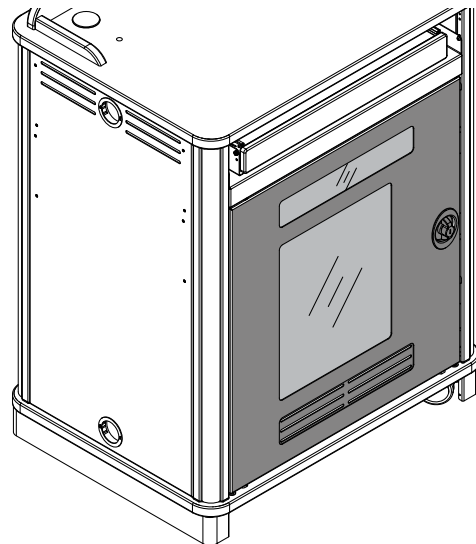
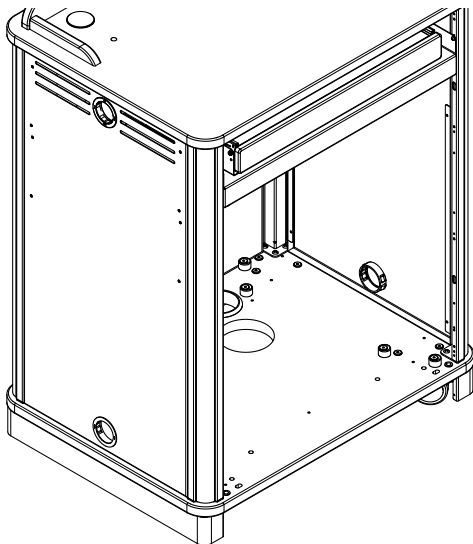
- Overbridge with blank insert panel for custom cutouts (see p.12 for dimensions) (Overbridge not available separately)
- Two 2" grommets (with covers)



Instructor-side Door

ORDER CODE 0 = None

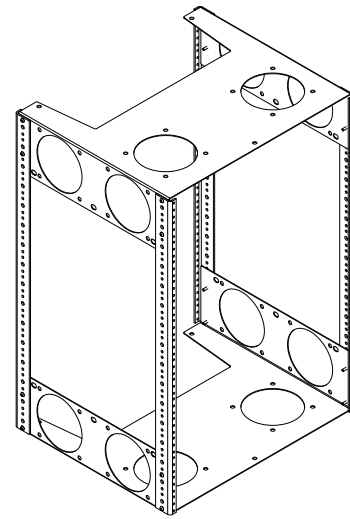
ORDER CODE 1 = Yes (matches metal color)



ORDER CODE 0 =	None
ORDER CODE 4 =	Yes

16RU Rack Cube

- One rack cube can be installed into the Compact Lectern
- Polyethylene slides on bottom for easy removal
- Clearance for optional base-mounted cord reel
- Can be secured to base panel
- Cooling fan compatible
- Color: black
- Factory-installed

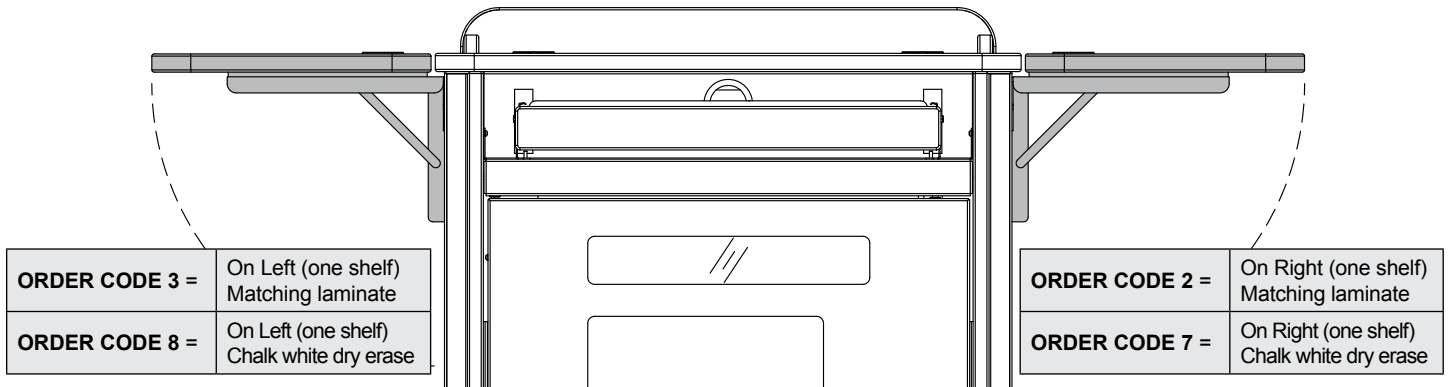


Note: If rack rail mounting is needed in the lectern, the rack cube must be specified. The lectern does not provide any rack-mount capabilities without the cube.

Rack rail:	16RU front and rear
Dimensions:	19.125"W [48.58 cm] x 16.031"D [40.72 cm] x 28"H [71.12 cm]
Mounts for cooling fans:	Compatible with most 4.7" fans with 4.13" mounting hole spacing (12 mounting locations available)
Unit weight:	16 lb [7.3 kg]

Flip-Up Shelf

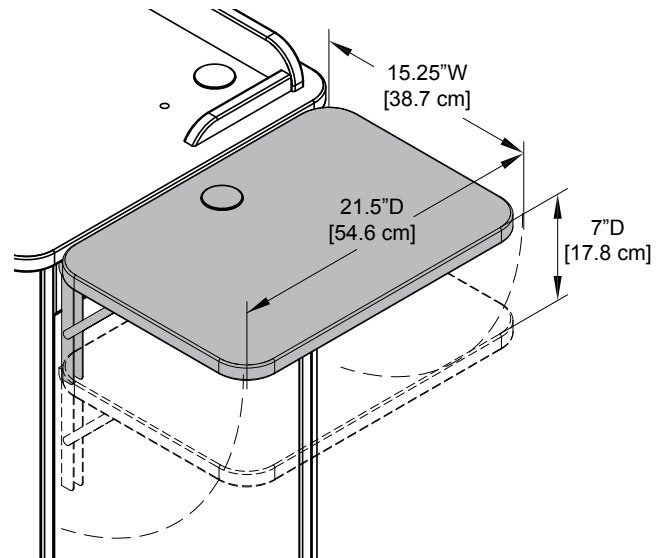
ORDER CODE 0 =	None
ORDER CODE 4 =	On both sides (two shelves) Matching laminate
ORDER CODE 9 =	On both sides (two shelves) Chalk white dry erase



Flip-Up Shelf

- Matching laminate
- Shelf hinges lock into place in the upright position
- Includes 2" grommet
- Two height-positions available
- Available in White Chalk Dry Erase laminate. Flip-up shelves configured with white laminate will have the same edgeband color as the worksurface and base panel.
- Factory-installed level with worksurface (Customer can install to lower position if necessary)

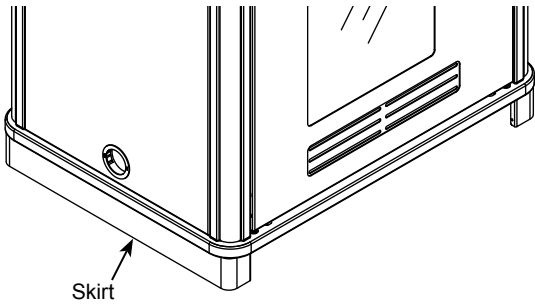
Weight capacity:	35 lb [15.9 kg]
Dimensions:	15.25"W [38.7 cm] x 21.5"D [54.6 cm] x 1"H [2.54 cm]
Height positions available:	• 41"H [104.1 cm] (level with worksurface) • 34"H [86.4 cm]



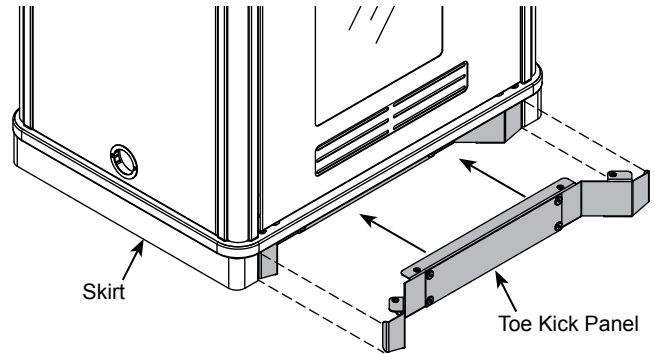
Note: Power and communication wiring for document cameras, laptop computers, and/or projectors placed on the flip-up shelf should be routed on top of the audience-side of the shelf. Use of the shelf grommet hole for wiring will result in pinching of the cords when the shelf is folded.

Base

ORDER CODE 00 = Skirt only



ORDER CODE TK = Skirt with Toe Kick Kit

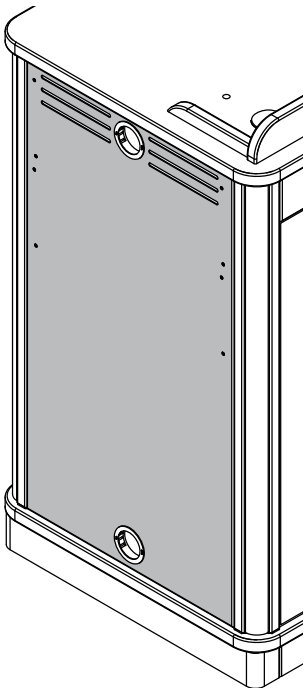


Toe Kick Kit

- Attaches to floor and lectern when mobility is not necessary or desired (floor fasteners not included)
- Conceals casters
- Includes vented access panel
- Customer-installed

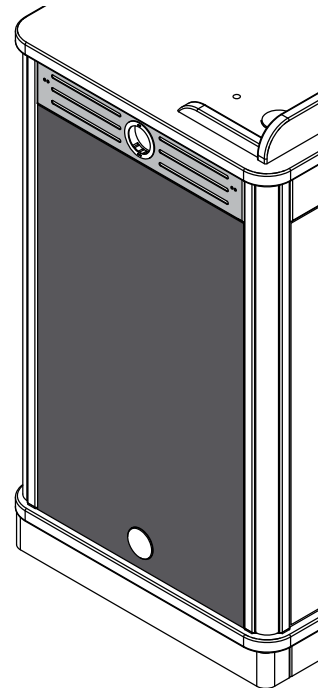
Side Panel Style

ORDER CODE 1 = Matching Metal



Venting: Metal panel has integrated vents.

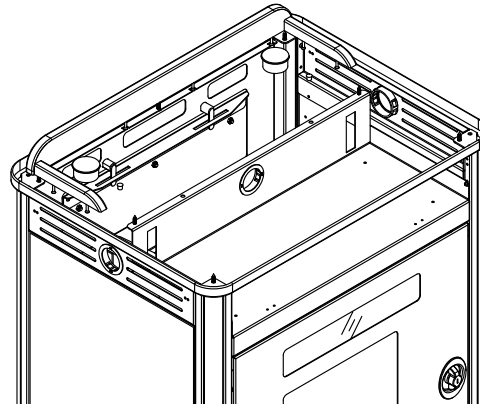
ORDER CODE 2 = Matching Laminate



Venting: The narrow vented upper metal panel and grommet holes on base panel provide airflow. The laminate panel itself does not have integrated vents.

Upper Storage Area Option

ORDER CODE 0 = None



ORDER CODE 7 = Keyboard Tray

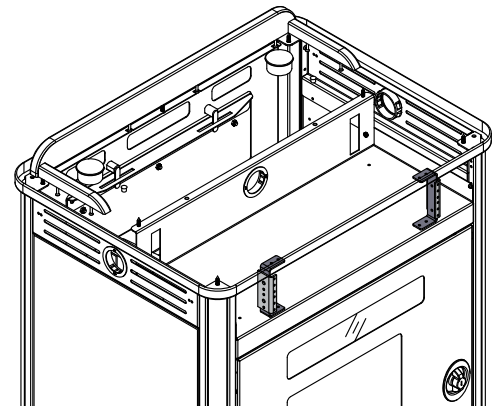
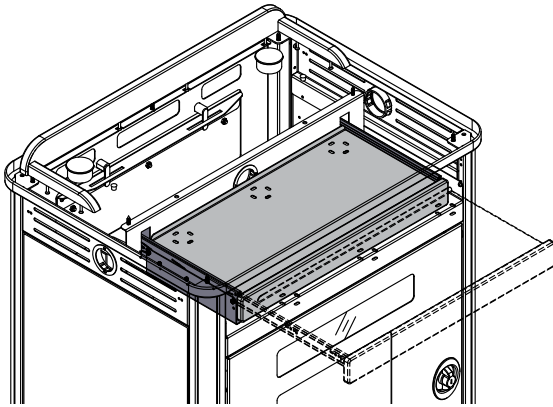
Keyboard Tray

- Installed on mid-panel
- Tray can be used as a keyboard tray or flipped and used as a storage drawer
- Wire management slots in tray

ORDER CODE 8 = 2RU Rack Rail

2RU Rack Rail Kit

- Adds an additional 2RU to lectern
- Customer-installed on mid-panel




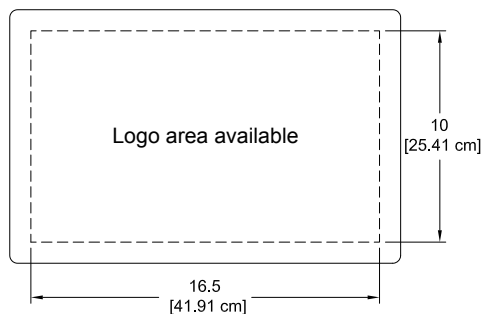
Customized Logo Panel

ORDER CODE 0 =	None
ORDER CODE 1 =	Yes (with matching laminate backer)
ORDER CODE 3 =	Yes (with black laminate backer)
ORDER CODE 4 =	Yes (with white laminate backer)

Customized Logo Panel

- Attaches to audience-side of lectern
- To get panel customized-contact Spectrum for details
- New logos require a first-time logo charge

Dimensions: 18.5"W [47 cm] x 12"H [30.48 cm]
 Available logo area: 16.5"W [41.91 cm] x 10"H [25.41 cm]



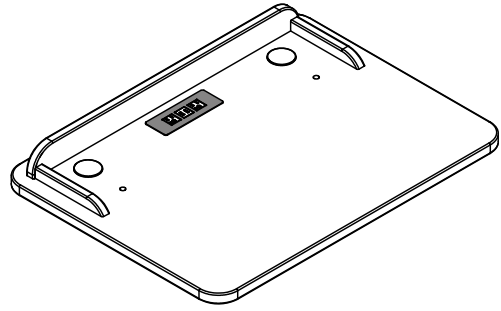
ORDER CODE 0 = None

ORDER CODE 1 = Power Module - Black

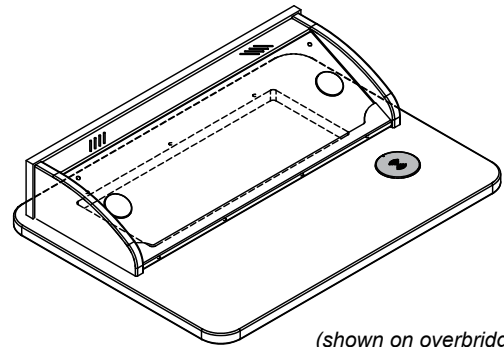
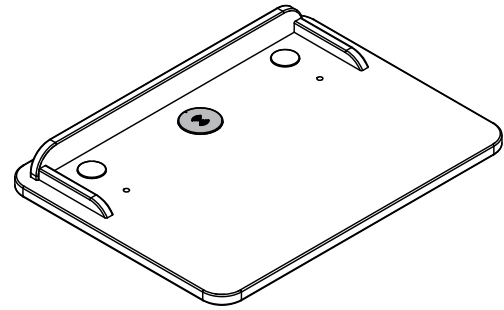
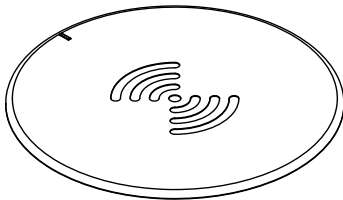
ORDER CODE 2 = Power Module - Silver

ORDER CODE 3 = Power Module - White

- Factory-installed
- (2) AC receptacles (tamper-resistant)
- (2) USB ports rated at 2.1A each (10.5 watts)
- Aluminum housing and flange
- 10' 14AWG *3C power cord
- When specified, the Power Module is centered on the audience-side edge of the worksurface
- Worksurface cutout size: 5.65"W x 1.65"D
- ETL-certified



ORDER CODE 7 = EM Wireless Charging Pad



(shown on overbridge version)

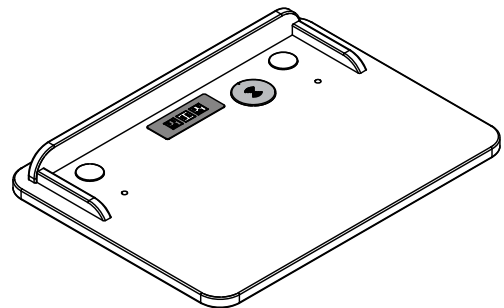
- Uses electromagnetic technology to charge Qi V1.2 compliant IC devices ("Qi" enabled)
- LED to confirm pairing / charging
- Security tab prevents theft
- Includes 3" round cutout
- UL-certified

ORDER CODE 4 = Power Module - Black & EM Wireless Charging Pad

ORDER CODE 5 = Power Module - Silver & EM Wireless Charging Pad

ORDER CODE 6 = Power Module - White & EM Wireless Charging Pad

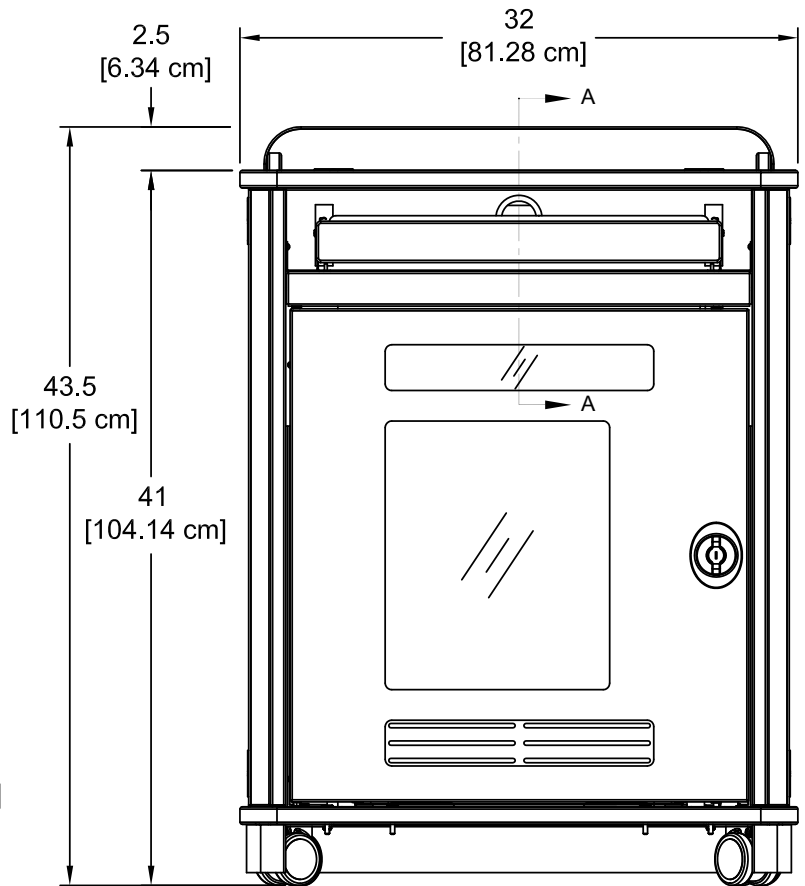
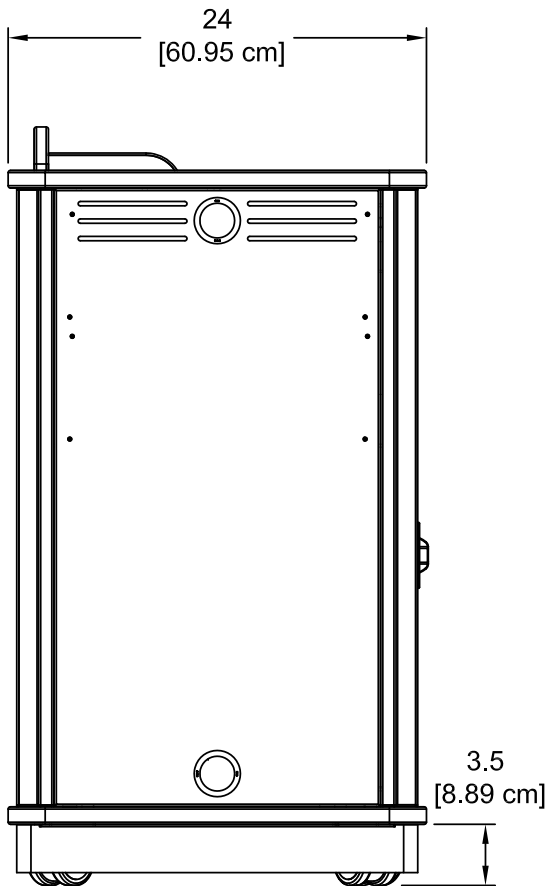
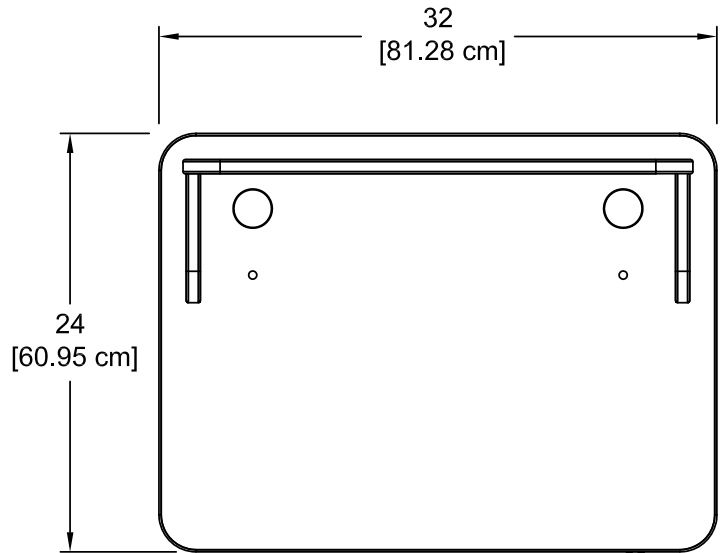

(available on plain and surround worksurface only)



Custom / Additional Cutout Request

ORDER CODE 0 =	None
ORDER CODE 2 =	Yes - in Worksurface
ORDER CODE 3 =	Yes - in OB Panel

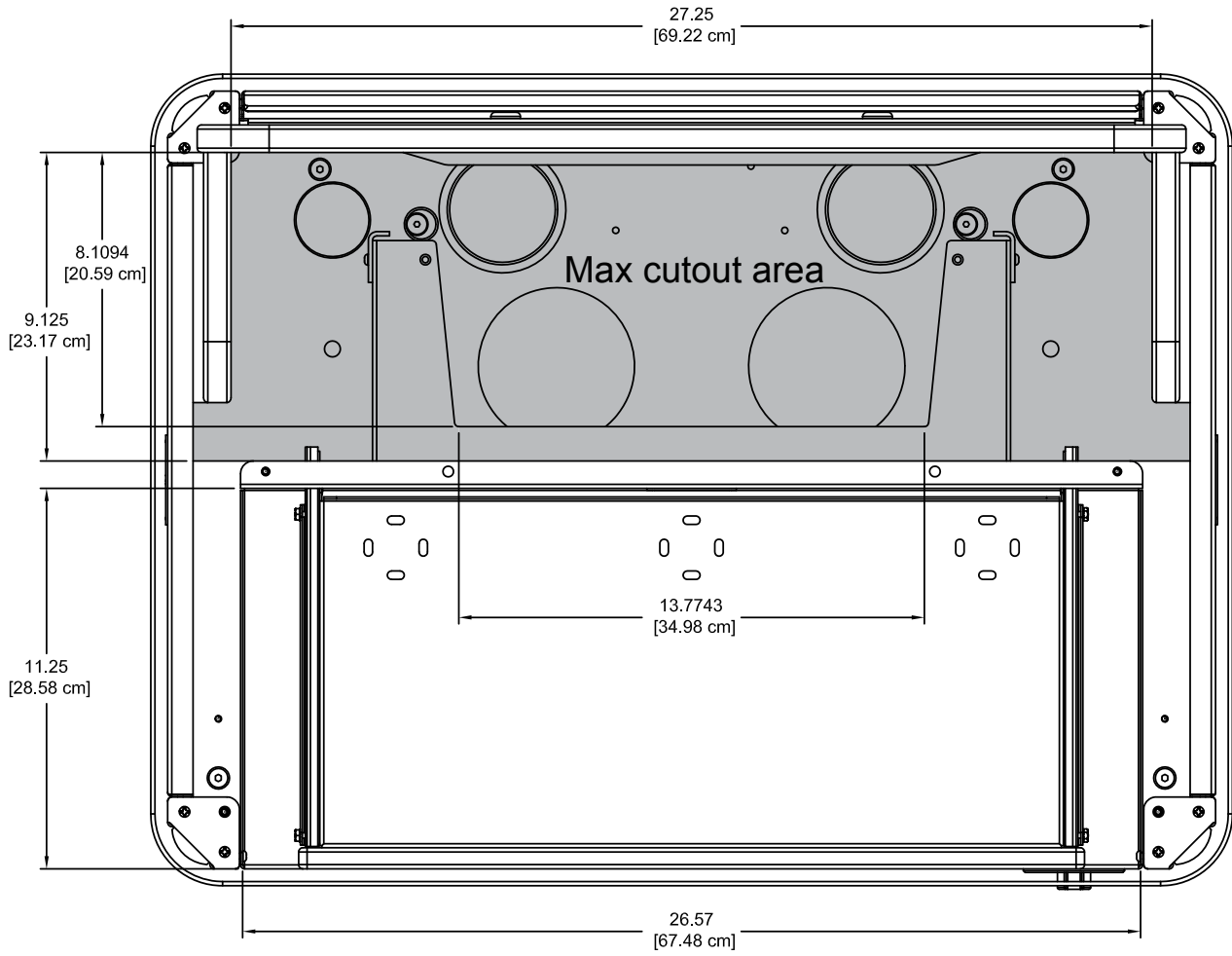
Compact Lectern with surround
(shown with optional keyboard tray)



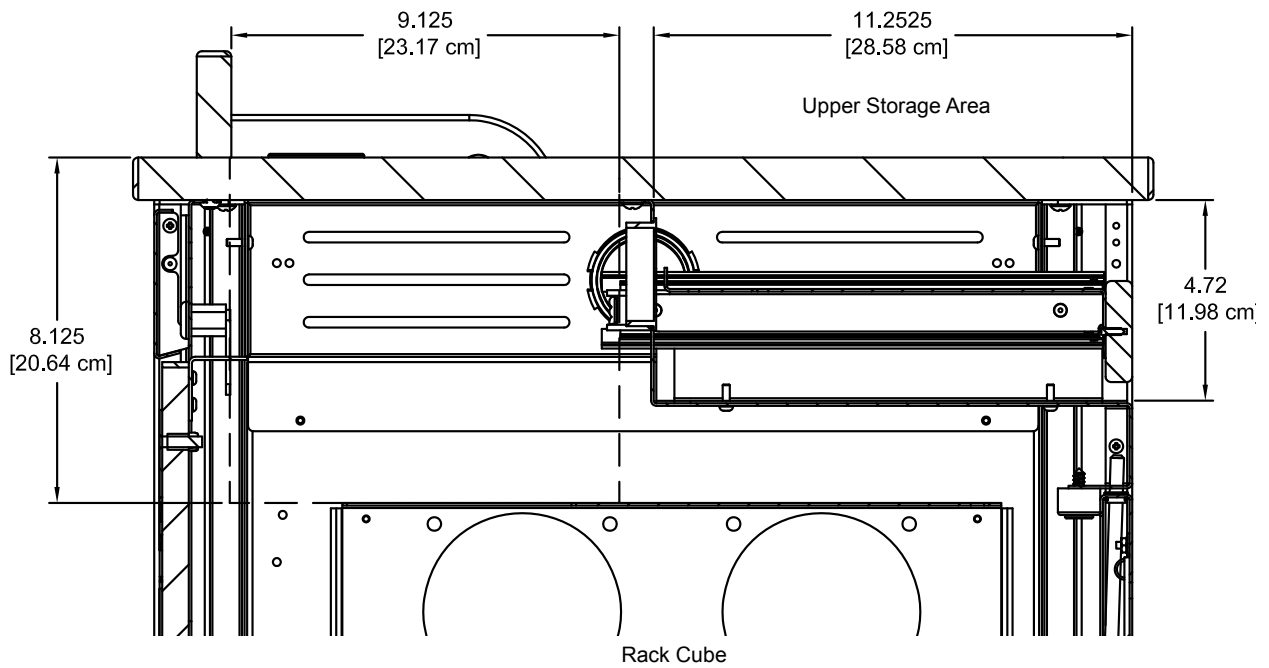
Metal side panel shown

Top View
 Surround workspace
 Max cutout area

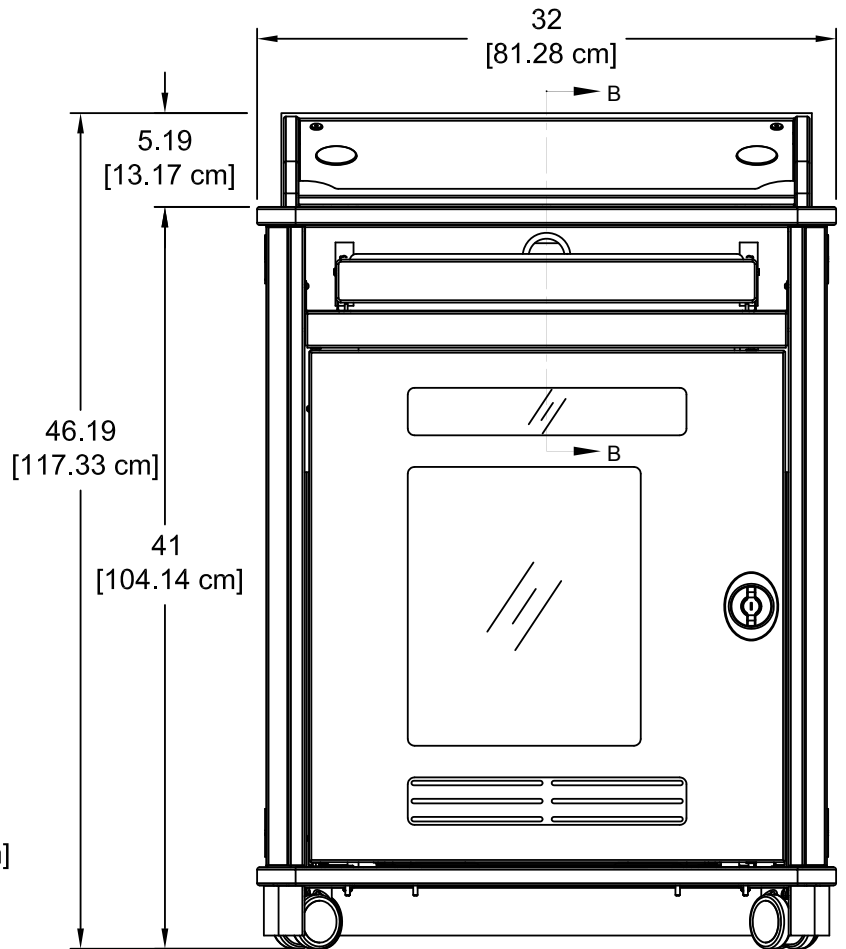
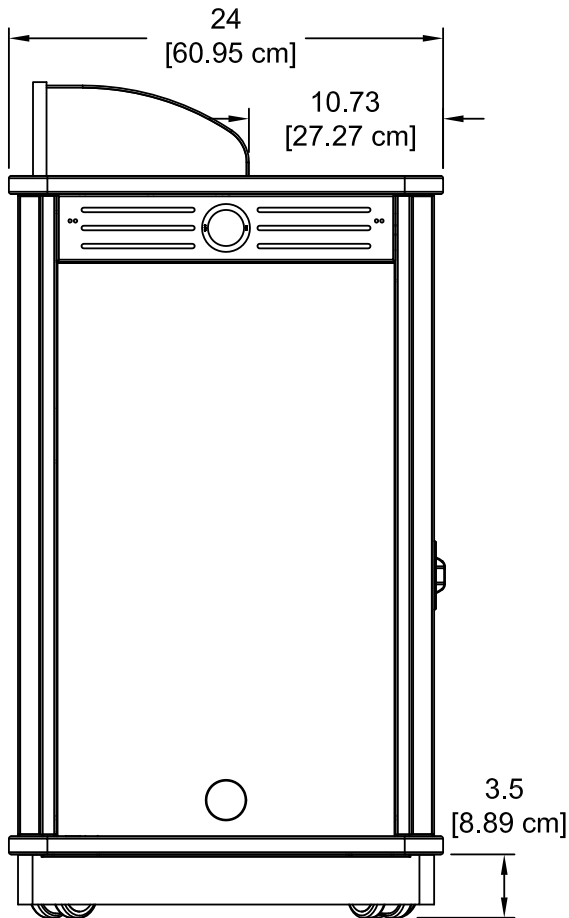
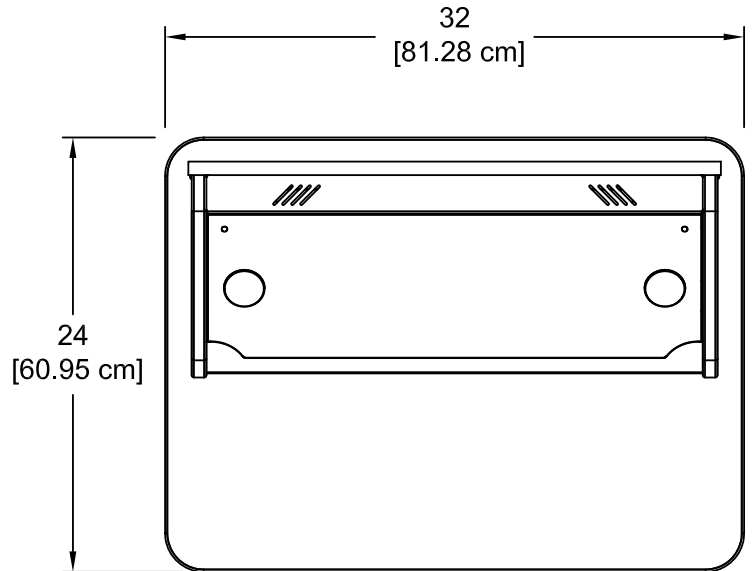
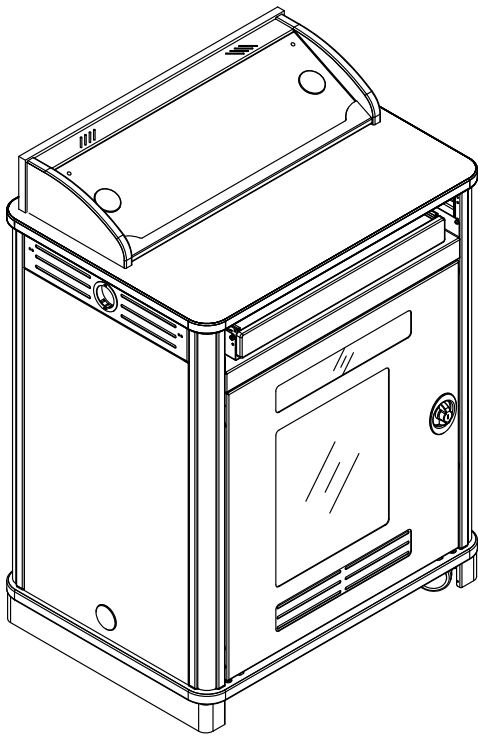
Modified worksurface cutouts should be reviewed by Spectrum to ensure clearance of brackets, keyboard tray slides, or other objects under the worksurface.



Section View A-A
 Surround workspace

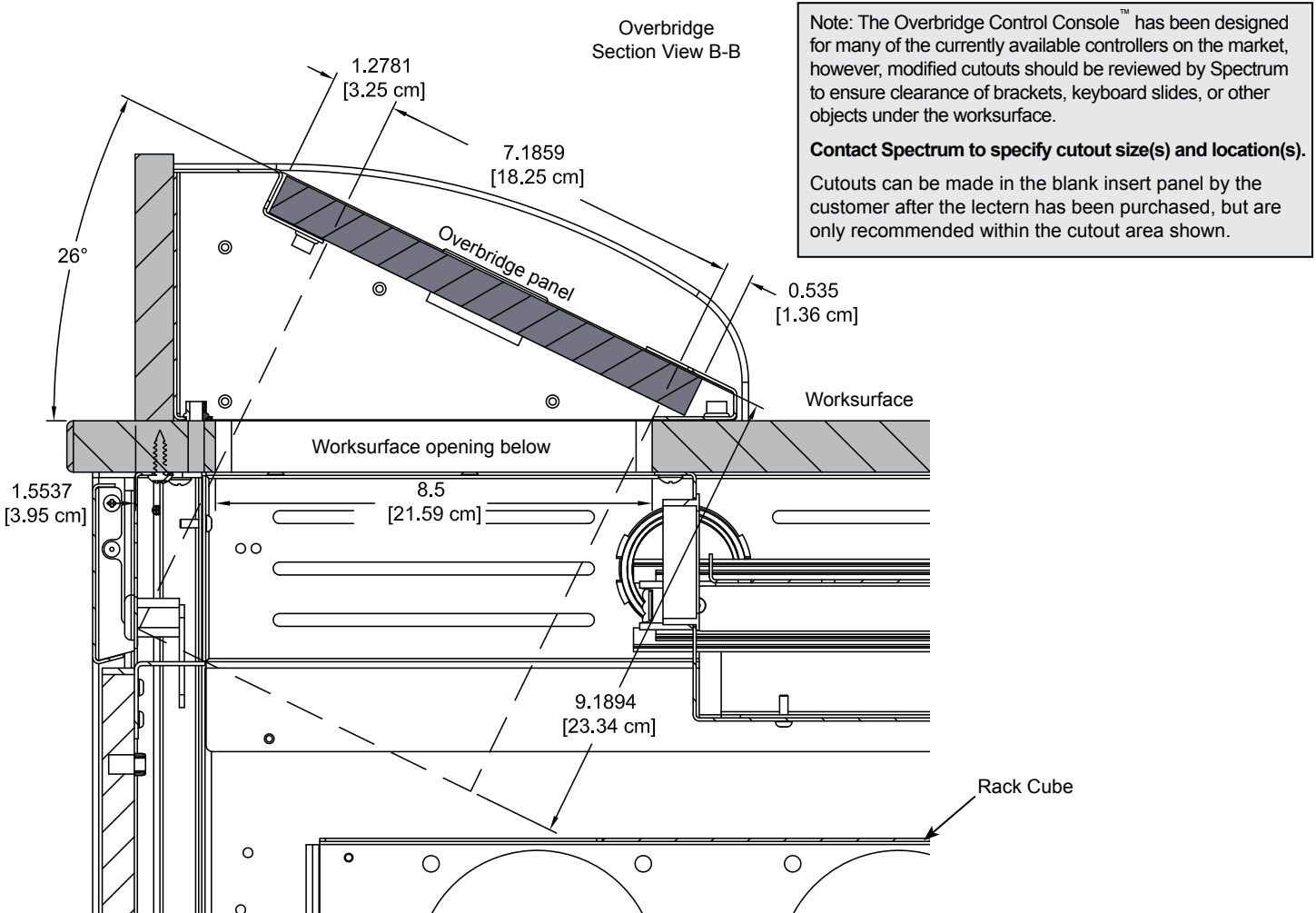
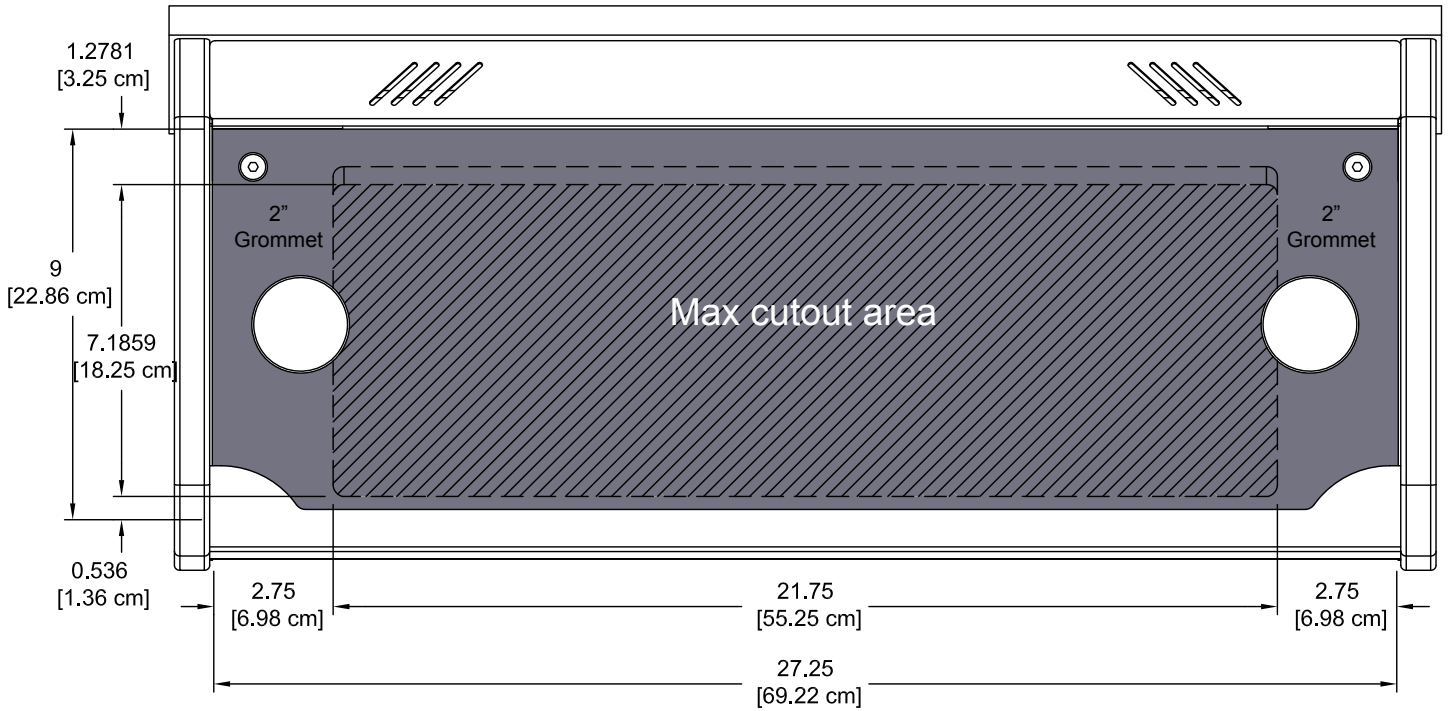


Compact Lectern
with Overbridge Control Console
(shown with optional keyboard tray)



Laminated side panel shown

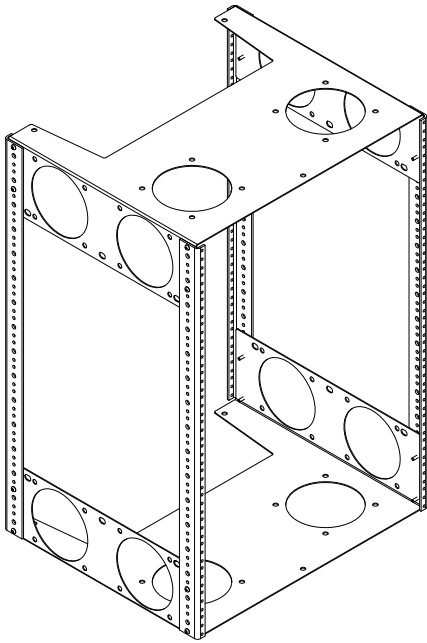
Compact Lectern Overbridge Insert Panel Blank
(flat view)



Note: The Overbridge Control Console™ has been designed for many of the currently available controllers on the market, however, modified cutouts should be reviewed by Spectrum to ensure clearance of brackets, keyboard slides, or other objects under the worksurface.

Contact Spectrum to specify cutout size(s) and location(s).

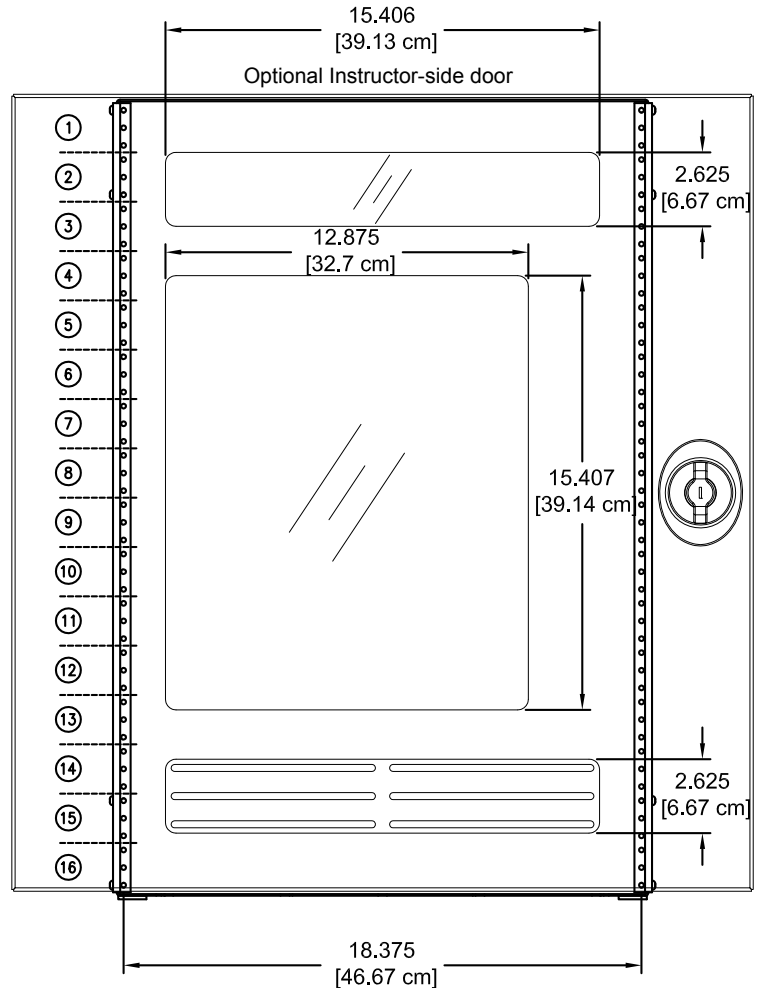
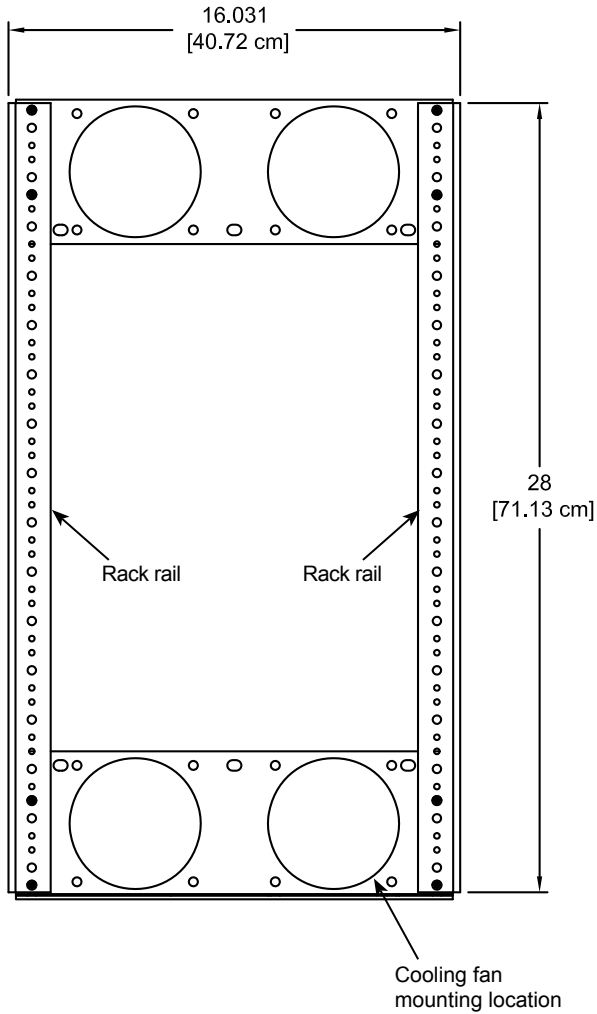
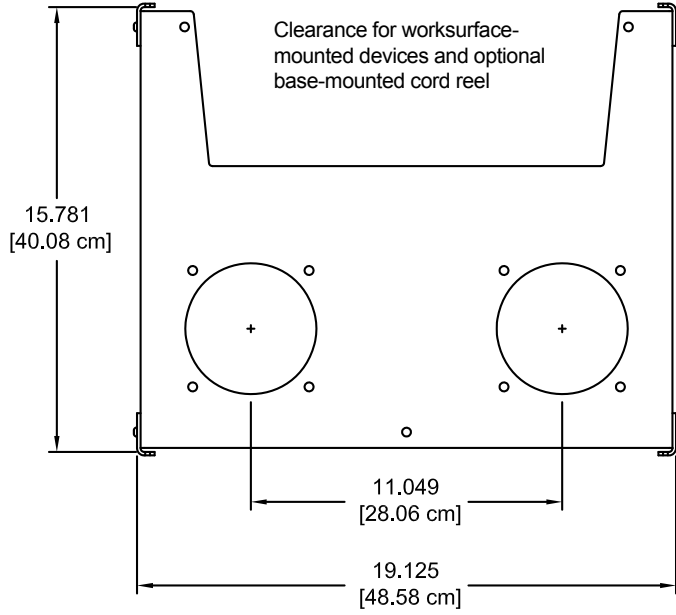
Cutouts can be made in the blank insert panel by the customer after the lectern has been purchased, but are only recommended within the cutout area shown.



(Maximum component depth available)

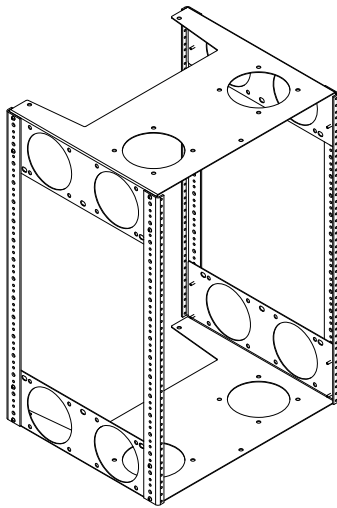
(Overall depth)

Optional 16RU Rack Cube



Note: Check the dimensions of all equipment before installation.

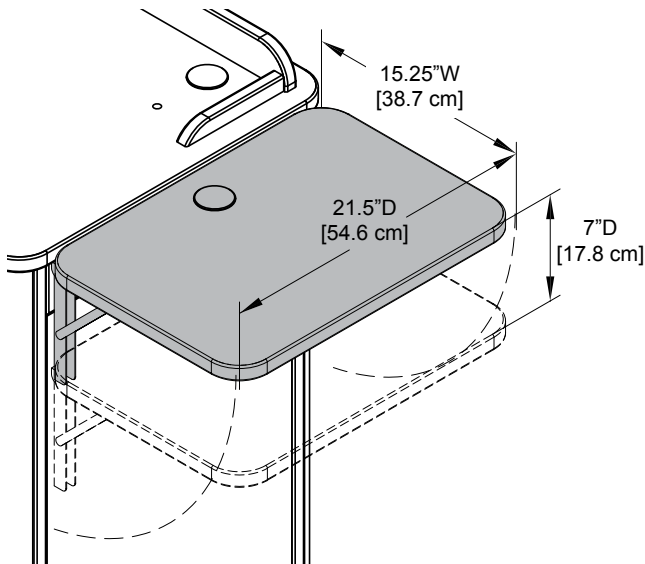
Accessories (Customer-installed when purchased separately.)



16RU Rack Cube - 55108

- Provides the ability to integrate equipment remotely before installation into the lectern
- One rack cube can be installed into the Compact Lectern
- Polyethylene slides on bottom for easy removal
- Clearance for optional base-mounted cord reel
- Can be secured to base panel
- Cooling fan compatible
- Color: black

Rack rail:	16RU front and rear
Dimensions:	19.125"W [48.58 cm] x 16.031"D [40.72 cm] x 28"H [71.12 cm]
Mounts for cooling fans:	Compatible with most 4.7" fans with 4.13" mounting hole spacing (12 mounting locations available)
Shipping weight:	16 lb [7.3 kg]

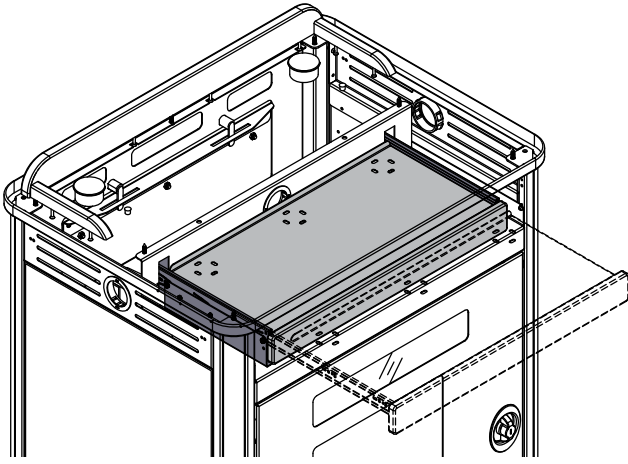


Flip-Up Shelf - 55109

- Matching laminate
- Shelf hinges lock into place in the upright position
- Includes 2" grommet
- Two height-positions available
- Available in White Chalk Dry Erase laminate. Flip-up shelves configured with white laminate will have the same edgeband color as the worksurface and base panel.
- Factory-installed level with worksurface (Customer can install to lower position if necessary)

Weight capacity:	35 lb [15.9 kg]
Dimensions:	15.25"W [38.7 cm] x 21.5"D [54.6 cm] x 1"H [2.54 cm]
Shipping weight:	14 lb [6.36 kg]

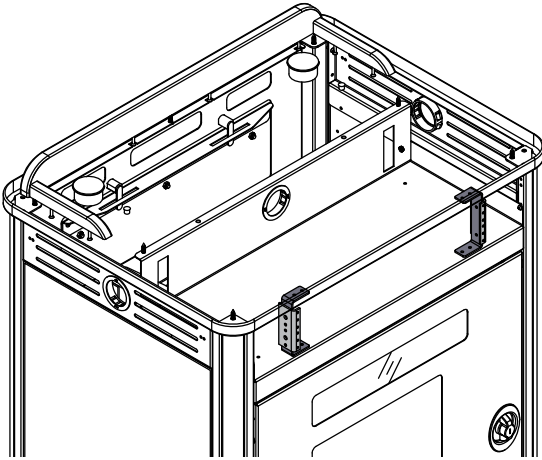
Note: Power and communication wiring for document cameras, laptop computers, and/or projectors placed on the flip-up shelf should be routed on top of the audience-side of the shelf. Use of the shelf grommet hole for wiring will result in pinching of the cords when the shelf is folded.



Keyboard Tray - 55112

- Supports large keyboards up to 19" wide with mouse
- Wiring slots
- Can be flipped and used as a storage drawer


Dimensions:	22"W [55.9 cm] x 13.75"D [35 cm] x 2"H [5.1 cm]
Slides:	12" [30.5 cm] extension
Weight capacity:	25 lb [11.4 kg] weight capacity
Shipping weight:	7.5 lb [3.4 kg]



2RU Rack Rail Kit - 55113

- Adds an additional 2RU to lectern
- **(Keyboard Tray needs to be removed to install)**

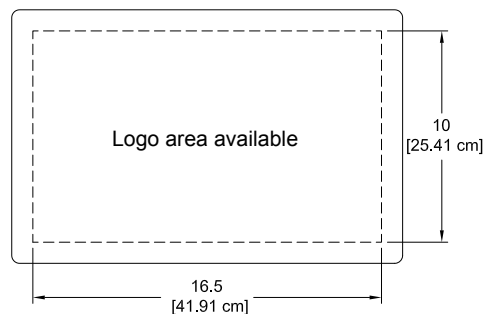
Rack Units:	2RU
Shipping weight:	1 lb (.5 kg)



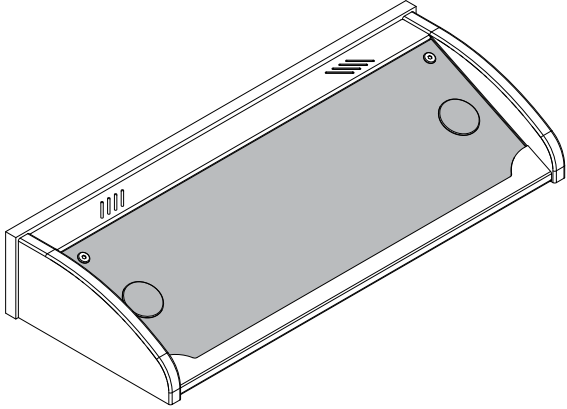
Customized Logo Panel - 55111

- Attaches to audience-side of lectern
- Available with black, white, or matching laminate backer
- To get panel customized-contact Spectrum for details
- New logos require a first time logo charge

Dimensions:	18.5"W [47 cm] x 12"H [30.48 cm]
Available logo area:	16.5"W [41.91 cm] x 10"H [25.41 cm]
Shipping weight:	3.25 lb [1.5 kg]



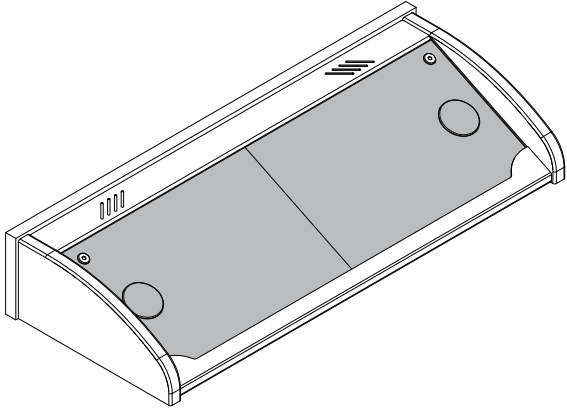
Insert panels are available to customers needing a replacement panel or different cutouts for technology upgrades.



Overbridge Insert Panel-Medium - 96504

- Panel for overbridge version only (overbridge not available separately)
- Contact Spectrum to specify cutout size(s) and position(s)
- Includes two 2" [5.08 cm] grommets with covers
- Customer-installed

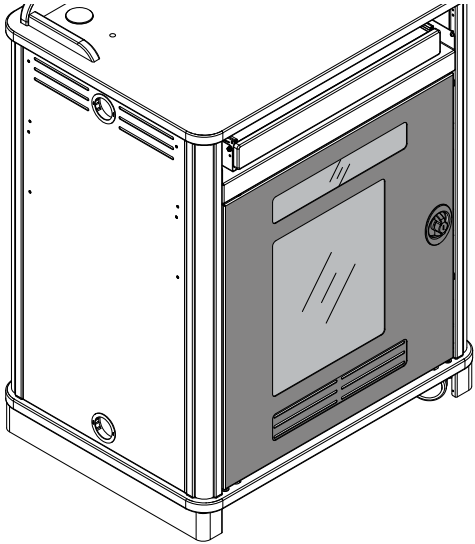
Dimensions:	27.25"W [69.2 cm] x 9"D [22.9 cm] x .79"H [2 cm]
Unit weight:	N/A
Shipping weight:	8.5 lb [3.9 kg]



Two-piece Overbridge Insert Panel-Medium - 96512

- Split panel for overbridge version only
- Contact Spectrum to specify cutout size(s) and position(s)
- Includes 2" [5.08 cm] grommets with covers
- Customer-installed

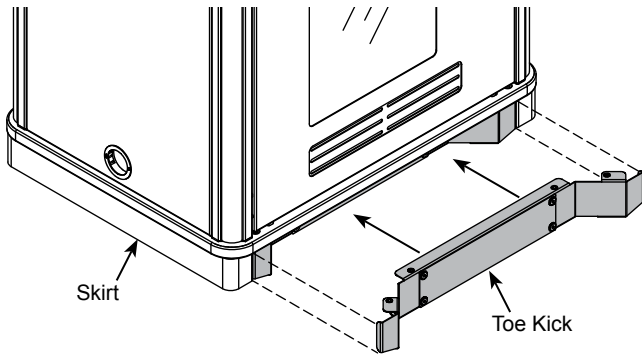
Dimensions:	13.625"W [34.6 cm] x 9"D [22.86 cm] x .79"H [2 cm]
Unit weight:	N/A
Shipping weight:	4.25 lb [1.9 kg]



Instructor-Side Door - 55114

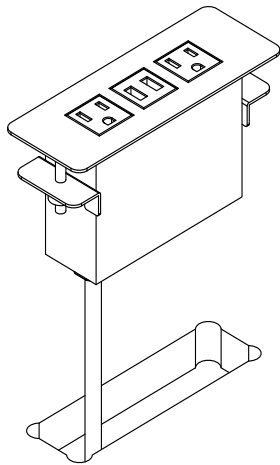
- Dual-bolt lock provides security
- Quick-release hinge allows easy removal for full-access
- Door can be installed to be hinged from the left or right
- Two acrylic panels provide ability to monitor internal components
- Ventilated bottom panel
- Customer-installed

Dimensions:	26.3"W [66.8 cm] x .75"D [1.9 cm] x 28.3"H [71.8 cm]
Shipping weight:	10 lb [4.5 kg]



Toe Kick Kit - 55110

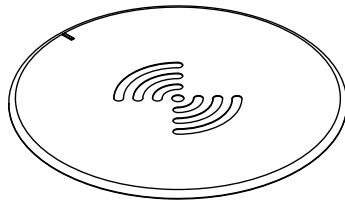
- Attaches to floor and lectern when mobility is not necessary or desired (floor fasteners not included)
- Conceals casters
- Includes vented access panel
- Shipping weight: 12 lb [5.4 kg]



Power Module - 99058

- (2) AC power receptacles
- (2) USB charge ports
- Aluminum housing and flange
- Thumbscrew clamps
- Requires worksurface cutout
- ETL-certified
- Available in black, silver, or white
- Customer-installed

Cutout required:	5.65"W [14.35 cm] x 1.65"D [4.19 cm]
Power cord:	10' [305 cm] 14AWG *3C power cord
Power receptacles:	125V, 60hz, 15A tamper-resistant
USB charging ports:	2.1A (10.5W) (not data-compatible)
Dimensions:	6.38"W [16.2 cm] x 2.36"D [6 cm] x 3.54"H [9 cm]
Unit weight:	2 lb [.9 kg]
Shipping weight:	2.35 lb [1 kg]

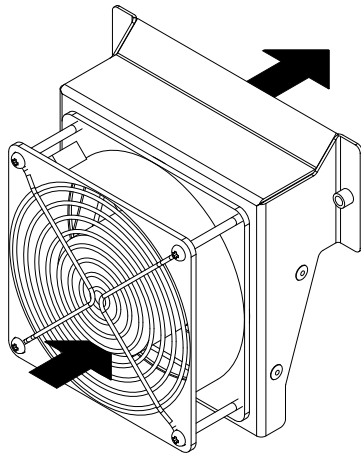


EM Wireless Charging Pad - 99057

- Uses electromagnetic technology to charge Qi V1.2 compliant IC devices ("Qi" enabled)
- LED to confirm pairing / charging
- Security tab prevents theft
- Requires 3" round cutout to be made by customer
- UL-certified

Cutout required:	3" dia (by customer)
Input:	DC 5V (with included DC5V.2A power adapter)
Output:	5W max (with included DC5V.2A power adapter)
Power cord:	8' [244 cm] with DC jack
Dimensions:	3.5" dia [8.9 cm] x 1.125"H [2.9 cm]
Shipping weight:	1 lb [.45 kg]

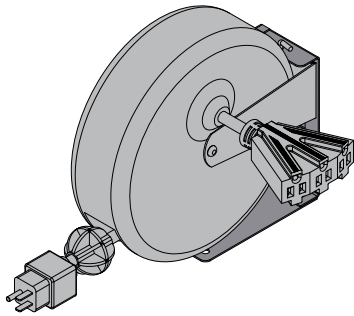
Note: The unit requires a 7" diameter of clearance to work with Qi-enabled phones placed in any orientation. The 3" dia cutout should be located on the worksurface at least 3.5" from any edge.



Cooling Fan for Media Manager Series Lecterns - 99051

- Exhausts hot air from inside lectern
- Installs inside lectern at top of rack cabinet
- Mounts to side panel vent slots with two screws
- Customer-installed

Electric Fan:	<ul style="list-style-type: none"> • Voltage: 115VAC (single phase) • Power: 5.5W • Current: .08A • 1450 RPM • Dimensions: 119 mm x 119 mm • Ball Bearing 	<ul style="list-style-type: none"> • Noise: 28 dB • Air flow: 49.4 CFM (1.40m³/min) • Frame material: Aluminum • Blade material: Polycarbonate, Fiberglass reinforced
Power cord:	18ga, 48" nominal length, 6A 125V~ (2 prong plug)	
Mounting bracket:	<ul style="list-style-type: none"> • 16-gauge steel • Black powder coat • Mounting screws included 	
Unit weight:	2.3 lb [1.05 kg]	
Shipping weight:	3 lb [1.36 kg]	

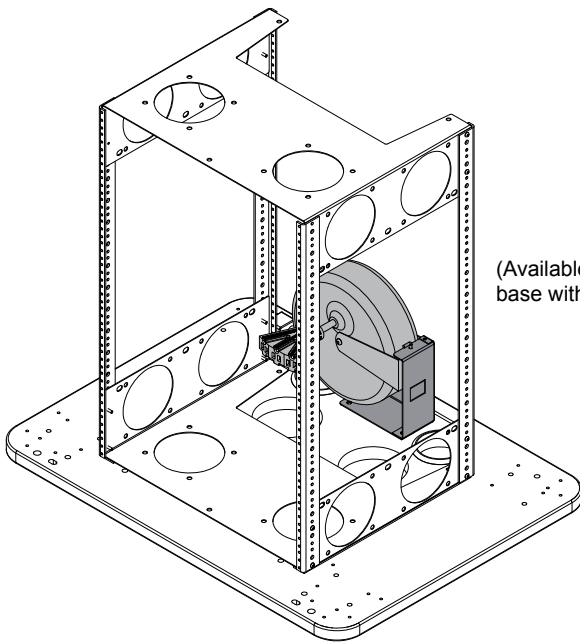


Universal Cord Reel Kit - 99037

- Includes universal mounting bracket
- Mounts inside lectern to base panel
- Adjustable ball stop and releasable cord-locking ratchet holds the cord at any length up to 15'
- cUL listed

Power cord:	15' nominal, 12 AWG retractable power cord	
Power receptacles:	<ul style="list-style-type: none"> • Molded 3-prong male plug with 15A breaker and reset button • Tri-tap (3-outlet) receptacle 	
Universal mounting bracket:	<ul style="list-style-type: none"> • 16-gauge steel • Black powder coat • Includes mounting screws 	
Unit weight:	10 lb [4.5 kg]	
Shipping weight:	10.8 lb [4.9 kg]	

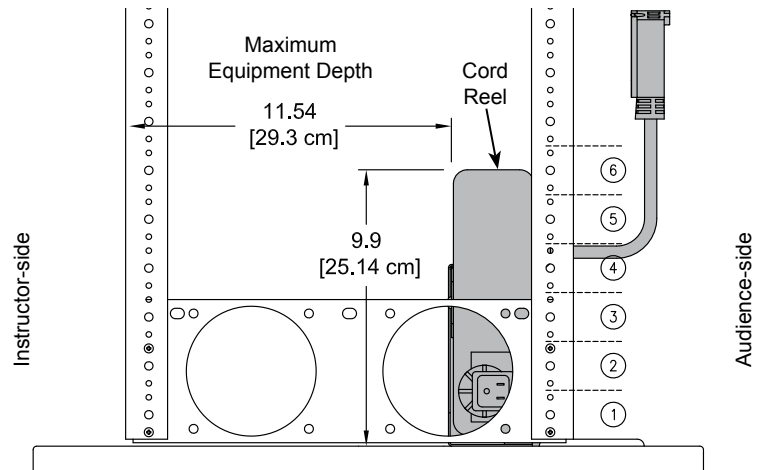
The cord reel is intended to provide temporary access to electrical outlets for Spectrum mobile lecterns. Check local electrical codes prior to installation.



(Available position on base with rack cube)

Note: The cooling fan opening at the base of the rack cube should be left open to provide clearance for the retractable cord. Do not install fans in this location.

Available rack spacing





Flat Panel Monitor Arm

95512 - "Light-Duty" for monitors weighing 2-13 lb [.9-5.9 kg]

95522 - "Medium-Duty" for monitors weighing 7.5-25 lb [2.5-11.4 kg]

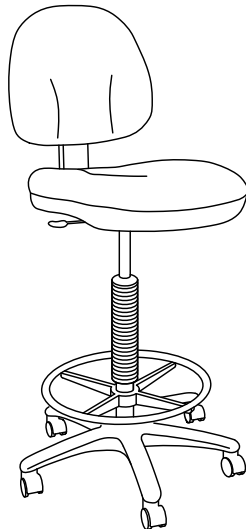
95509 - "Heavy-Duty" for monitors weighing 12-31 lb [5.4-14 kg]

- Six mounting options (clamp, thru-desk, wall, grommet hole, side bolt, reverse wall)
- Compatible with all VESA® monitors – includes 75mm and 100mm VESA® adapters
- Cable management concealed in arm



Dual Flat Panel Monitor Arm - 95533

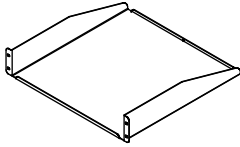
- Weight range: 3.5-13 lb [1.6-5.9 kg] per monitor
- Six mounting options (clamp, thru-desk, wall, grommet hole, side bolt, reverse wall)
- Compatible with all VESA® monitors – includes 75mm and 100mm VESA® adapters
- Cable management concealed in arm



Adjustable Drafting Stool - 38202

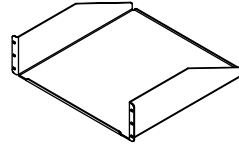
- 40-52" height-adjustment via pneumatic cylinder
- 360° swivel
- Tilting backrest
- 18" diameter fixed foot ring
- 5-star base

Rack-mount Accessories



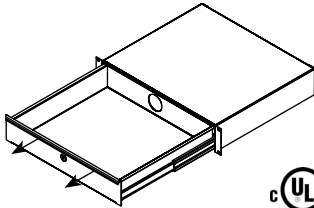
Cantilever Shelf - 2RU - 97504

- 16ga steel
- Shelf: 17.5"W [44.45 cm] x 18"D [45.7 cm] x 3.5"H [8.89 cm]
- Weight capacity: 50 lb [22.7 kg]
- Shipping weight: 8.1 lb [3.7 kg]



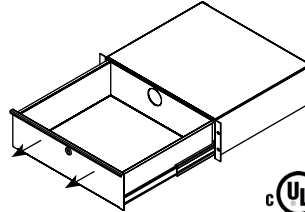
Cantilever Shelf - 3RU - 97502

- 16ga steel
- Shelf: 17.5"W [44.45 cm] x 18"D [45.7 cm] x 5.25"H [13.33 cm]
- Weight capacity: 80 lb [36.3 kg]
- Shipping weight: 9.2 lb [4.2 kg]



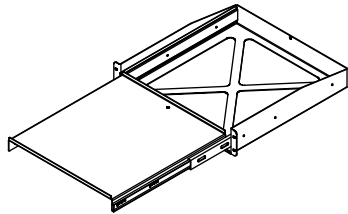
Locking Drawer - 2RU - 97523

- 16ga steel
- Drawer: 15.97"W [40.56 cm] x 14.56"D [36.98 cm] x 3"H [7.63 cm]
- Weight capacity: 50 lb [22.7 kg]
- Shipping weight: 15.85 lb [7.2 kg]



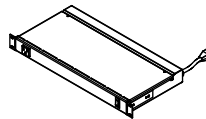
Locking Drawer - 3RU - 97522

- 16ga steel
- Drawer: 15.97"W [40.56 cm] x 14.56"D [36.98 cm] x 5.25"H [13.33 cm]
- Weight capacity: 50 lb [22.7 kg]
- Shipping weight: 18.5 lb [8.4 kg]



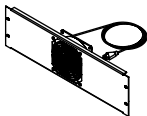
Pull-Out Shelf - 2RU - 97505

- 16ga steel
- 17.09"W [43.42 cm] x 18.12"D [46.03 cm] x 3.5"H [8.89 cm]
- Weight capacity: 50 lb [22.7 kg]
- Shipping weight: 15.6 lb [7.1 kg]



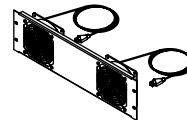
9-Outlet Power Strip - 1RU - 99021

- 8 outlets rear (breaker-protected)
- 1 convenience outlet front
- 115VAC, 60 Hz, 15 amps max
- 9' power cord
- Front LED power switch
- Enhanced surge protection
- ETL-listed, UL-listed
- 19"W [48.27 cm] x 9.25"D [23.5 cm] x 1.74"H [4.41 cm]
- Shipping weight: 8.7 lb [3.9 kg]



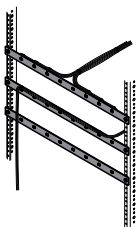
Single Fan - 3RU - 97507

- 50 cfm
- 120V~50/60 Hz, 15/13W
- RoHS
- 19"W [48.27 cm] x 1.56"D [3.97 cm] x 5.25"H [13.33 cm]
- Shipping weight: 3.78 lb [1.7 kg]



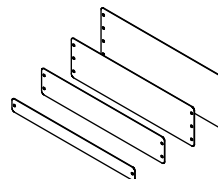
Double Fan - 3RU - 97506

- 100 cfm
- 120V~50/60 Hz, 15/13W
- RoHS
- 19"W [48.27 cm] x 1.56"D [3.97 cm] x 5.25"H [13.33 cm]
- Shipping weight: 5.47 lb [2.5 kg]



Wire Lace Kit - 95517

- Provides wire management
- Mounts to standard rack rails
- Includes (3) lace straps and mounting screws
- Includes (12) 5.5" zip ties
- Shipping weight: 1.25 lb [.57 kg]



Rack-Mount Blanks

- 1RU - 97510**
- 2RU - 97511**
- 3RU - 97512**
- 4RU - 97513**

- Fills rack spaces where components are not needed
- 16 ga steel
- Shipping weight: <1 lb [.45 kg]

Warranty

We will make it right for you!

Spectrum is committed to provide complete customer satisfaction. Each of our products is manufactured from the best materials available and each product is stringently monitored throughout the production process through our Quality Management System.

We expressly warrant that Spectrum products will be of good quality and workmanship and free from defect for the period set out in the warranty table below from the date of delivery. This warranty shall not apply to defects or damage resulting from normal wear and tear, misuse, or unintended use, failure to follow instructions related to the product's installation or intended use, abuse, neglect, improper care, modification or repair not authorized by Spectrum, or any other cause outside the control of Spectrum. Spectrum will, at its sole option, either repair or replace the defective product.

This warranty is exclusive; no other warranty, written or oral, is expressed or implied. This warranty is given by Spectrum to Buyer or Buyer third party end user and to no other person or legal entity. No Spectrum dealer, distributor, partner, reseller, agent or employee is authorized to make any modification or addition to this warranty.

NOTWITHSTANDING ANYTHING TO THE CONTRARY, SPECTRUM WILL NOT UNDER ANY CIRCUMSTANCES BE LIABLE FOR INDIRECT OR LIQUIDATED DAMAGES, INCLUDING CONSEQUENTIAL, INCIDENTAL AND SPECIAL DAMAGES. IN NO EVENT SHALL SPECTRUM'S LIABILITY, WHETHER UNDER CONTRACT OR WARRANTY, IN TORT OR OTHERWISE, EXCEED THE PURCHASE PRICE RECEIVED BY SPECTRUM FOR THE PRODUCT AT ISSUE AND "RECALL ACTION" EXPENSES. SPECTRUM SHALL NOT BE SUBJECT TO ANY OTHER OBLIGATIONS OR LIABILITIES, WHETHER ARISING OUT OF BREACH OF CONTRACT, WARRANTY, TORT (INCLUDING NEGLIGENCE AND STRICT LIABILITY) OR OTHER THEORIES OF LAW, WITH RESPECT TO PRODUCTS SOLD OR SERVICES RENDERED BY SPECTRUM, OR ANY UNDERTAKINGS, ACTS OR OMISSIONS RELATING THERETO.

Our Customer Service Department is ready to provide immediate attention to any questions, comments or concerns. They are available to answer your calls Monday through Friday from 7 am to 5 pm CST. In addition your product comments or concerns are welcome via e-mail at: spectrum@spectrumfurniture.com.

Warranty Table

Item	Warranty Period
Desk, table, cart and lectern chassis	10 Years
Electrical	2 Years
Flat panel monitor arms / gas spring / general parts	2 Years
Adjustable crank / electric legs and accessories	2 Years
Flat panel desk gas spring cylinders	2 Years
Height adjustable columns, lifts & accessories	2 Years
Casters & wheels	2 Years
Keyboard, mouse, trays	2 Years
Locks & keys	2 Years
Tubs, totes and other accessories	1 Year
Chairs	7 Years
Structural components, including gas cylinders, wood, metal and plastic parts (i.e., chair frames, bases and control handles)	
Consumable items (i.e., casters, glides, etc.)	
In-stock upholstery	5 Years
Customer supplied material	No Warranty



Spectrum Industries Inc.
is Certified ISO 9001:2015