

NEW

# CORE LECTERN

## Jumpstart Your AV Integration

Integrators can add rack  
components quickly to the  
preassembled "CORE"



## Simplicity meets flexibility

### TECHNOLOGY DRIVEN

- Ventilation slots help keep equipment cool, preventing overheating, and extending device life
- Grommets throughout unit provide easy cord access
- Pre-drilled worksurface monitor mounting holes

### DESIGNER APPROVED

- Outer panels are available in Spectrum Expressions colors
- Pull-out keyboard tray provides convenient keyboard access
- Optional flip-up shelf provides extended worksurface space
- Optional audience-side logo panel

### INTEGRATOR INSPIRED

- Quick, simple integration and deployment
- 12RU front rack rails simplifies installation for equipment
- Removable locking audience-side panel provides easy access to internal rack components
- Locking front doors provide security and easy access to rack components


### ROBUST CONSTRUCTION

- Twin wheel casters for easy mobility (2 locking, 2 non-locking)
- Durable powder coated steel chassis provides a long-lasting finish
- Scratch and impact-resistant high-pressure laminate worksurface and outer panels
- Black, powder-coated metal core with laminate outer panels

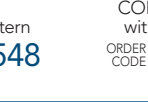
Simply follow each step below to generate your **CORE LECTERN** product order number. Record the letter or number code from each step in the corresponding boxes in this order generating chart.

CORE LECTERN	1 CHOOSE YOUR CORE	2 LAMINATE	3 EDGEBAND	4 FLIP-UP SHELF
55550				

## 1 Choose Your CORE



CORE Lectern with Cutouts  
ORDER CODE **55548**



CORE Lectern  
ORDER CODE **55549**

**Need a Custom Color?**

No problem! Laminates from most manufacturers can be used on Spectrum products! Lead times, minimum quantities and cost will vary.

**CONTACT YOUR SPECTRUM REP TODAY!**

## 3 Choose Your Edgeband Color

Black ORDER CODE <b>BK</b>	Café Sienna ORDER CODE <b>CS</b>	Castle Oak ORDER CODE <b>CK</b>
Columbian Walnut ORDER CODE <b>CW</b>	Empire Mahogany ORDER CODE <b>EM</b>	Fusion Maple ORDER CODE <b>FM</b>
Gray ORDER CODE <b>GY</b>	Harvest Maple ORDER CODE <b>HM</b>	Island Green ORDER CODE <b>IG</b>
Navajo Red ORDER CODE <b>NR</b>	Nepal Teak ORDER CODE <b>NP</b>	Pewter Mesh ORDER CODE <b>PM</b>
Royal Blue ORDER CODE <b>RB</b>	Silver Northsea ORDER CODE <b>SN</b>	Steel Mesh ORDER CODE <b>SM</b>
Wild Cherry ORDER CODE <b>CH</b>	Williamsburg Cherry ORDER CODE <b>WC</b>	Chalk White ORDER CODE <b>WD</b>

## 2 Choose Your Laminate Color

(Standard Laminate and Edgeband Combinations Shown)


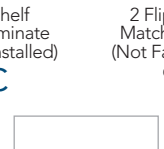

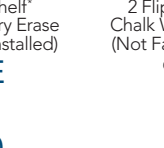
STANDARD LAMINATE COLOR EXPRESSIONS

Black Matching Edgeband ORDER CODE <b>BK</b>	Fusion Maple Matching Edgeband ORDER CODE <b>FM</b>	Graphite Talc Black Edgeband ORDER CODE <b>GT</b>	Wild Cherry Matching Edgeband ORDER CODE <b>CH</b>
---	--	--	---

ADDITIONAL LAMINATE COLOR EXPRESSIONS

Castle Oak Matching Edgeband ORDER CODE <b>CK</b>	Chalk White Dry Erase* Matching Edgeband ORDER CODE <b>WD</b>	Columbian Walnut Matching Edgeband ORDER CODE <b>CW</b>	Empire Mahogany Matching Edgeband ORDER CODE <b>EM</b>	Gray Matching Edgeband ORDER CODE <b>GY</b>
Harvest Maple Matching Edgeband ORDER CODE <b>HM</b>	High Rise Black Edgeband ORDER CODE <b>HR</b>	Misted Zephyr Silver Northsea Edgeband ORDER CODE <b>MZ</b>	Navajo Red Matching Edgeband ORDER CODE <b>NR</b>	Nepal Teak Matching Edgeband ORDER CODE <b>NP</b>
Pewter Mesh Matching Edgeband ORDER CODE <b>PM</b>	Steel Mesh Matching Edgeband ORDER CODE <b>SM</b>	White Fiesta Black Edgeband ORDER CODE <b>WF</b>	Williamsburg Cherry Matching Edgeband ORDER CODE <b>WC</b>	

## 4 Flip-Up Shelf

 1 Flip-Up Shelf Matching Laminate (Not Factory Installed) ORDER CODE <b>C</b>	 2 Flip-Up Shelves Matching Laminate (Not Factory Installed) ORDER CODE <b>D</b>
 1 Flip-Up Shelf* Chalk White Dry Erase (Not Factory Installed) ORDER CODE <b>E</b>	 2 Flip-Up Shelves* Chalk White Dry Erase (Not Factory Installed) ORDER CODE <b>F</b>
None ORDER CODE <b>0</b>	

\*Edgeband matches lectern edgeband on White Dry Erase Flip-Up Shelves

# BUILD YOUR CORE LECTERN IN 3 SIMPLE STEPS

## 1 CHOOSE YOUR CORE



## 2 CHOOSE A LAMINATE & EDGEBAND COLOR FOR THE OUTER PANELS



## 3 SELECT YOUR SHELF OPTION AND ADD ACCESSORIES



\*Additional charges will apply. Note: Color samples are approximate. Edgebands will match most chosen laminates, unless you specify differently. Additional Color Expressions may require additional lead time. For more details about the laminates and edgebands available and to request samples, visit [spectrumfurniture.com/expressions](http://spectrumfurniture.com/expressions).




# INTEGRATED LECTERN SOLUTIONS



PROFESSIONAL, CLEAN-LINED DESIGN SUITS ANY DECOR



QUICK-SHIP CORE HELPS KEEP INTEGRATORS AHEAD OF THE CURVE



REMOVABLE, LOCKING AUDIENCE-SIDE PANEL PROVIDES EASY ACCESS TO AV EQUIPMENT



KEYBOARD TRAY COMES STANDARD WITH YOUR CORE

Get integrated quick with Spectrum's great lead time.

Preassembled, metal "CORE" can ship quickly to integrators.



ASSEMBLY REQUIRED

## CORE Lectern™

### PRODUCT DIMENSIONS

Internal Area	31.9"W X 25.875"D X 22.2"H
Keyboard Tray	24"W X 12.44"D

### AVAILABLE MODELS

55548	CORE Lectern
55549	CORE Lectern with Cutouts
55550	Outer Laminate Panels

### WARRANTY

See website for full warranty terms

### OPTIONS/ACCESSORIES

55540	Flip-Up Shelf
55199	Customized Logo Panel
95509, 95512, 95522	Flat Panel Monitor Arm
95533	Dual Flat Panel Monitor Arm

### OPTIONS/ACCESSORIES CONT.

95533	Dual Flat Panel Monitor Arm
95539	Heavy-Duty Monitor Arm
95540	Heavy-Duty Monitor Arm w/ USB & Multimedia Port
99024	7-Outlet Power Strip
99058	Power Module
99057	EM Wireless Charging Pad
97504	Cantilever Shelf - 2RU
97502	Cantilever Shelf - 3RU
97505	Pull-Out Shelf - 2RU
97503	Pull-Out Shelf - 3RU
97523	Locking Drawer - 2RU
97522	Locking Drawer - 3RU
99021	9-Outlet Power Strip - 1 RU
97507	Single Fan - 3RU
97506	Double Fan - 3RU
95517	Wire Lace Kit
97510-97513	Rack-Mount Blanks

Accessories not included. Options Shown.