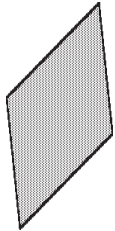


Assembly Instructions:

PARTS LIST




(1) Non-Slip Adhesive Mat
#059987



(6) 10-32 x 5/8" Truss Head
Machine Screws #050184

Before you begin, please make sure all parts and proper quantities are included. Any parts damaged during shipment must be reported within 15 days of receipt. To report information regarding damages or if you have any questions, please call 1-800-235-1262.



RACK MOUNT PULL OUT SHELF #97505

1 CONNECT PULL OUT SHELF TO RACK RAILS

- A. Using the 10-32 x 5/8" THMS, attach the Rack Mount Pull Out Shelf to the Rack Rails. See Figure 1.
- B. Do not attach to rear Rack Rail if equipped. Shelf is designed to mount on pull-out side only.
- C. An adhesive mat is provided, this can be adhered to the shelf to provide a non-slip surface.

Touchboards

205 Westwood Ave, Long Branch, NJ 07740
Phone: 866-94 BOARDS (26273) / (732)-222-1511
Fax: (732)-222-7088 | E-mail: sales@touchboards.com

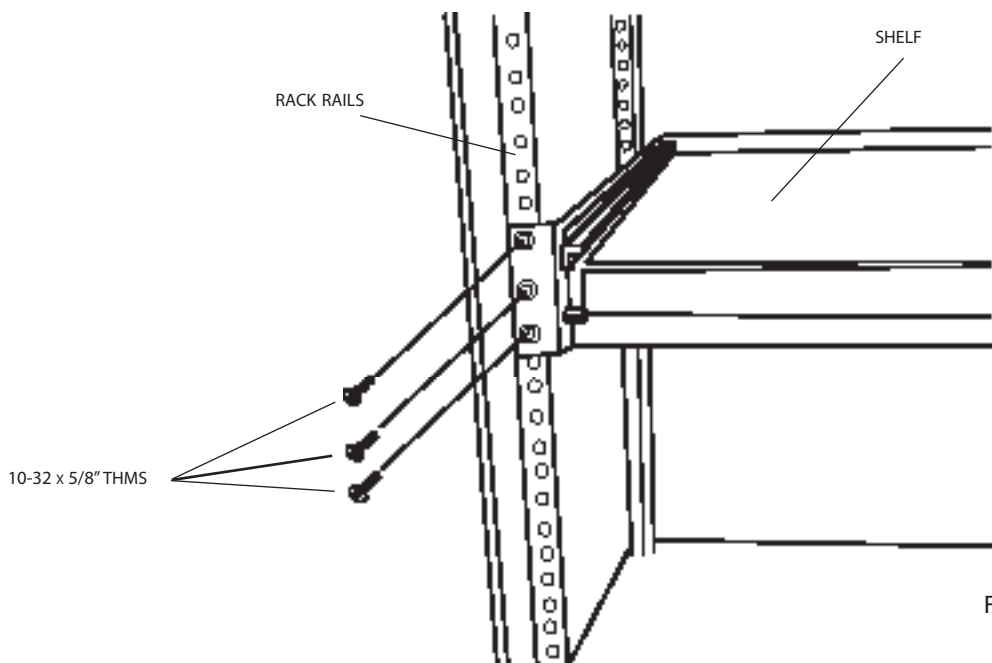


Figure 1