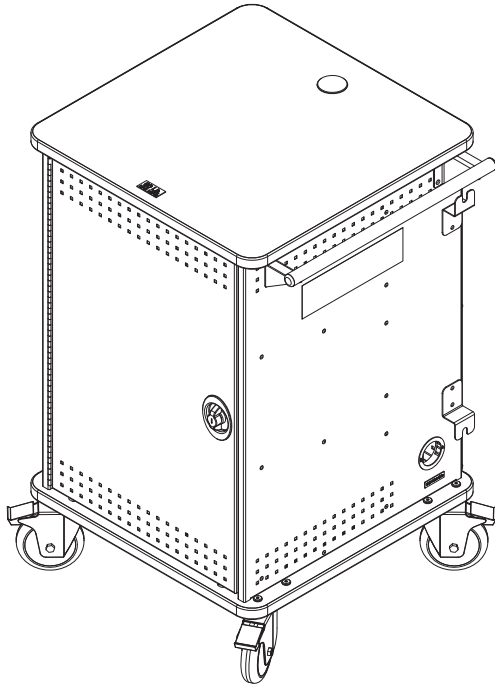


Technical Specifications



Includes factory-installed:		
55315	base cart +	rear panel
55319	base cart +	rear panel, wire management trays
55318	base cart +	rear locking door, wire management trays
55331	base cart +	rear locking door, wire management trays, and cycle timer (this cart is not UL listed)



205 Westwood Ave, Long Branch, NJ 07740
Phone: 866-94 BOARDS (26273) / (732)-222-1511
Fax: (732)-222-7088 | E-mail: sales@touchboards.com


Development of new technology is putting amazing power, speed, and functionality into an ever shrinking laptop footprint. The emergence of mini-laptops or netbooks provides a whole new level of portability and economy for institutions. While mini-laptop technology in modern educational environments creates new opportunities, it also creates new challenges; storage, re-charging, safety, security, and mobility. How can all these issues be addressed without breaking the budget? Spectrum's new laptop cart, the mLT-30.

The mLT-30 Mini Laptop Cart is designed to be a true reflection of the netbook itself with storage capabilities of up to 30 mini-laptops or netbooks. As with all Spectrum products, solid construction is designed into the mLT-30 Mini Laptop Cart and as well as superior style and performance. mLT-30 Mini-Laptop / Netbook Storage and Recharging Cart. Extremely light-weight and highly mobile. Holds up to 30 mini laptops, netbooks, iPads®, or Kindles®.

Features and Benefits

- Storage capacity of up to 30 mini laptops/netbooks with easy-access to electrical power (2 mini laptops per storage compartment)
- Ample clearance is provided for easy removal/insertion of mini-laptops
- Scratch and impact-resistant 1½" high-pressure laminate worksurface
- Double-bolt, keyed locking front door provides security and easy-access
- Lockable 3" twin-wheel caster, or 5" balloon wheel versions make the mLT30 extremely mobile for easy transport
- Worksurface and bottom panel grommets keep wires and cords manageable
- Padded shelves and coated dividers protect laptops from damage
- Electrical system consists of UL-listed components
- External cord management brackets keep power cords together
- One standard handle provides control and mobility
- Cord management system keeps charge cords organized at the back of each storage compartment (Velcro® tie-downs included)
- Optional rear wire management trays offer further electrical storage in rear of cart (factory-installed when included with cart)
- Optional hinged rear door with double-bolt keyed lock provides security and access (factory-installed when included with cart)
- Doors and panels are ventilated to keep mini-laptops cool
- Warranted to be free of all defects in materials and workmanship for 10 years, electrical system 1 year

Base Options

BW - 5" balloon wheels 

TW - 3" twin wheel casters

Note: Carts with TW casters are not UL-listed

Options & Accessories

Page 9

Color Options

Standard laminate / color combinations

Wild Cherry / Black
(CHB)



Indigo Organix / Black
(IB)



Standard color combination refers to the quickest deliverable product color combination. Custom laminates and color combinations are available-additional lead-times and up-charges may apply. Call 1-800-235-1262 for further information.

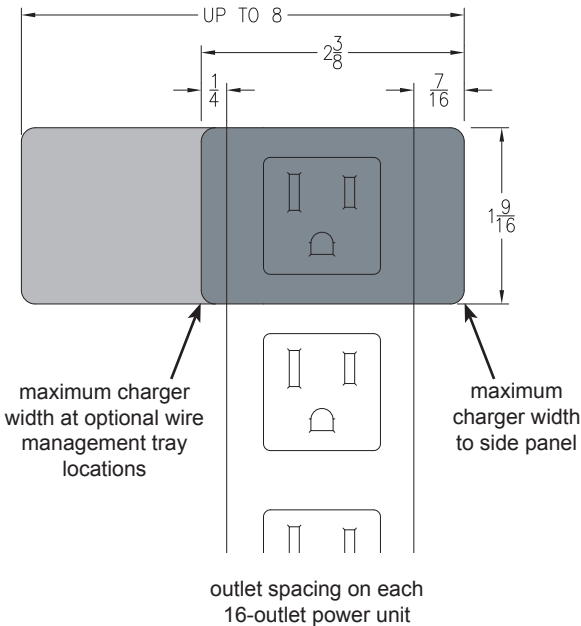
Construction

- The worksurface and base panel is constructed from 1 1/16" NAUF (No Added Urea Formaldehyde) composite board with .030 high-pressure laminate on one face, and a balancing phenolic backer on the opposing face
- 16-gauge side panels, shelves, and front door
- All metal components are finished with a scratch-resistant powder coat epoxy
- Worksurface edges are covered with 3mm vinyl
- Each mLT-30 Mini Laptop Cart is factory-assembled, packaged, and shipped on its own skid
(handle, and cord management brackets to be installed by customer)

Specifications

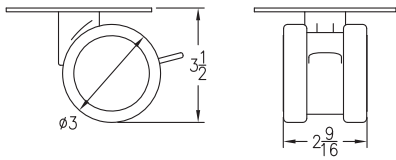
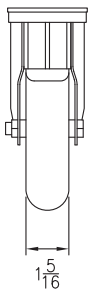
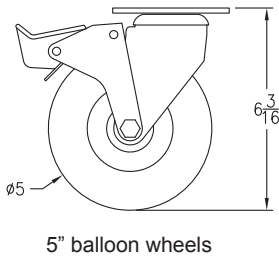
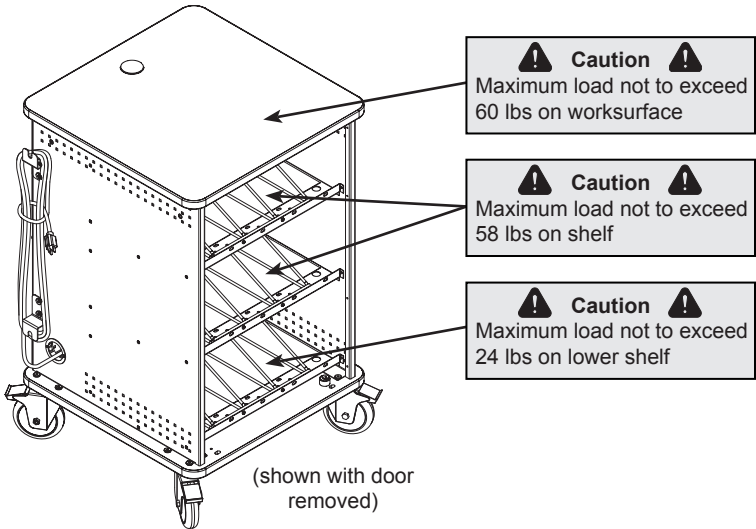
Mini laptop capacity	30 units
Storage compartments	15 total compartments 4"W x 12 1/4"D x 10"H (each compartment holds 2 mini laptops)
Electrical	The mLT-30 has two 16-outlet (125V) power units, each containing a 15-amp breaker, on/off switch and a 12' nominal 14 AWG, 3-wire power cord. Outlets are accessible from the back of the unit via a removable panel held in place with 6 Phillips screws or 6 easily removable thumbscrews (both included.) A separate wall circuit is recommended for each power strip. UL listed components.
5" balloon wheels	weight capacity 325 lbs each
3" twin-wheel casters	weight capacity 165 lbs each (carts with TW casters not UL-Listed)
Optional cycle timer	12-amp, 120 volt, 60Hz with a 15-240 minute timer, 15', 14 AWG power cord, UL listed components
Unit weight (nominal)	139 lbs
Shipping weight (nominal)	167 lbs
Meets or exceeds applicable ANSI-BIFMA test standards	

Specifications subject to change without notice

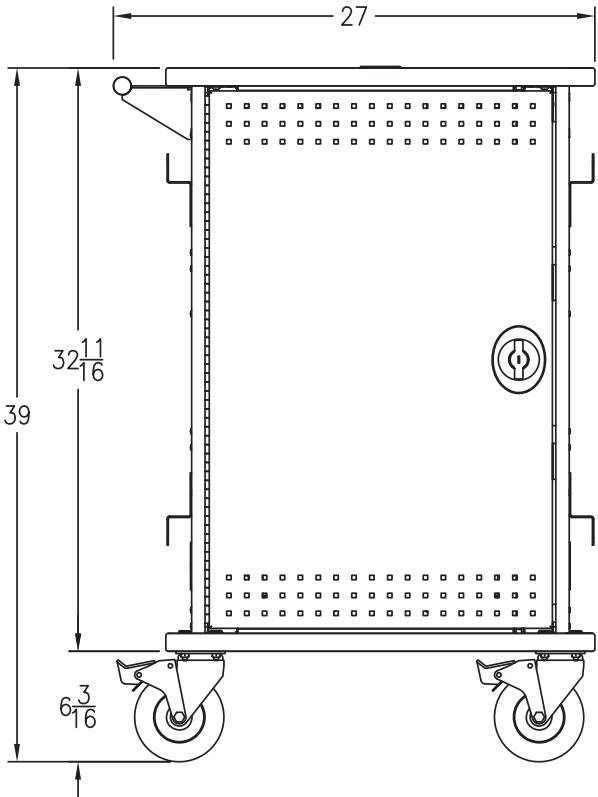
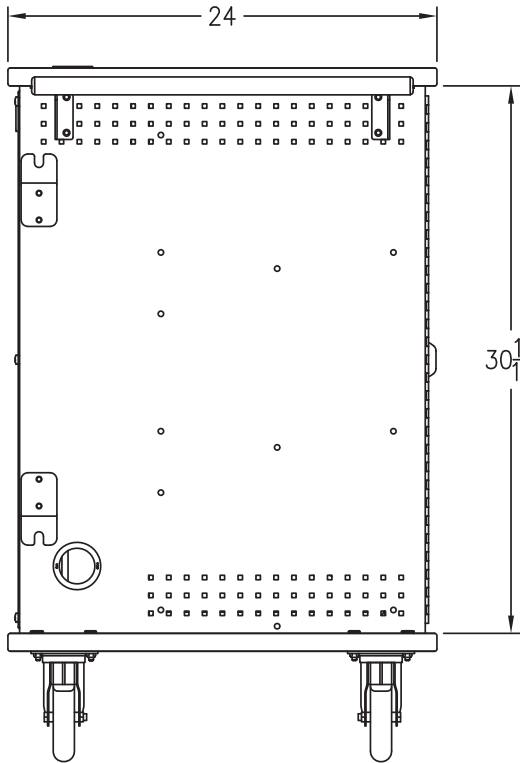
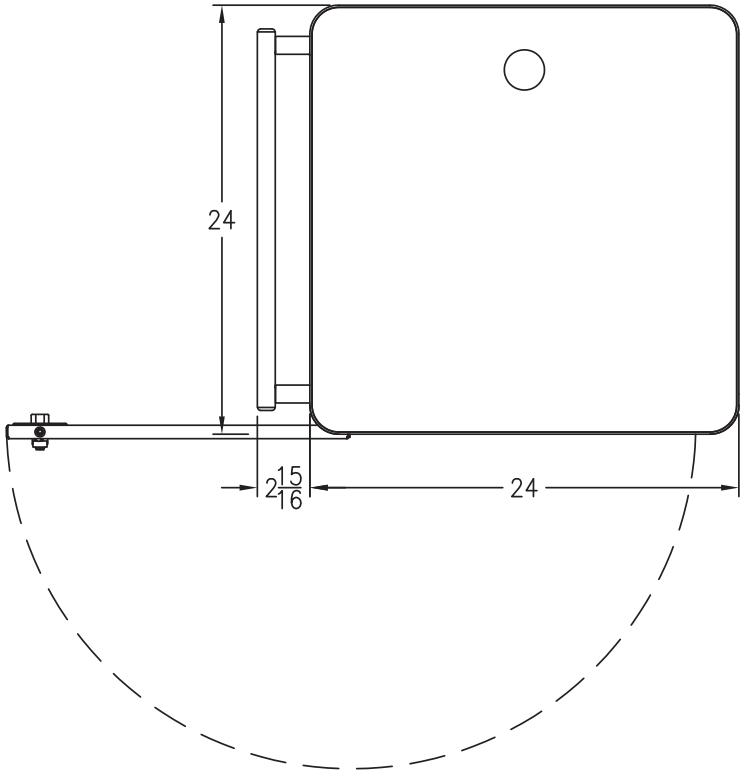
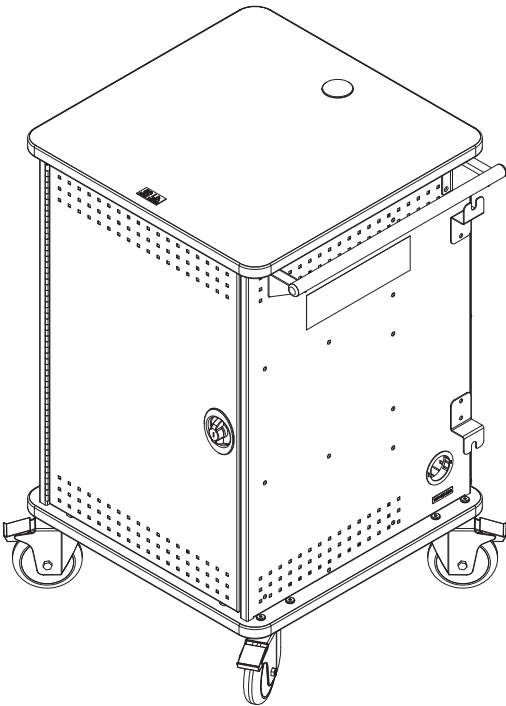


Caution

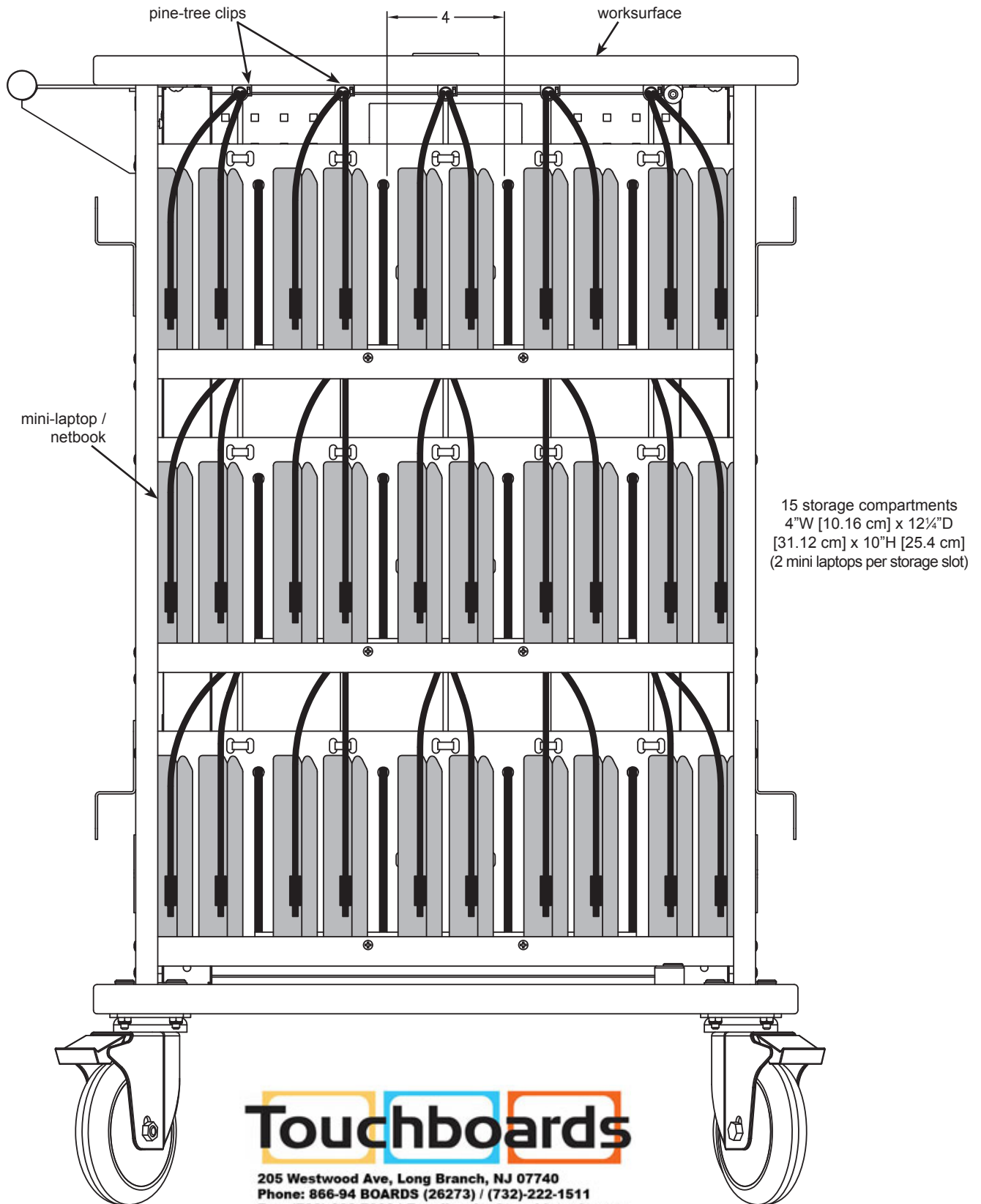
This cart is intended for use only with the maximum weights indicated. Use with appliances heavier than the maximum weights indicated may result in instability causing possible injury.



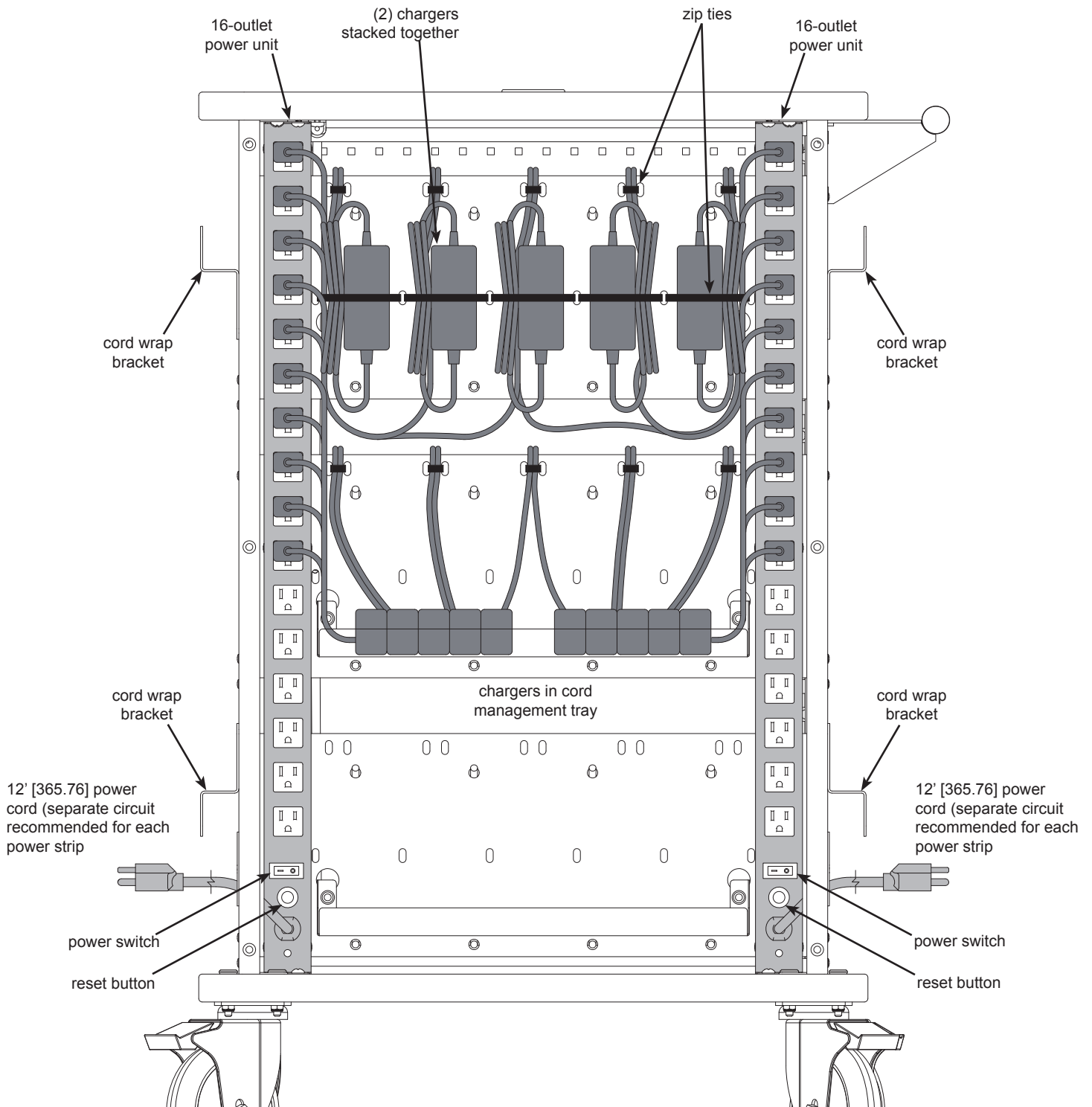
mLT-30 Mini Laptop Cart with balloon wheels



cord management student-side view
(shown without door for clarity)



cord management power-side view
(shown without power-side panel / door)



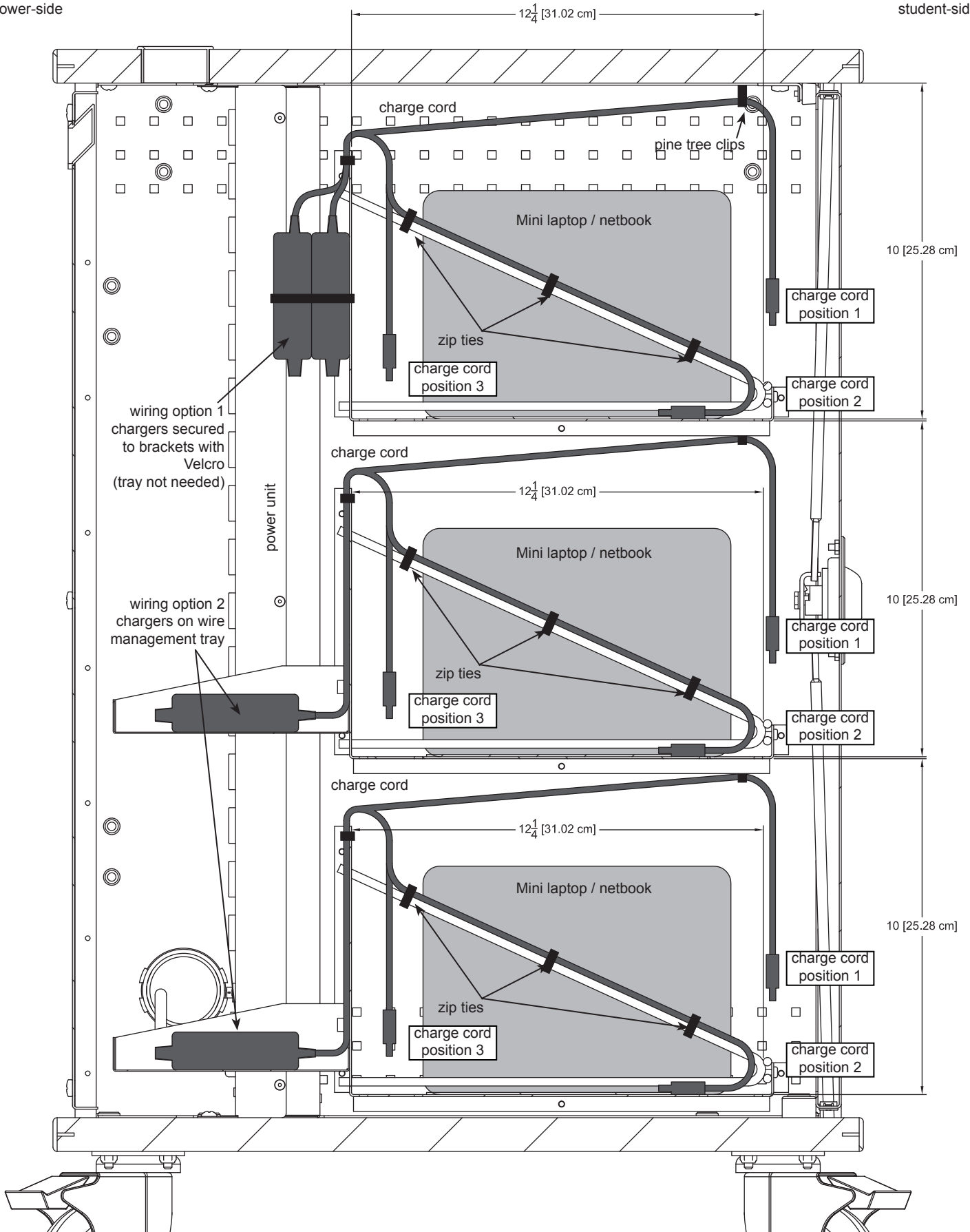
CAUTION

The mLT-30 Mini Laptop Cart features two separate 16-outlet charging circuits on separate cords. Some computers may draw more than ½ amp when fully discharged. If that is the case, plugging the two power cords into separate 15-amp electrical outlets will prevent an electrical overload which may trip a circuit breaker. Please consult the owners manual of your specific laptop computer for further information.

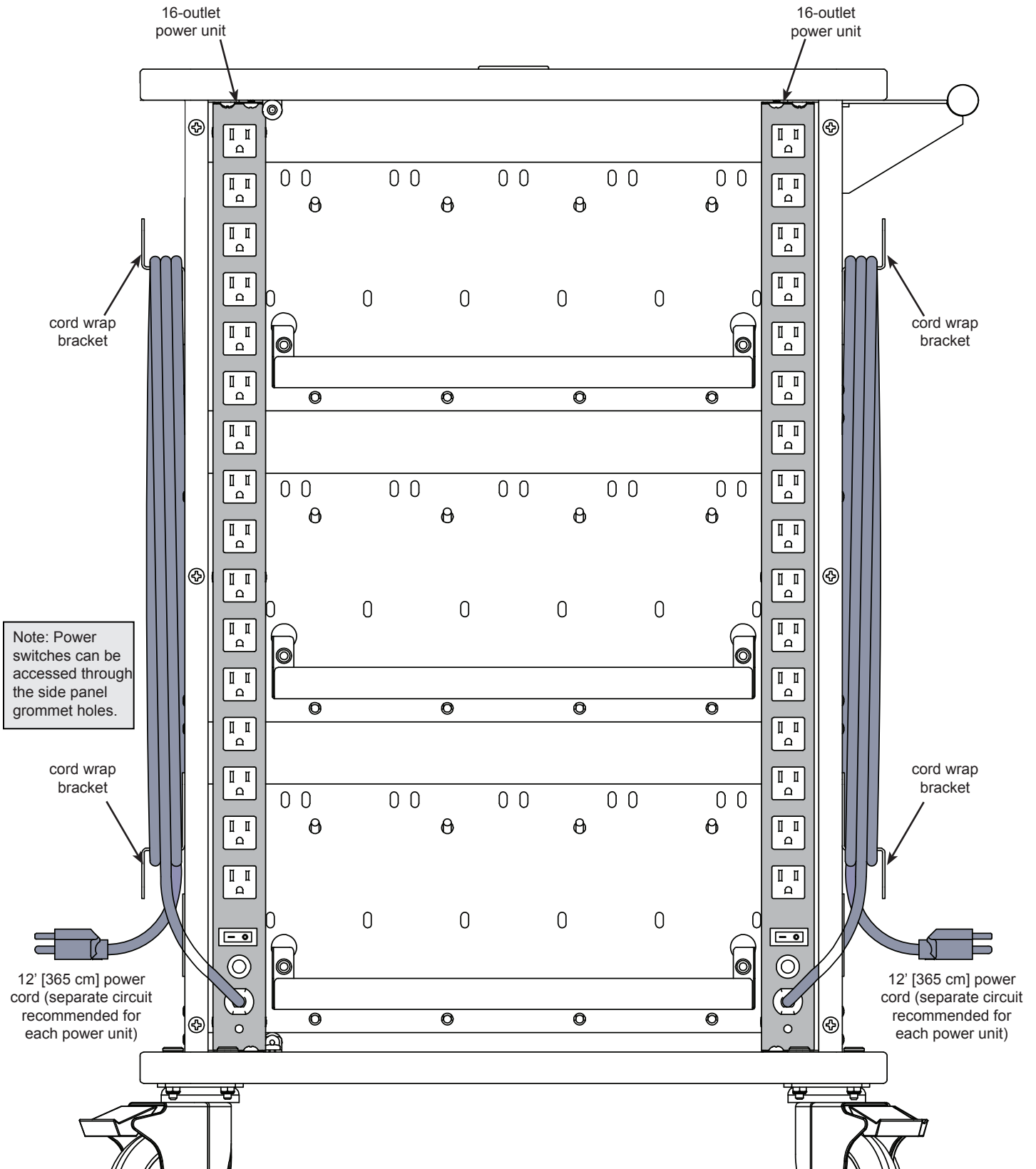
cord management options
section view

power-side

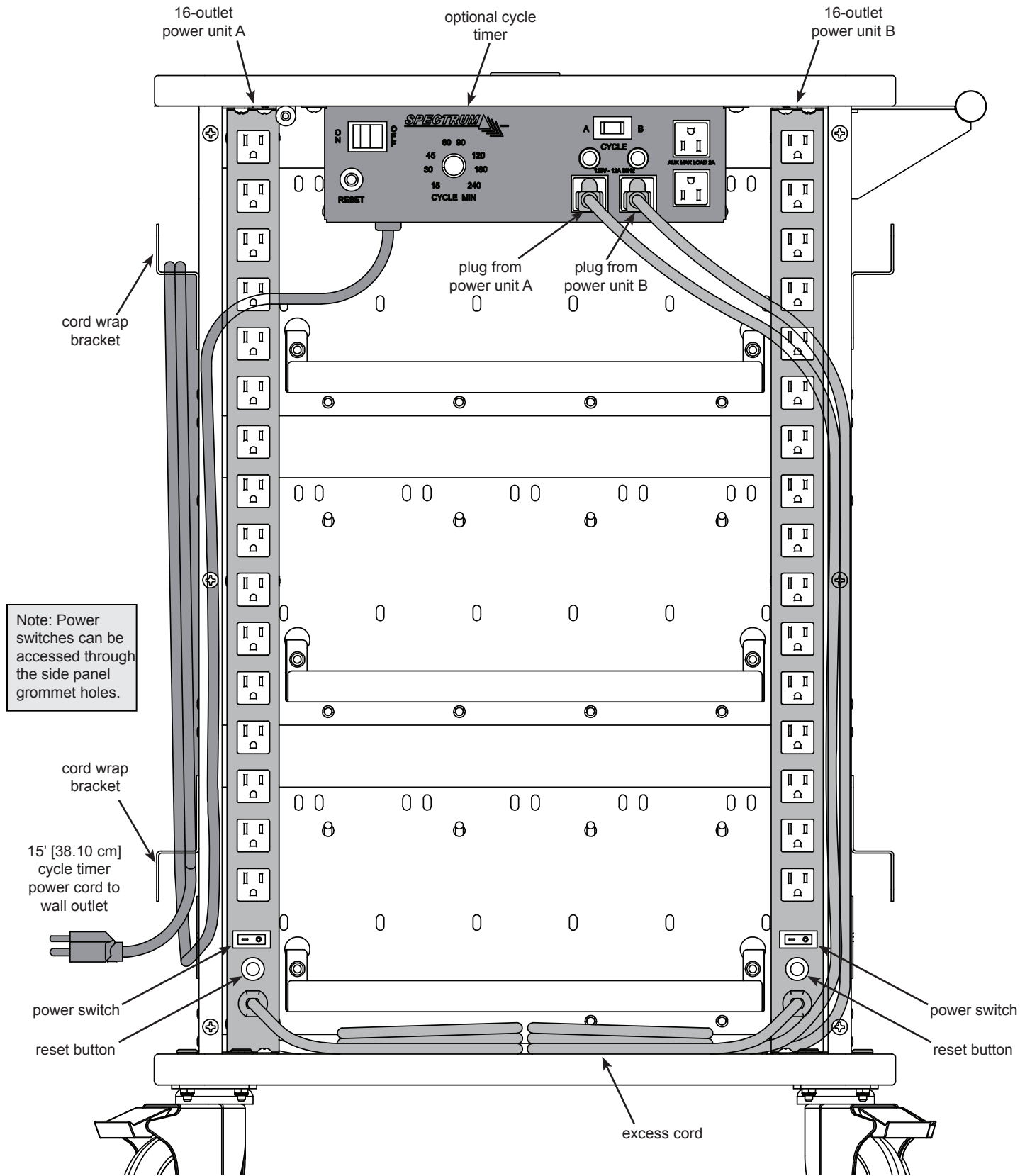
student-side



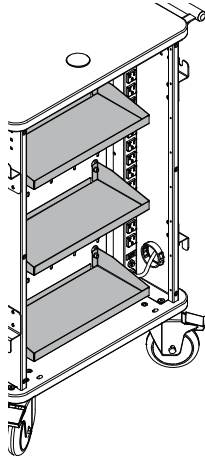
power cord management
without timer
(shown without power-side panel / door)



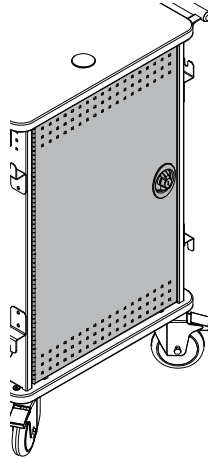
power cord management
with optional cycle timer
(shown without power-side panel / door)



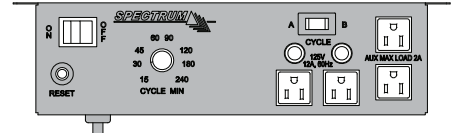
Options



Wire management trays
 16"W x 6"D x 2"H
 (set of 3 trays holds charging
 transformers and cords)
 shipping weight: 7 lbs
 55316



Locking rear door
 19 $\frac{1}{4}$ "W x 3 $\frac{1}{4}$ "D x 30"H
 (replaces panel on power side-can be
 installed to be hinged from left or right-side)
 shipping weight: 13 lbs
 55317

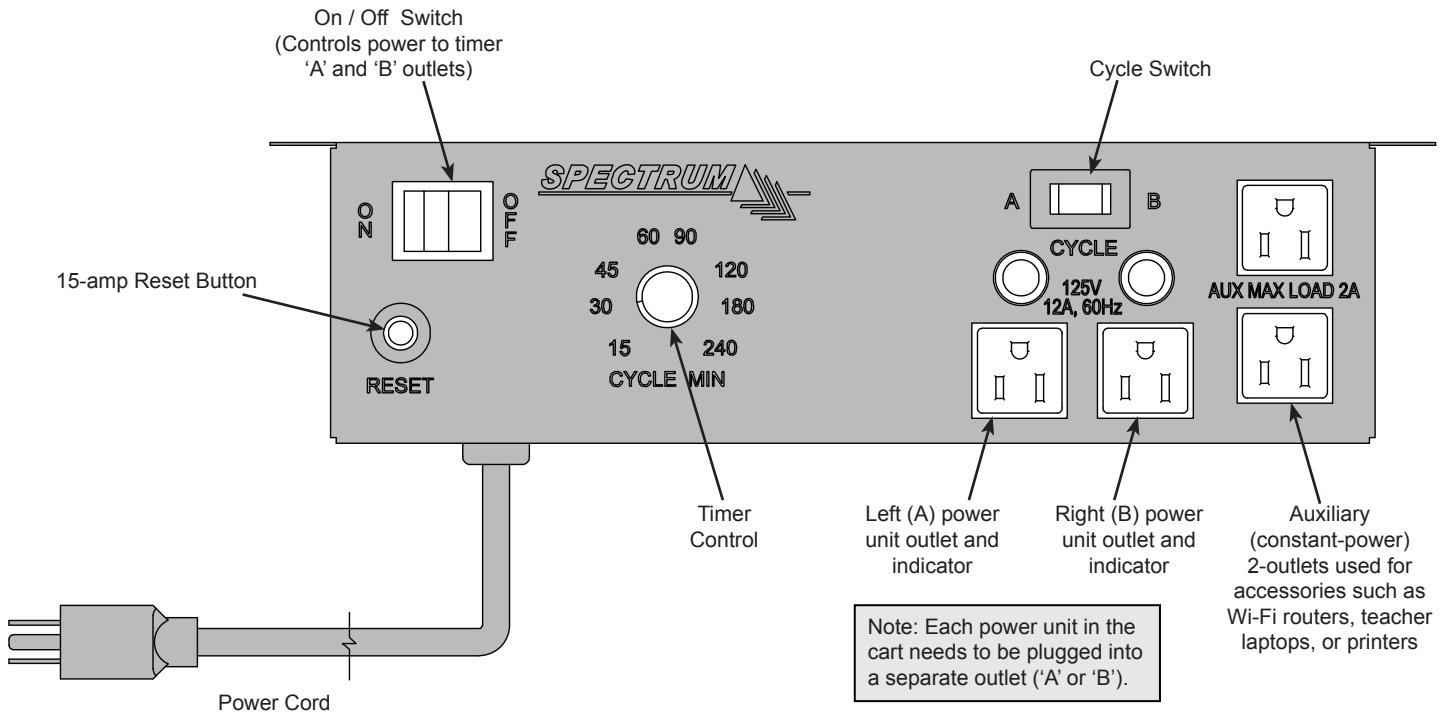


Value cycle timer
with 15' cord
 (See page 8 for wiring diagram)
 99035



Velcro® strap kit
 (16) $\frac{3}{4}$ " x 12", and (32) $\frac{3}{4}$ " x 5"
 Velcro® straps
 95004

Optional Cycle Timer



Using Timer

The timer prevents overload by alternating power between both power units in the cart, providing charging to multiple laptops or devices during the day. The power units plug into the outlets labeled 'A' or 'B'.

The timer control can be adjusted between 15-240 minutes. This is the number of minutes a power unit will be "hot" before the timer switches to the other power unit. 15 minutes can be used as the default setting, but the time setting will depend on the laptop size, battery capacity, frequency of laptop use, and the time available for charging between uses. Lower minute settings should be used if the laptops are being used more frequently.

- To cycle charge both 'A' and 'B' sides, keep the cycle switch in the middle 'Cycle' position, then set the timer control to the desired cycling increment. After the side 'A' time expires, the timer will activate side "B" for the same period of time and will continue to cycle until the On/Off switch is set to the "OFF" position.
- To manually-override the timer function, and charge the 'A' or 'B' side only, switch the cycle switch from the middle to the 'A' or 'B' position.

Specifications

- 12-amp, 120 volt, 60Hz
- 15-240 minute timer
- 15', 14 AWG power cord

CAUTION

- Do not use the auxiliary outlets to charge multiple laptops or devices (use the 'A' and 'B' outlets only.) Auxiliary outlets are for peripheral use only.
- Switch the timer power switch OFF before unplugging or plugging-in the main power unit plugs
- Total equipment load not to exceed 12-amps per power unit.
- For indoor use only. Do not install or store the unit where it will be exposed to weather. Keep dry.
- For added safety, plug the timer into a grounded three-prong receptacle controlled by a GFI (Ground Fault Interrupter) circuit breaker.

Warranty

WE WILL MAKE IT RIGHT FOR YOU!

Spectrum is committed to provide complete customer satisfaction. Each of our products is manufactured from the best materials available and each product is stringently monitored throughout the production process through our P.A.C.E. program (Product Assurance to meet Customer Expectations).

We expressly warrant that Spectrum products will be of good quality and workmanship and free from defect for the period set out in the warranty table below from the date of delivery. This warranty shall not apply to defects or damage resulting from misuse, abuse, neglect, improper care, modification or repair not authorized by Spectrum, or any other cause outside the control of Spectrum. Spectrum will, at its sole option, either repair or replace the defective product.

This warranty is exclusive; no other warranty, written or oral, is expressed or implied. This warranty is given by Spectrum to Buyer and to no other person or legal entity. No Spectrum dealer, distributor, agent or employee is authorized to make any modification or addition to this warranty.

NOTWITHSTANDING ANYTHING TO THE CONTRARY, SPECTRUM WILL NOT UNDER ANY CIRCUMSTANCES BE LIABLE FOR INDIRECT OR LIQUIDATED DAMAGES, INCLUDING CONSEQUENTIAL, INCIDENTAL AND SPECIAL DAMAGES. IN NO EVENT SHALL SPECTRUM'S LIABILITY, WHETHER UNDER CONTRACT OR WARRANTY, IN TORT OR OTHERWISE, EXCEED THE PURCHASE PRICE RECEIVED BY SPECTRUM FOR THE PRODUCT AT ISSUE AND "RECALL ACTION" EXPENSES. SPECTRUM SHALL NOT BE SUBJECT TO ANY OTHER OBLIGATIONS OR LIABILITIES, WHETHER ARISING OUT OF BREACH OF CONTRACT, WARRANTY, TORT (INCLUDING NEGLIGENCE AND STRICT LIABILITY) OR OTHER THEORIES OF LAW, WITH RESPECT TO PRODUCTS SOLD OR SERVICES RENDERED BY SPECTRUM, OR ANY UNDERTAKINGS, ACTS OR OMISSIONS RELATING THERETO.

Our Customer Service Department is ready to provide immediate attention to any questions, comments or concerns. They are available to answer your calls Monday through Friday from 7 am to 5 pm CST. In addition your product comments or concerns are welcome via e-mail at: spectrum@spectrumfurniture.com.

Warranty Table

Item	Warranty Period
• Adjustable Crank/Electric Desk Legs	• 1 Year
• Flat Panel Desk Gas Cylinders	
• Adjustable Height Chair Parts – including frames, gas cylinders, wood and plastic parts, and control handles Adjustable Height Chair Parts Casters	• 7 Years
• Adjustable Height Chair Upholstery	• 2 Years
• In-Stock Upholstery	• 2 Years
• Graded-In Fabrics and Customer Owned Material	• No Warranty
• Height Adjustable Columns and Lifts	• 1 Year
• General Use Casters	
• Electrical	
• Keyboard/Mouse Trays	
• Flat Panel Monitor Arm – General Parts	• 5 Years
• Flat Panel Monitor Arm – Gas Cylinders	• 2 Years
• Computer Desk Chassis	• 10 Years
• Cart Chassis	
• Lectern Chassis	

