

FREEDOM ONE ELIFT LECTERN

Set your lectern to the perfect height

Adjust your ADA compliant Freedom One Lectern to meet your ergonomic needs with just a touch of a button



Height-adjustable, AV-ready and perfect for any environment.

ADAPTABLE

- Adjustable-height workstation easily adjusts between seated or standing-use heights
- ADA-compliant workstation
- Both lectern and equipment rack are available as a stand alone unit
- Assemble with the lectern on the left or right side of the equipment rack

DESIGNER APPROVED

- Expressions laminate and metal color choices to fit your décor
- Optional quick-change logo panel simplifies adding or changing logos
- Available in plain, surround or Overbridge
- Full-length modesty panel with your choice of casters or glides

SIMPLY FUNCTIONAL

- Connect the lectern to the equipment rack to create a fully integrated lectern and workstation
- Equipment Rack available in 32" (14RU) or 39" (18RU) heights
- Whisper-quiet, powerful eLift system raises and lowers in seconds
- Smart design with very few moving parts keeps things simple

INTEGRATOR INSPIRED




- Equipment rack with NEW toolless entry, audience-side panel and optional instructor-side locking doors simplifies integration and helps protect your valuable equipment
- Equipment rack features front and rear rack rail to manage all of your multimedia equipment
- Ventilation provides "chimney effect" airflow keeping equipment cool

Simply follow each step below to generate your **Freedom One eLift** product order number. Record the letter or number code from each step in the corresponding boxes in this order generating chart.













FREEDOM ONE ELIFT LECTERN	1 LAMINATE	2 EDGE BAND	3 METAL FINISH	4 LECTERN STYLE	5 OB SPLIT PANEL CUTOUT OPTION 1	6 OB SPLIT PANEL CUTOUT OPTION 2	7 INSTALLED POWER EQUIPMENT	8 LOGO PANEL OPTION	9 EQUIPMENT RACK OPTION	10 ER DOOR OPTION	11 SHELVING & KEYBOARD TRAY OPTION	12 BASE OPTION
55542												

1 Choose Your Laminate Color (Standard Laminate and Edgeband Combinations Shown)

STANDARD LAMINATE EXPRESSIONS COLORS

 Fusion Maple Matching Edgeband ORDER CODE FM	 Graphite Talc Black Edgeband ORDER CODE GT	 Wild Cherry Matching Edgeband ORDER CODE CH
--	--	---

ADDITIONAL LAMINATE EXPRESSIONS COLORS

 Black Matching Edgeband ORDER CODE BK	 Castle Oak Matching Edgeband ORDER CODE CK	 Columbian Walnut Matching Edgeband ORDER CODE CW
 Empire Mahogany Matching Edgeband ORDER CODE EM	 Harvest Maple Matching Edgeband ORDER CODE HM	 High Rise Black Edgeband ORDER CODE HR
 Misted Zephyr Silver Northsea Edgeband ORDER CODE MZ	 Nepal Teak Matching Edgeband ORDER CODE NP	 Pewter Mesh Matching Edgeband ORDER CODE PM
 Steel Mesh Matching Edgeband ORDER CODE SM	 White Fiesta Black Edgeband ORDER CODE WF	 Williamsburg Cherry Matching Edgeband ORDER CODE WC

Spectrum Expressions Personalize your Freedom One eLift Lectern with an extensive selection of décor-enhancing color combinations.

Need a Custom Color? No problem! Laminates from most manufacturers can be used on Spectrum products! Lead times, minimum quantities and cost will vary.
CONTACT YOUR SPECTRUM REP TODAY!

2 Choose Your Edgeband Color

 Black ORDER CODE BK	 Castle Oak ORDER CODE CK	 Columbian Walnut ORDER CODE CW	 Empire Mahogany ORDER CODE EM	 Fusion Maple ORDER CODE FM
 Harvest Maple ORDER CODE HM	 Nepal Teak ORDER CODE NP	 Pewter Mesh ORDER CODE PM	 Silver Northsea ORDER CODE SN	 Steel Mesh ORDER CODE SM
 Wild Cherry ORDER CODE CH	 Williamsburg Cherry ORDER CODE WC			

3 Choose Your Metal Finish

STANDARD COLORS	ADDITIONAL COLORS			
 Black ORDER CODE B	 Champagne Metallic ORDER CODE CM	 Dark Gray ORDER CODE D	 Spectrum Blue ORDER CODE BL	 Warm Gray ORDER CODE WG
 Silver Sparkle ORDER CODE S	 White ORDER CODE UW			

4 Choose Your Lectern Style

 Plain Worksurface ORDER CODE P1	 Surround Worksurface ORDER CODE S1	 Overbridge Full Panel Blank ORDER CODE B1	 Overbridge Split Panel ORDER CODE B3
 Plain Worksurface Custom ORDER CODE P2	 Surround Worksurface Custom ORDER CODE S2	 Overbridge Full Panel Custom ORDER CODE B2	

5 Overbridge (OB) Split Panel Cutout Option 1*

OB-Blank Single ORDER CODE A1	OB-Extron CC202/ Crestron FT2-202 ORDER CODE A2	OB-Extron CC500/ Crestron FT2-500 ORDER CODE A3	OB-Extron CC700/ Crestron FT2-700 ORDER CODE A4
OB-Extron TLP 350MV ORDER CODE A5	OB-Extron TLP Pro 320M ORDER CODE A6	OB-Extron TLP Pro 520M ORDER CODE A7	OB-Extron TLP Pro 720M ORDER CODE A8
OB-Extron MLC 226 IP ORDER CODE A9	OB-Extron MLC 226 IP DV+ ORDER CODE B1	OB-Extron MLC 226 IP AAP ORDER CODE B2	OB-Extron AAP 104 ORDER CODE B3
OB-Crestron TSW-760 ORDER CODE B4	OB-Crestron TSW-1060 ORDER CODE B5	OB-Custom Single ORDER CODE B9	OB-Power Module Black ORDER CODE C1
OB-Power Module Silver ORDER CODE C2	OB-Power Module White ORDER CODE C3	None ORDER CODE 00	

*For Overbridge Split Panel Lectern Style choice only. Select 00 None for any other lectern style.

6 Overbridge (OB) Split Panel Cutout Option 2*

Please choose your letter or number code from **#5 Overbridge (OB) Split Panel Cutout Option 1**.

7 Installed Power Equipment Options**

Power Module Black ORDER CODE 1	Power Module Silver ORDER CODE 2	Power Module White ORDER CODE 3
Power Module Black & Wireless ORDER CODE 4	Power Module Silver & Wireless ORDER CODE 5	Power Module White & Wireless ORDER CODE 6
Wireless (worksurface only) ORDER CODE 7	None ORDER CODE 0	

**Installed in worksurface only.

8 Choose Your Logo Panel Option

Custom Logo Matching Laminate Backer ORDER CODE 1	Custom Logo Black Laminate Backer ORDER CODE 3	Custom Logo White Laminate Backer ORDER CODE 4
Custom Logo Printed Backer ORDER CODE 5	No Logo Panel ORDER CODE 0	

9 Choose Your Equipment Rack Option***

32" Equipment Rack No Worksurface Cutout ORDER CODE A	32" Equipment Rack Custom Cutout ORDER CODE B	32" Equipment Rack Worksurface with Black PM ORDER CODE C
32" Equipment Rack Worksurface with Silver PM ORDER CODE D	32" Equipment Rack Worksurface with White PM ORDER CODE E	39" Equipment Rack No Worksurface Cutout ORDER CODE F
39" Equipment Rack Custom Cutout ORDER CODE G	39" Equipment Rack Worksurface with Black PM ORDER CODE H	39" Equipment Rack Worksurface with Silver PM ORDER CODE J
39" Equipment Rack Worksurface with White PM ORDER CODE K	None ORDER CODE 0	

***PM stands for Power Module

10 Equipment Rack (ER) Door Options

Audience Side Solid Door No Instructor Side Door ORDER CODE 1	Audience Side Removeable Panel No Instructor Side Door ORDER CODE 2	Audience Side Solid Door & Instructor Side Solid Door ORDER CODE 3
Audience Side Solid Door & Instructor Side Acrylic Door ORDER CODE 4	Audience Side Removeable Panel & Instructor Side Solid Door ORDER CODE 5	Audience Side Removeable Panel & Instructor Side Acrylic Door ORDER CODE 6
None ORDER CODE 0		

11 Shelving & Keyboard Tray Options†

1 Flip-Up Shelf Matching Laminate ORDER CODE A	1 Flip-Up Shelf White Dry Erase ORDER CODE B	Keyboard Tray ORDER CODE C
1 Flip-Up Shelf, Matching Laminate & Keyboard Tray ORDER CODE D	1 Flip-Up Shelf, White Dry Erase & Keyboard Tray ORDER CODE E	No Logo Panel ORDER CODE 0

†Shelving option is for Equipment Rack only. Shelf is not factory installed.

12 Choose Your Base Option

Twin-Wheel Casters ORDER CODE 01	Glides ORDER CODE 02
--	--------------------------------

Note: Color samples are approximate. Edgebands will match most chosen laminates, unless you specify differently. Additional Color Expressions may require additional lead time. For more details about the laminates and edgebands available and to request samples, visit spectrumfurniture.com/expressions.

INTEGRATED LECTERN SOLUTIONS



HEIGHT ADJUSTABLE ELIFT SYSTEM CONFORMS TO YOUR ERGONOMIC NEEDS



CUSTOMIZE YOUR LECTERN WITH THE QUICK-CHANGE LOGO PANEL OPTION




OPTIONAL, SOLID OR ACRYLIC, LOCKING DOORS FOR THE EQUIPMENT RACKS



UNIT-TO-UNIT KIT EASILY CONNECTS EQUIPMENT RACK TO LECTERN

Get integrated quick with Spectrum's great lead time.

Equipment Rack sold separately.



SHIPS MOSTLY ASSEMBLED

FREEDOM ONE ELIFT LECTERN™

PRODUCT DIMENSIONS

Lectern 36.25"W x 30"D x 42"H (to worksurface)

WARRANTY

See website for full warranty terms

AVAILABLE MODELS

55542 Freedom One eLift Lectern

OPTIONS/ACCESSORIES

55508	Equipment Rack for Freedom One eLift (32" or 39"H)
55359	Unit-to-Unit Connector Kit
55543	Flip-Up Shelf for Equipment Rack
55379	Keyboard Tray
55380	Customized Logo Panel
55509	32"H Solid Locking Door for Equipment Rack
55511	39"H Solid Locking Door for Equipment Rack
55510	32"H Acrylic Locking Door for Equipment Rack
55512	39"H Acrylic Locking Door for Equipment Rack
99058	Power Module
99057	EM Wireless Charging Pad
96507	Overbridge Insert Panel-Large (1-piece)
96513	Overbridge Insert Panel-Large (2-piece)
99045	Rechargeable Battery Pack

Devices and accessories not included. Options Shown.